

CITY OF KYLE

Notice of Special City Council Meeting

Kyle City Hall, 100 W. Center Street, Kyle, TX 78640;
Spectrum 10; <https://www.cityofkyle.com/kyletv/kyle-10-live>



SPECIAL NOTE: Pursuant to the March 16, 2020 proclamation issued by Governor Abbott, this meeting will be held in-person and by videoconference in order to advance the public health goal of limiting face-to-face meetings (also called 'social distancing') to slow the spread of COVID-19. Some City Council members will be present in the chamber while others will attend the meeting via videoconferencing. This meeting can be viewed live online at <https://www.cityofkyle.com/kyletv/kyle-10-live> OR Spectrum10.

Notice is hereby given that the governing body of the City of Kyle, Texas will meet at 7:00 PM on August 25, 2020, at Kyle City Hall, 100 W. Center Street, Kyle, TX 78640; Spectrum 10; <https://www.cityofkyle.com/kyletv/kyle-10-live>, for the purpose of discussing the following agenda.

Posted this 21st day of August, 2020, prior to 6:00 p.m.

I. Call Meeting to Order

II. Citizen Comment Period with City Council

The City Council welcomes comments from Citizens early in the agenda of special meetings. Those wishing to speak are encouraged to sign in before the meeting begins. Speakers may be provided with an opportunity to speak during this time period on any agenda item or any other matter concerning city business, and they must observe the three-minute time limit.

1. Members of the public that wish to provide citizen comment have the following options:
 1. In-Person at Kyle City Hall
 2. Virtual Attendance - Submit the online registration form found at: <https://www.cityofkyle.com/council/citizen-comment-sign>. Registration must be received by 12 p.m. on the day of the meeting.

III. Public Hearings

2. Conduct a public hearing on the recent renaming of Rebel Drive to Fajita Drive. ~ *Travis Mitchell, Mayor*
3. Conduct a public hearing on the City's Proposed Budget for Fiscal Year 2020-2021, as amended by City Council on August 1, 2020, totaling approximately \$134.2 million for all City Funds, including a tax rate of \$0.5201 per \$100 assessed valuation, a 10.0% increase in water service rates, a 10.0% increase in wastewater service rates, no change in storm drainage fees, a 2.5% increase in solid waste service charges (trash collection) per contract terms, limited changes in other fees and charges, and the addition of 22.0 new full-time positions for a total of 279.0 full-time equivalent positions. ~ *J. Scott Sellers, City Manager*
4. Conduct a public hearing to obtain comments on the proposal to set the City's ad valorem tax (property tax) rate at \$0.5201 per \$100 assessed valuation for tax year 2020 (Fiscal Year 2020-2021). ~ *J. Scott Sellers, City Manager*

IV. Consider and Possible Action

5. Reconsideration of the vote on the Resolution of the City of Kyle Renaming Rebel Drive to Support and Promote Community Camaraderie and Tranquility; to a Name which will be Advantageous to all Diversities; to a Propitious Title for all of the Citizens of Kyle; Holding a Public Hearing and Providing for Related Matters in accordance with the City of Kyle, Code of Ordinances, Secs. 38-332, 38-333, and 38-334. ~ *Michael Tobias, Council Member; Alex Villalobos, Council Member; Travis Mitchell, Mayor*
6. *(Second Reading)* Approve an Ordinance of the City of Kyle, Texas, adopting a budget totaling \$134.2 million for all City Funds for the ensuing fiscal year beginning October 1, 2020 and ending September 30, 2021; appropriating revenue and expenditure amounts thereof for all City Funds, authorizing a 10.0 percent increase in water service rates, a 10.0 percent increase in wastewater service rates, no change in storm drainage fees, a 2.5 percent increase in solid waste service charges, all other fees and charges for City services as provided for in the fee schedule, capital improvement program expenditures, addition of twenty-two (22.0) new full-time positions for a total of 279.0 full-time equivalent positions, carryover of encumbrances, all associated schedules and documents, and repealing all Ordinances in conflict herewith; and providing for an effective date. ~ *J. Scott Sellers, City Manager*
7. *(Second Reading)* Approve an Ordinance of the City of Kyle, Texas, fixing the ad valorem tax (property tax) rate for Tax Year 2020 at \$0.5201 per \$100 assessed valuation and providing for the levying of ad valorem taxes for use and support of the municipal government of the City of Kyle for the fiscal year beginning October 1, 2020 and ending September 30, 2021; providing for apportioning each levy for specific purposes; and providing when ad valorem taxes shall become due and when same shall become delinquent if not paid. ~ *J. Scott Sellers, City Manager*

V. Executive Session

8. Pursuant to Chapter 551, Texas Government Code, the City Council reserves the right to convene into Executive Session(s) from time to time as deemed necessary during this meeting. The City Council may convene into Executive Session pursuant to any lawful exception contained in Chapter 551 of the Texas Government Code including any or all of the following topics.
 1. Pending or contemplated litigation or to seek the advice of the City Attorney pursuant to Section 551.071.
 2. Possible purchase, exchange, lease, or value of real estate pursuant to Section 551.072.
 3. Personnel matters pursuant to Section 551.074.
 4. Convene into executive session pursuant to Section 551.087, Texas Government Code, to deliberate regarding the offer of economic incentives to one or more business prospects that the City seeks to have locate, stay, or expand in or near the City.

9. Take action on items discussed in Executive Session.

VI. Adjourn

*Per Texas Attorney General Opinion No. JC-0169; Open Meeting & Agenda Requirements, Dated January 24, 2000: The permissible responses to a general member communication at the meeting are limited by 551.042, as follows: "SEC. 551.042. Inquiry Made at Meeting. (a) If, at a meeting of a government body, a member of the public or of the governmental body inquires about a subject for which notice has not been given as required by the subchapter, the notice provisions of this subchapter, do not apply to: (1) a statement of specific factual information given in response to the inquiry; or (2) a recitation of existing policy in response to the inquiry. (b) Any deliberation of or decision about the subject of the inquiry shall be limited to a proposal to place the subject on the agenda for a subsequent meeting."



CITY OF KYLE, TEXAS

Fajita Drive

Meeting Date: 8/25/2020

Date time:7:00 PM

Subject/Recommendation: Conduct a public hearing on the recent renaming of Rebel Drive to Fajita Drive. ~ *Travis Mitchell, Mayor*

Other Information:

Legal Notes:

Budget Information:

ATTACHMENTS:

Description

No Attachments Available



CITY OF KYLE, TEXAS

Public Hearing on Proposed Budget for FY 2020-2021

Meeting Date: 8/25/2020

Date time: 7:00 PM

Subject/Recommendation: Conduct a public hearing on the City's Proposed Budget for Fiscal Year 2020-2021, as amended by City Council on August 1, 2020, totaling approximately \$134.2 million for all City Funds, including a tax rate of \$0.5201 per \$100 assessed valuation, a 10.0% increase in water service rates, a 10.0% increase in wastewater service rates, no change in storm drainage fees, a 2.5% increase in solid waste service charges (trash collection) per contract terms, limited changes in other fees and charges, and the addition of 22.0 new full-time positions for a total of 279.0 full-time equivalent positions. ~ *J. Scott Sellers, City Manager*

Other Information:

Article VIII, Sec. 8.05 of the Kyle City Charter requires:

At the first council meeting for which timely notice may be given, cause to be posted in city hall and published in the newspaper of general circulation in the city, a general summary of the proposed budget and a notice stating the time and places where copies of the budget are available for public inspection; the time and place, not less than fifteen (15) days after such publication, of a public hearing on the budget; and such other public hearings as are necessary.

A notice was published in the City's official newspaper of record, Hays Free Press, on July 29, 2020, providing a general summary of the proposed budget, time and places where copies of the budget are available for public inspection, and the time and place for City Council meetings and public hearings on the proposed budget.

A copy of the following budget documents are attached in support of the Council agenda item:

1. Notice of City Council Budget Meetings and Public Hearings, published on 7-29-2020
2. City Manager's Budget Presentation to City Council on 8-1-2020
3. Amendments to Proposed Budget Approved by City Council on 8-1-2020

A complete copy of the City's proposed budget for Fiscal Year 2020-2021 and associated documents are available on the City's web page at:

<https://www.cityofkyle.com/finance/budget-development-fy-2020-2021>

Legal Notes:

Budget Information:

ATTACHMENTS:

Description

- ☐ Notice of Meeting to Vote on Tax Rate 8-19-2020
- ☐ Notice of Public Hearings on Proposed Budget & Property Tax Rates 8-12-2020
- ☐ Amendments to Proposed Budget Approved by City Council on 8-1-2020
- ☐ City Manager's Budget Presentation to City Council 8-1-2020
- ☐ Notice of City Council Budget Meetings & Public Hearings 7-29-2020

NOTICE OF MEETING TO VOTE ON TAX RATE

A tax rate of \$0.5201 per \$100 valuation has been proposed by the governing body of City of Kyle.

PROPOSED TAX RATE	\$0.5201 per \$100
NO-NEW-REVENUE TAX RATE	\$0.5292 per \$100
VOTER-APPROVAL TAX RATE	\$0.5202 per \$100

The no-new-revenue tax rate is the tax rate for the 2020 tax year that will raise the same amount of property tax revenue for City of Kyle from the same properties in both the 2019 tax year and the 2020 tax year.

The voter-approval tax rate is the highest tax rate that City of Kyle may adopt without holding an election to seek voter approval of the rate.

The proposed tax rate is not greater than the no-new-revenue tax rate. This means that City of Kyle is not proposing to increase property taxes for the 2020 tax year.

A PUBLIC HEARING ON THE PROPOSED TAX RATE WILL BE HELD ON AUGUST 25, 2020 at 7:00 P.M. AT KYLE CITY HALL, 100 WEST CENTER STREET, KYLE, TX 78640.

The proposed tax rate is also not greater than the voter-approval tax rate. As a result, City of Kyle is not required to hold an election to seek voter approval of the rate. However, you may express your support for or opposition to the proposed tax rate by contacting City Council of City of Kyle at their offices or by attending the public meeting mentioned above.

YOUR TAXES OWED UNDER ANY OF THE TAX RATES MENTIONED ABOVE CAN BE CALCULATED AS FOLLOWS:

$$\text{Property tax amount} = (\text{tax rate}) \times (\text{taxable value of your property}) / 100$$

The members of the governing body voted on the proposal to consider the proposed tax rate as follows:

FOR the proposal:	Mayor Travis Mitchell	Mayor Pro Tem Rick Koch
	Council Member Dex Ellison	Council Member Robert Rizo
	Council Member Tracy Scheel	Council Member Michael Tobias
	Council Member Alex Villalobos	

AGAINST the proposal: None.

PRESENT and not voting: None.

ABSENT: None.

The 86th Texas Legislature modified the manner in which the voter-approval tax rate is calculated to limit the rate of growth of property taxes in the state.

The following table compares the taxes imposed on the average residence homestead by City of Kyle last year to the taxes proposed to be imposed on the average residence homestead by City of Kyle this year:

	2019	2020	Change
Total tax rate (per \$100 of value)	\$0.5416	\$0.5201	Decrease of \$0.0215 per \$100 or 3.97%
Average homestead taxable value	\$207,049	\$215,762	Increase of 4.20%
Tax on average homestead	\$1,121.38	\$1,122.18	Increase of \$0.80 or 0.07%
Total tax levy on all properties	\$18,504,202	\$17,901,584	Decrease of \$602,618 or 3.25%

For assistance with tax calculations, please contact the tax assessor for City of Kyle at 512-393-5545 or jenifer.okane@co.hays.tx.us, or visit www.hayscountytax.com for more information.

City of Kyle, Texas
Notice of Public Hearings on Proposed Budget & Property Tax Rates
For Fiscal Year 2020-2021

The Kyle City Council is scheduled to conduct public hearings on the proposed budget for Fiscal Year 2020-2021 including revenues, expenditures, property tax rates, water and wastewater service rates, storm drainage fee, and other fees and charges for various City services.

The proposed budget for Fiscal Year 2020-2021 is a complete financial plan for all City funds, programs, services, operations, and capital improvement program (CIP) activities for the period October 1, 2020 through September 30, 2021. The proposed budget for Fiscal Year 2020-2021 for all City expenditures, as amended by City Council on August 1, 2020, totals approximately \$134.2 million and includes 279.0 full-time equivalent positions.

The City of Kyle's proposed property tax rates for Tax Year 2020 (Fiscal Year 2020-2021) are as follows:

- Proposed Tax Rate: \$0.5201 per \$100 taxable assessed valuation
- No-New-Revenue Tax Rate: \$0.5292 per \$100 taxable assessed valuation
- Voter-Approval Tax Rate: \$0.5202 per \$100 taxable assessed valuation

The public hearings on the City's proposed budget and property tax rates for Fiscal Year 2020-2021 are scheduled to be conducted by the Kyle City Council on the following dates and time:

- August 18, 2020 at 7:00 p.m., in City Council Chambers located in City Hall at 100 West Center Street, Kyle, Texas
- August 25, 2020 at 7:00 p.m., in City Council Chambers located in City Hall at 100 West Center Street, Kyle, Texas

The Kyle City Council is also scheduled to consider Ordinances on first and second readings for the City's budget and property tax rates for Fiscal Year 2020-2021 on the following dates and time:

- August 18, 2020 at 7:00 p.m., 1st Reading of Budget & Property Tax Rate Ordinances
- August 25, 2020 at 7:00 p.m., 2nd Reading of Budget & Property Tax Rate Ordinances

All Kyle residents, taxpayers, and interested persons are invited to attend the City Council's budget meetings and public hearings to provide their comments to the City Council.

The proposed budget and property tax rates for Fiscal Year 2020-2021 are available on the City's web page at:

<https://www.cityofkyle.com/finance/budget-development-fy-2020-2021>

A printed copy of the budget document is also available for public inspection during business hours at Kyle City Hall located at 100 West Center Street, Kyle, Texas, and at Kyle Public Library located at 550 Scott Street, Kyle, Texas.

Perwez A. Moheet, CPA
Director of Finance
August 12, 2020

City of Kyle, Texas
 Amendments to Proposed Budget for Fiscal Year 2020-2021
 Considered & Approved by City Council on August 1, 2020

Net Increase or (Decrease) in Fund Balance by Budget Amendment

	Motion by / Seconded by	Council Vote	Description of Budget Amendment	General Fund	Water Utility Fund	Wastewater Utility Fund	Storm Drainage Utility Fund	Other Funds	TOTAL
1.	Mayor Mitchell / CM Scheel	Approved 7-0	Amend the proposed budget to remove the one new full-time Code Enforcement Supervisor position proposed in the Police Department.	\$ 66,548	\$ -	\$ -	\$ -	\$ -	\$ 66,548
2.	Mayor Mitchell / CM Scheel	Approved 7-0	Amend the proposed budget to remove the one new full-time Code Enforcement Officer position proposed in the Police Department.	\$ 60,445	\$ -	\$ -	\$ -	\$ -	\$ 60,445
3.	Mayor Mitchell / CM Scheel	Approved 7-0	Amend the proposed budget to remove the one new full-time ROW Foreman position proposed in the Public Works Department.	\$ -	\$ -	\$ -	\$ 68,427	\$ -	\$ 68,427
4.	Mayor Mitchell / CM Scheel	Approved 7-0	Amend the proposed budget to remove the two new full-time Litter Abatement Technician positions proposed in the Public Works Department.	\$ -	\$ -	\$ -	\$ 113,933	\$ -	\$ 113,933
5.	Mayor Mitchell / CM Scheel	Approved 7-0	Amend the proposed budget to remove the lease costs for two trucks for the ROW Foreman position and the Litter Abatement crew proposed in the Public Works Department.	\$ -	\$ -	\$ -	\$ 34,000	\$ -	\$ 34,000
6.	Mayor Mitchell / CM Scheel	Approved 7-0	Amend the proposed budget to remove the two zero-turn mowers proposed in the Public Works Department.	\$ -	\$ -	\$ -	\$ 24,000	\$ -	\$ 24,000
7.	Mayor Mitchell / CM Scheel	Approved 7-0	Amend the proposed budget to increase funding for the three Mule units from \$21,000 to \$32,000 proposed in the Parks and Recreation Department.	\$ (11,000)	\$ -	\$ -	\$ -	\$ -	\$ (11,000)
8.	Mayor Pro Tem Koch / Mayor Mitchell	Approved 7-0	Amend the proposed budget to add two new full-time positions for videography and graphics in the proposed budget for the Communications Department.	\$ (150,000)	\$ -	\$ -	\$ -	\$ -	\$ (150,000)
9.	Mayor Mitchell / CM Rizo	Approved 7-0	Amend the proposed budget to add funding for a 2.0% average merit pay increase for all civilian City employees below the level of department head positions. The department head positions excluded from the merit pay include: (1) Assistant City Manager, (2) Chief of Staff, (3) Chief of Police, (4) City Engineer, (5) City Secretary, (6) Director of Communications, (7) Director of Planning & Community Development, (8) Director of Economic Development, (9) Director of Finance, (10) Director of Human Resources, (11) Director of Information Technology, (12) Director of Library, and (13) Director of Public Works.	\$ (106,901)	\$ (25,175)	\$ (18,912)	\$ (11,771)	\$ -	\$ (162,759)

City of Kyle, Texas
 Amendments to Proposed Budget for Fiscal Year 2020-2021
 Considered & Approved by City Council on August 1, 2020

Net Increase or (Decrease) in Fund Balance by Budget Amendment

	<u>Motion by / Seconded by</u>	<u>Council Vote</u>	<u>Description of Budget Amendment</u>	<u>General Fund</u>	<u>Water Utility Fund</u>	<u>Wastewater Utility Fund</u>	<u>Storm Drainage Utility Fund</u>	<u>Other Funds</u>	<u>TOTAL</u>
10.	CM Scheel / Mayor Mitchell	Approved 7-0	Amend the proposed budget to increase the advertising line item budget from \$10,000 to \$20,000 in the proposed budget for the Economic Development Department.	\$ (10,000)	\$ -	\$ -	\$ -	\$ -	\$ (10,000)
									\$ -
			Net Increase (Decrease) in Proposed Ending Fund Balance:	\$ (150,908)	\$ (25,175)	\$ (18,912)	\$ 228,589	\$ -	\$ 33,594


CITY OF KYLE, TEXAS

PROPOSED
BUDGET



FISCAL YEAR
2020-2021





City of Kyle, Texas

City Manager's Presentation of
Proposed Budget for Fiscal Year 2020-2021

August 1, 2020



Presentation Outline

Proposed Budget Fiscal Year 2020-2021

- City Council Priorities for Budget Development
- Overview of Proposed Budget (All City Funds)
 - Highlights & Significant Changes
 - New Positions
 - New Equipment
 - CIP Spending Summary
- Budget Summary & Highlights: For Major Operating Funds
 - General Fund
 - Water Utility Fund
 - Wastewater Utility Fund
 - Storm Drainage Utility Fund
- Capital Improvements Program (CIP)
- Debt Position
- All Other City Funds
- Next Steps & Key Dates



City Council Priorities For Proposed Budget Fiscal Year 2020-2021

1. Budget aligned with City Council priorities identified in the budget work session held on June 13, 2020 and subsequent feedback from City Council:
 - a. Street/roadway improvements
 - b. Parks and trail system improvements
 - c. ROW mowing, trash pick up and beautification
 - d. Beautification of high-profile corridors
 - e. Downtown mixed-use building & park improvement
 - f. Uptown central park, cultural trails, and heroes' memorial
 - g. Public safety center
 - h. Water and wastewater infrastructure improvements
2. No reduction in City services
3. Strategic investments in new positions, equipment, and infrastructure (CIP)
4. No increase in property tax rates
5. No increase in storm drainage fees
6. Minimize rate increase for water and wastewater services
7. Minimize increase in fees and charges for various City services



Budget Highlights (All Funds) Proposed Budget Fiscal Year 2020-2021

- \$134.2 million total proposed budget for all City Funds
- 25 new full-time equivalent positions proposed
- \$0.0215 or 4.0% reduction in total property tax rate
 - From \$0.5416 to \$0.5201 per \$100 AV
- No change in storm drainage fees
- 10.0% increase in water service rates (system-wide)
- 10.0% increase in wastewater service rates (system-wide)
- 2.5% increase in solid waste service rates per contract with TDS
- Limited changes in fees and charges for various City services
- No merit pay funded for civilian City employees
- 7.3% pay increase (average) included for all police officers

Continued....

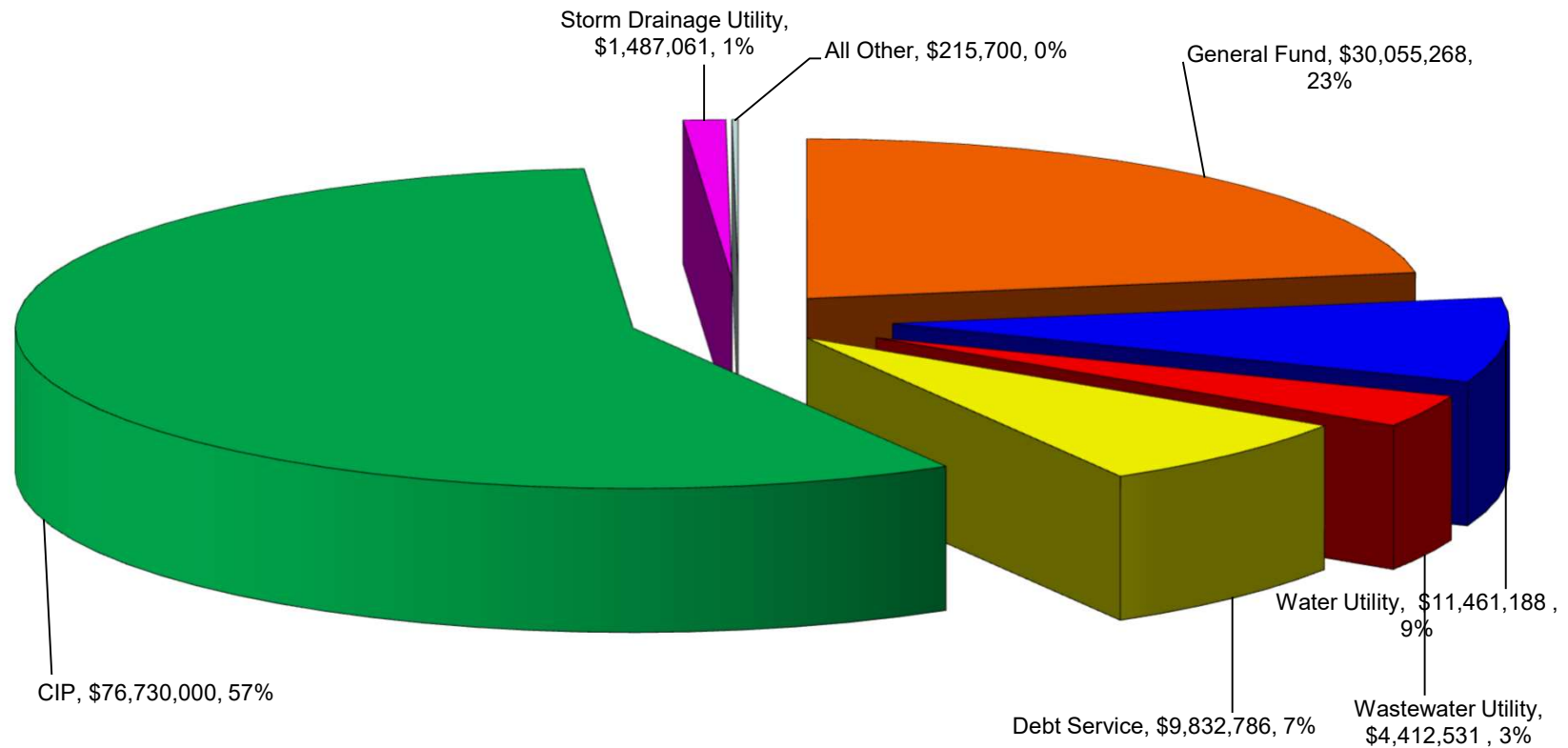


Budget Highlights (All Funds) Proposed Budget Fiscal Year 2020-2021

- \$76.7 million in planned CIP spending in FY 2021
 - Excludes \$14.4 million for ARWA CIP costs
- \$9.8 million included for City's debt service payments
 - Does not include debt service for \$35.0 million debt issuance planned for Kyle Public Safety Center
- \$5.1 million provided for street maintenance & construction crews & equipment
- \$3.6 million provided for all equipment, trucks, and heavy construction equipment
- \$1.3 million provided for 25 new full-time positions
 - Engineering (1) parks (4), police (5), public works (15)
- \$5.1 million overall budget increase for Public Works (includes all 3 utilities)
- \$1.1 million overall budget increase for Police department
- \$250,300 for police pay increase (7.3% average increase)
- \$150,000 for public transportation (Uber voucher program)



All City Funds Budget Summary: Total \$134.2 Million Proposed Budget Fiscal Year 2020-2021





New Positions

Proposed Budget Fiscal Year 2020-2021

Total: \$1,433,236

<u>Department</u>	<u>Position Title</u>	<u>FTE</u>	<u>Budget Amount</u>	<u>Funding Source</u>
Engineering	Transportation Engineer	1	\$116,772	General Fund
Parks	Maintenance Tech - Parks	2	\$92,906	General Fund
Parks	Maintenance Tech - Trails	2	\$92,906	General Fund
Police	Code Enforcement Supervisor	1	\$66,548	General Fund
Police	Code Enforcement Officer	1	\$60,445	General Fund
Police	Telecommunicator	2	\$101,488	General Fund
Police	Property & Evidence Technician	1	\$64,611	General Fund
Public Works	Street Superintendent	1	\$94,994	General Fund & Storm Drainage
Public Works	Street Construction Technician II	6	303,794	General Fund
Public Works	Street Construction Technician I	4	187,063	General Fund
	Continued.....			



New Positions
Proposed Budget Fiscal Year 2020-2021
Total: \$1,433,236

<u>Department</u>	<u>Position Title</u>	<u>FTE</u>	<u>Budget Amount</u>	<u>Funding Source</u>
Public Works	R-O-W Foreman	1	\$68,427	Storm Drainage Utility Fund
Public Works	Litter Abatement Technician	2	\$113,933	Storm Drainage Utility Fund
Public Works	Lead Operator - WWTP	1	\$69,459	Wastewater Utility Fund
	TOTAL:	25	\$1,433,236	



New Equipment

Proposed Budget Fiscal Year 2020-2021

Total: \$3,598,169

<u>Department</u>	<u>Description of New Equipment/Vehicle</u>	<u>Units</u>	<u>Budget Amount</u>	<u>Fund Source</u>
Parks	16-ft Trailer	1	\$6,500	General Fund
Parks	Trail Dozer	1	\$8,500	General Fund
Parks	Utility Mule	3	\$21,000	General Fund
Parks	Mini Roller	1	\$500	General Fund
Parks	Christmas Tree (\$30,000 in FY 2020)	1	\$25,000	Park Dev. Fund
Parks	Pool Equipment & Improvements		\$215,000	Park Dev. Fund
Parks	Playground Equipment		\$20,000	Park Dev. Fund
Parks	Irrigation Equipment		\$25,000	Park Dev. Fund
Parks	Equipment & Improvements – Masonwood		\$35,000	Park Dev. Fund
Parks	Equipment & Improvements – Fajita Fields		\$875,000	Park Dev. Fund
Public Works	Density Gauge	1	\$9,000	General Fund
Public Works	Milling Machine	1	\$532,874	General Fund
Public Works	Distributor	1	\$180,000	General Fund
	Continued....			



New Equipment

Proposed Budget Fiscal Year 2020-2021

Total: \$3,598,169

<u>Department</u>	<u>Description of New Equipment/Vehicle</u>	<u>Units</u>	<u>Budget Amount</u>	<u>Fund Source</u>
Public Works	Chip Spreader	1	\$280,000	General Fund
Public Works	Sheepsfoot Compacting Roller	1	\$108,343	General Fund
Public Works	Steel Wheel Roller	1	\$100,452	General Fund
Public Works	Pneumatic Roller	1	\$100,000	General Fund
Public Works	Finish Roller	1	\$70,000	General Fund
Public Works	Skid Steer	2	\$230,000	General Fund
Public Works	Water Truck	1	\$130,000	General Fund
Public Works	16-Yard Dump Truck	2	\$235,000	General Fund
Public Works	6-Yard Dump Truck	2	\$200,000	General Fund
Public Works	R-O-W Maintenance Equipment	Various	\$25,000	Storm Drainage
Public Works	15-Ft. Batwing Mower & 8-Ft. Deck Mower	1 Each	\$80,000	Storm Drainage
Public Works	Zero Turn Mower	2	\$24,000	Storm Drainage
	Continued....			



New Equipment
Proposed Budget Fiscal Year 2020-2021
Total: \$3,598,169

<u>Department</u>	<u>Description of New Equipment/Vehicle</u>	<u>Units</u>	<u>Budget Amount</u>	<u>Fund Source</u>
Public Works	Chlorine Detector	5	\$25,000	Water Utility Fund
Public Works	Office Furniture & Equipment	Various	\$27,000	Wastewater Utility
Public Works	Utility Mule w/Truck Bed	1	\$10,000	Wastewater Utility
	TOTAL:		\$3,598,169	



Capital Improvements Spending Plan (CIP) Proposed Budget Fiscal Year 2020-2021 Total: \$76,730,000*

<u>Funding Source</u>	<u>Planned Spending FY 2020-2021</u>
General Fund	\$9,800,000
TIRZ #2 (General Fund)	\$5,475,000
Heroes Memorial Fund (General Fund & TDS Contribution)	\$4,500,000
Water Utility Fund	\$500,000
Water Impact Fee Fund	\$6,250,000
Wastewater Utility Fund	\$700,000
Wastewater Impact Fee	\$15,850,000
Road Bond Fund	\$500,000
WWTP Bond Fund	\$15,500,000
Public Safety Center Bonds (New)	\$15,000,000
Park Development Fund	\$1,705,000
Storm Drainage Utility Fund	\$950,000
TOTAL (Excludes ARWA) CIP:	\$76,730,000*

CIP details on slides 42 to 45



Proposed Budget Fiscal Year 2020-2021

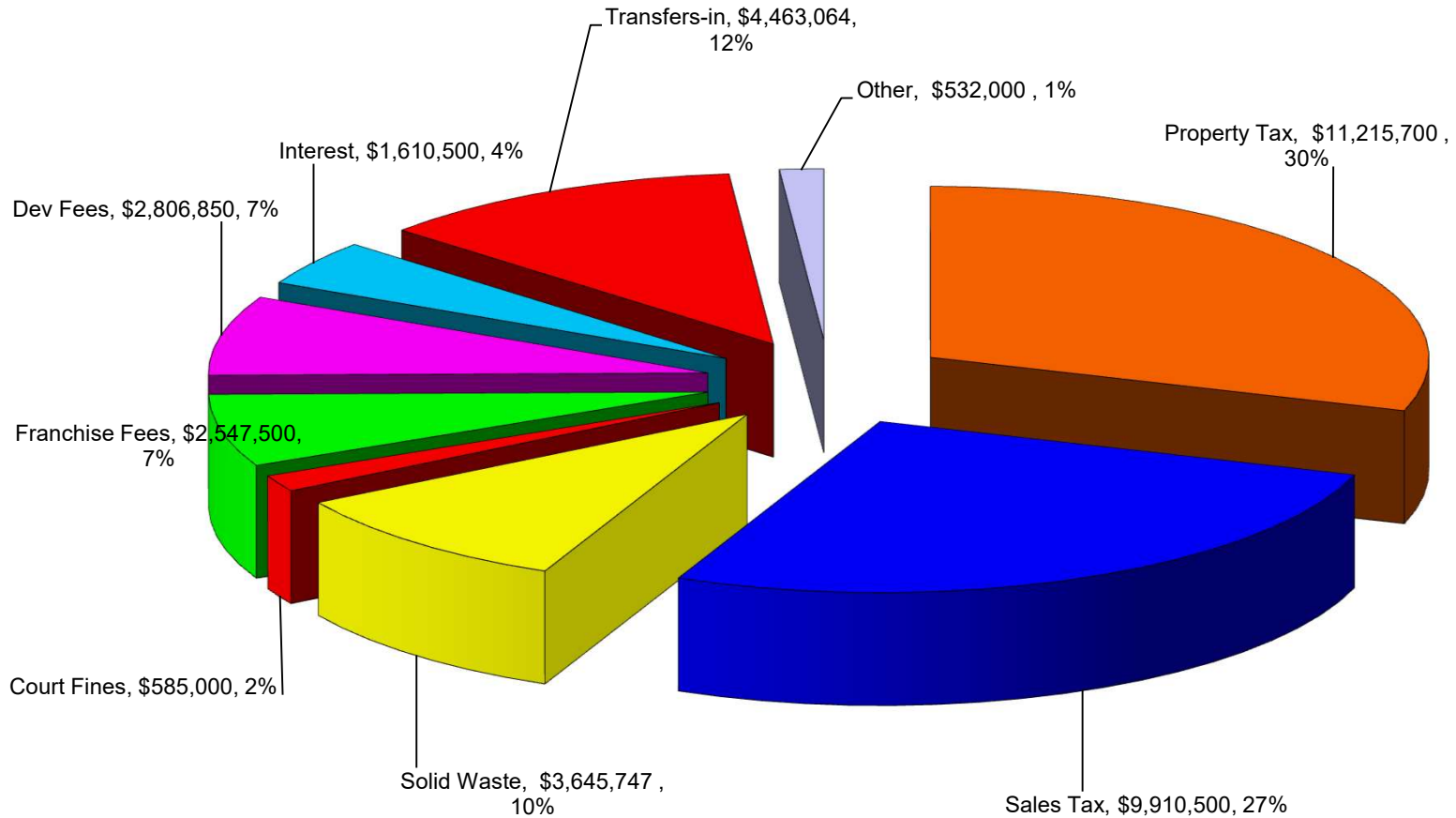
GENERAL FUND

Budget Summary & Highlights



General Fund

Sources of Funds: Total \$37.3 Million
Proposed Budget Fiscal Year 2020-2021





2020 Certified Estimated Assessed Valuation Proposed Budget Fiscal Year 2020-2021

For All Property Use Category

- 2020 taxable assessed valuation = \$3,652,486,794
- 2019 taxable assessed valuation = \$3,366,861,196
- \$ increase in 2020 taxable assessed valuation = \$ 285,625,598
- % increase in 2020 taxable assessed valuation = 8.48%



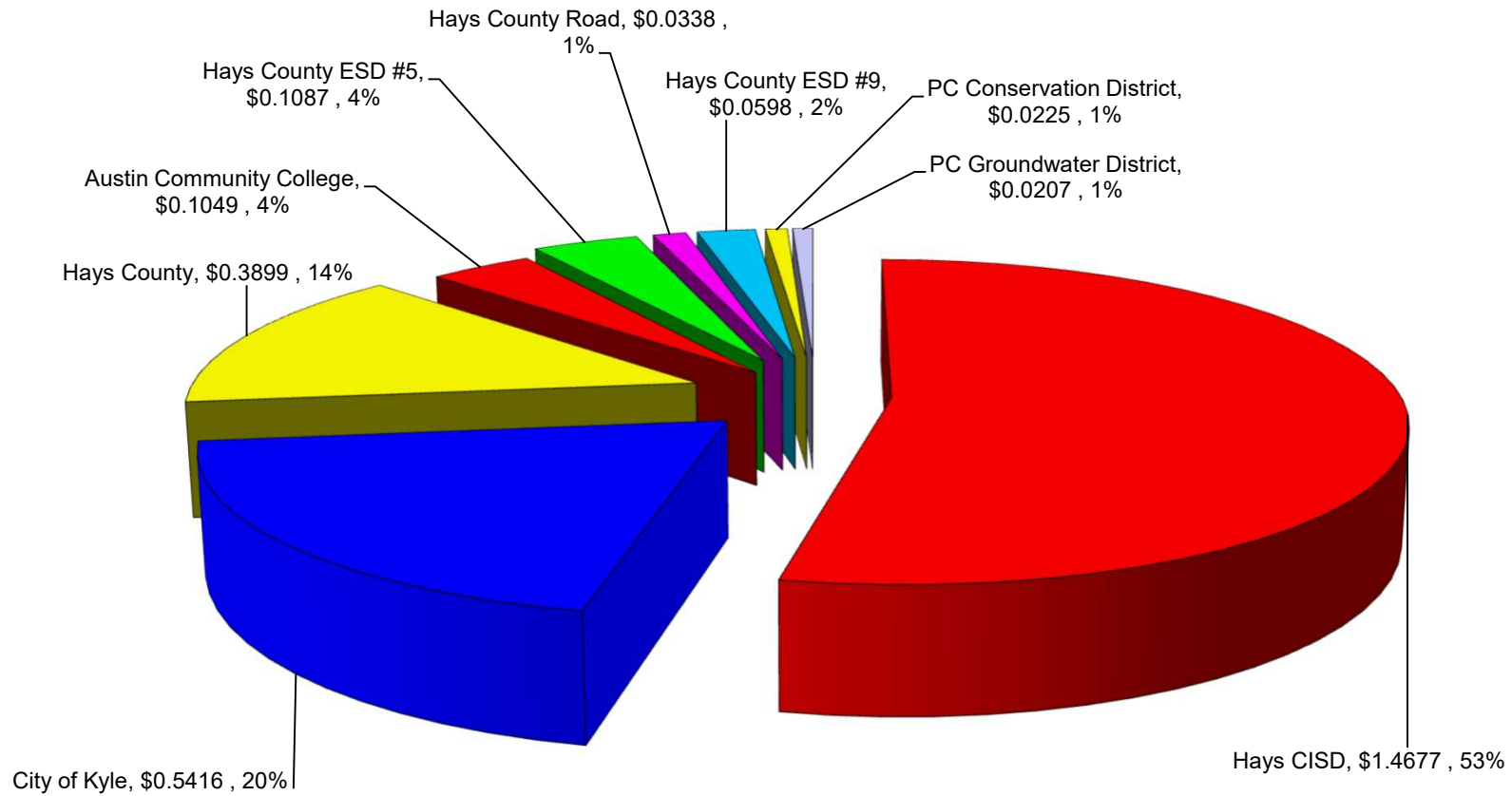
Property Tax Rates for Tax Year 2020 Proposed Budget Fiscal Year 2020-2021

Proposed, No-New-Revenue & Voter-Approval Tax Rates

	<u>Current Tax Rate</u>	<u>No-New- Revenue Tax Rate</u>	<u>Voter- Approval Tax Rate</u>	<u>Proposed Tax Rate</u>
Maintenance & Operations (M&O) Rate	\$0.3154	N/A	\$0.3257	\$0.3256
Interest & Sinking (I&S) Rate	\$0.2262	N/A	\$0.1945	\$0.1945
Total Property Tax Rate Per \$100/AV	\$0.5416	\$0.5292	\$0.5202	\$0.5201

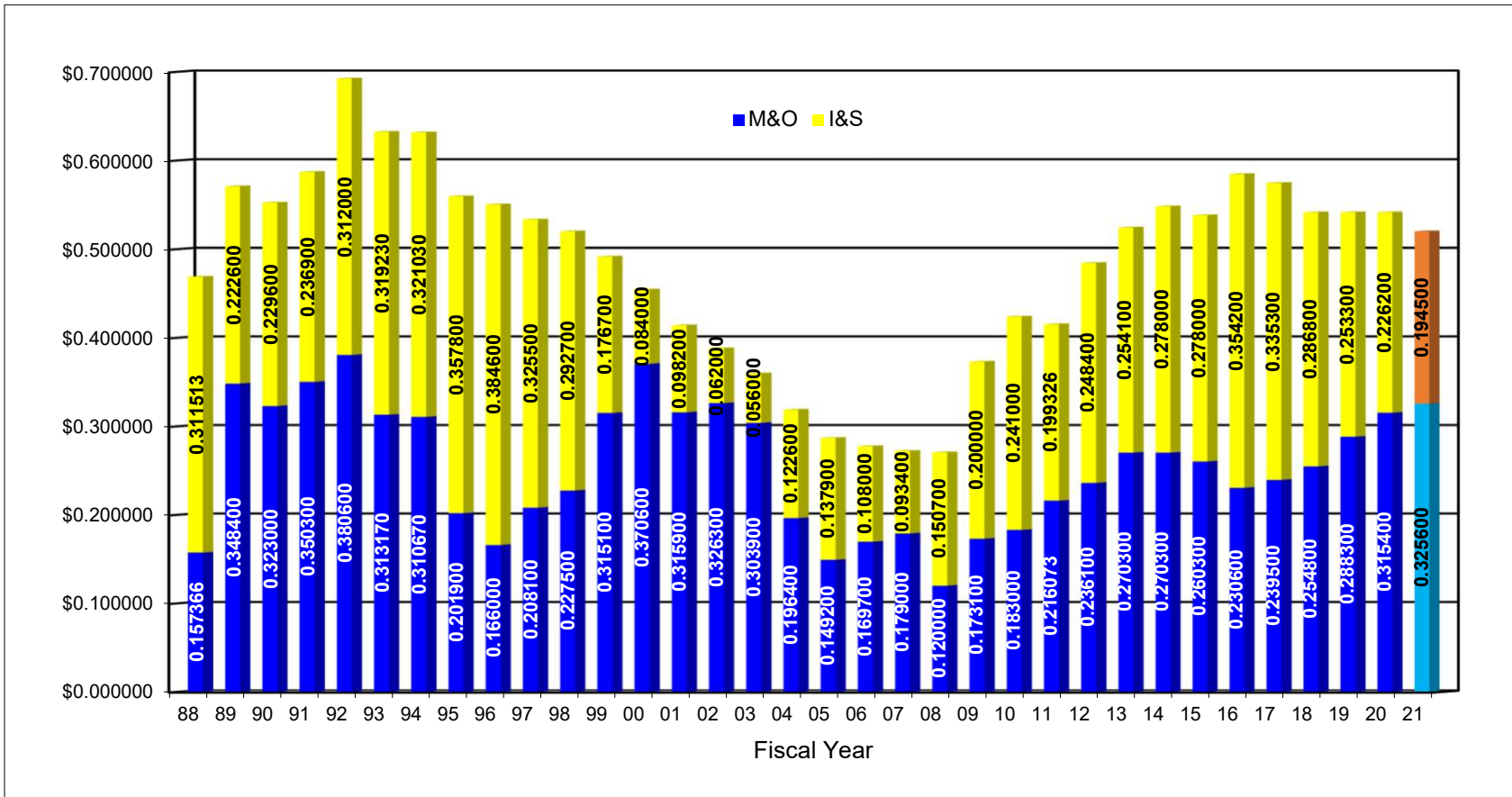


Current Property Tax Rates Within City of Kyle (\$2.7496)



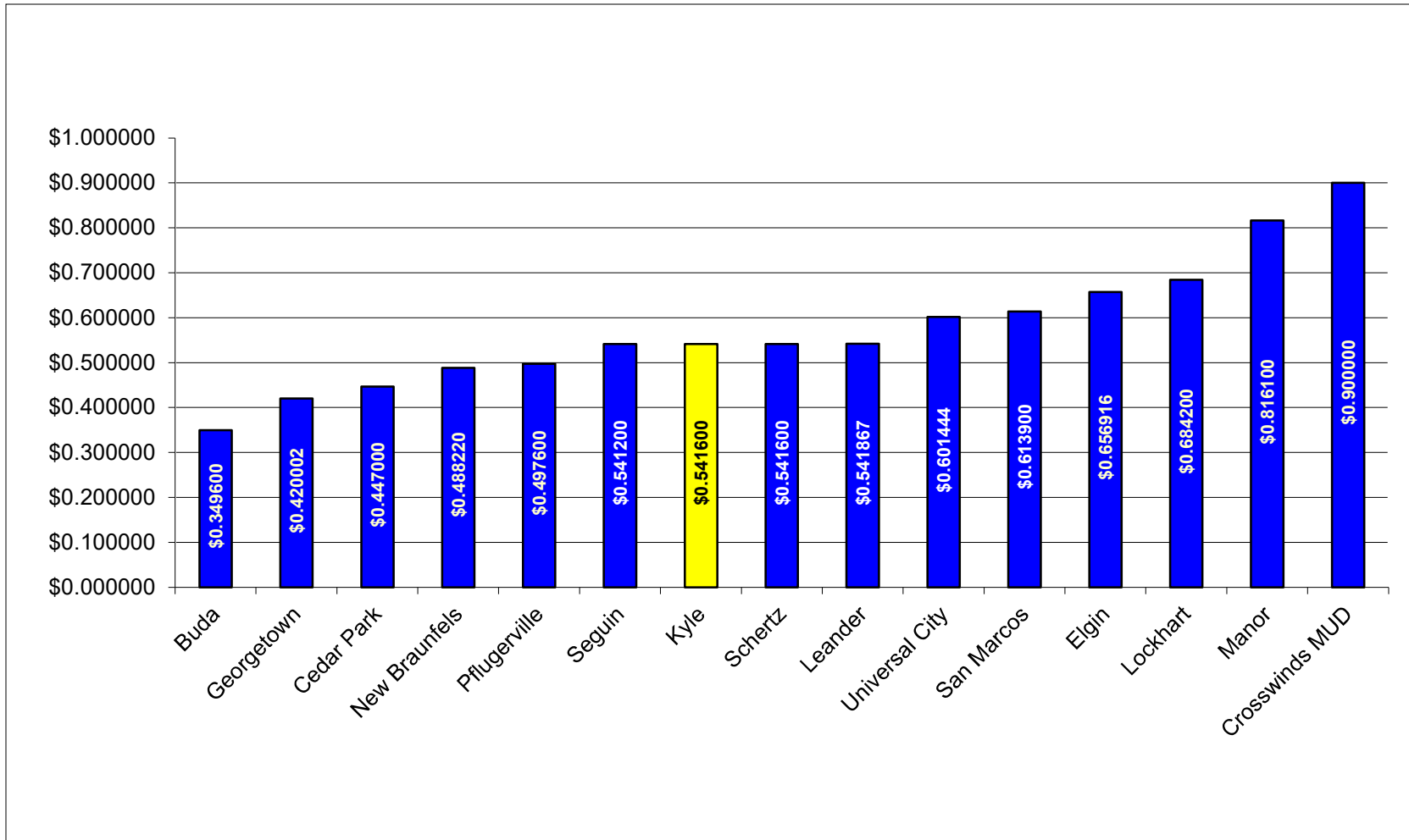


City of Kyle Property Tax Rate History Fiscal Years 1988 - 2021





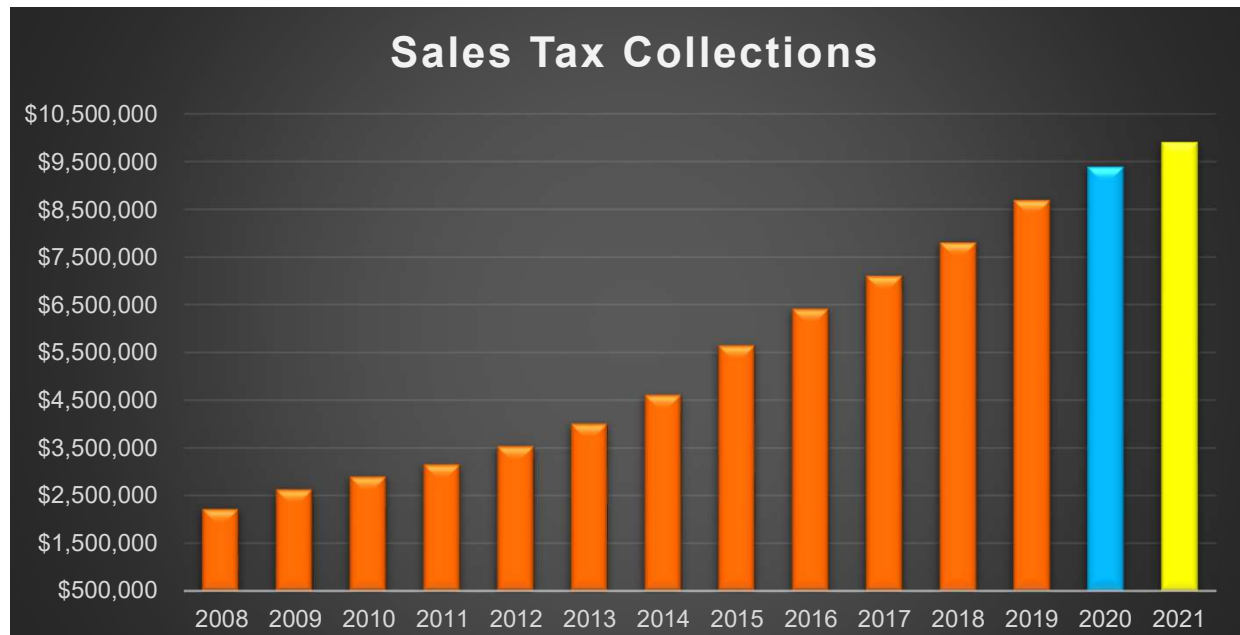
Comparison of Current Property Tax Rates





Sales Tax Revenue Proposed Budget Fiscal Year 2020-2021

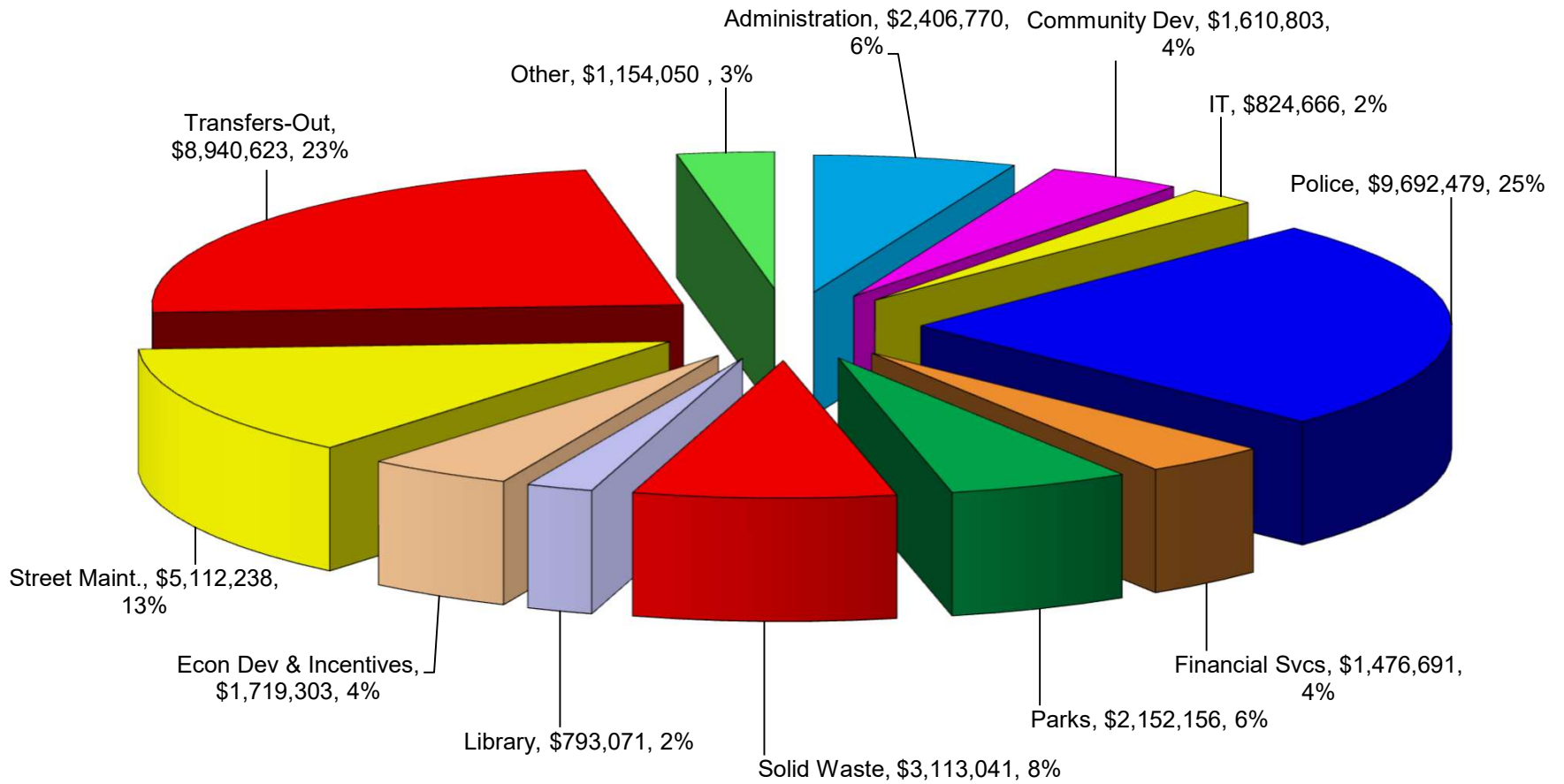
- 5.5% increase assumed in FY 2021 from current year collections
- \$9,910,500 projected sales tax revenue for FY 2021
- \$516,649 or 5.5% increase from current year estimate for FY 2020





General Fund

Uses of Funds: Total \$39.0 Million
Proposed Budget Fiscal Year 2020-2021





General Fund - Budget Highlights Proposed Budget Fiscal Year 2020-2021

- \$39.0 million in total expenditures and transfers-out for FY 2021
- \$6.3 million net increase in total expenditures and transfers-out
- \$9.8 million planned for CIP spending in FY 2021
- \$9.7 million provided for Police department operations
- \$5.1 million for Street Maintenance & Construction in Public Works
- \$2.2 million provided for new equipment, trucks, and heavy construction equipment
- \$1.1 million provided for 20.5 new full-time positions
 - Engineering (1) parks (4), police (5), public works (10.5)
- No merit pay funded for any civilian City employee
- \$250,300 for police pay increase (7.3% average increase)
- \$150,000 for public transportation (Uber voucher program)

Continued....



General Fund - Budget Highlights Proposed Budget Fiscal Year 2020-2021

Department Budget Comparison (General Fund)

1	Department	2020 Approved	2021 Proposed	\$ Increase	% Increase
2	Mayor & Council	\$ 199,177	\$ 192,177	\$ (7,000)	-3.5%
3					
4	Office of the City Manager	550,987	616,398	65,411	11.9%
5	Office of the City Secretary	-	230,684	230,684	100.0%
6	Office of Chief of Staff	223,830	-	(223,830)	-100.0%
7	Sub-total:	<u>\$ 774,817</u>	<u>\$ 847,082</u>	<u>\$ 72,265</u>	<u>9.3%</u>
8					
9	Communications	\$ 221,059	\$ 261,972	\$ 40,913	18.5%
10	Community Development	2,008,609	1,956,904	(51,705)	-2.6%
11	Engineering	329,784	447,250	117,466	35.6%
12	Facilities Maintenance	1,112,235	723,773	(388,462)	-34.9%
13	Financial Services	1,498,211	1,476,691	(21,520)	-1.4%
14	Human Resources	318,816	381,766	62,950	19.7%
15	Information Technology	797,493	824,666	27,173	3.4%
16	Library	861,173	793,071	(68,102)	-7.9%
17	Parks & Recreation	1,980,966	2,152,156	171,190	8.6%
18	Police	8,552,031	9,692,479	1,140,448	13.3%
19	Public Works - Street Maint & Construction	2,772,637	5,112,238	2,339,601	84.4%
20	Special Events	244,168	366,302	122,134	50.0%
21	Total General Fund Departments:	<u>\$ 21,671,176</u>	<u>\$ 25,228,527</u>	<u>\$ 3,557,351</u>	<u>16.4%</u>



Proposed Budget Fiscal Year 2020-2021

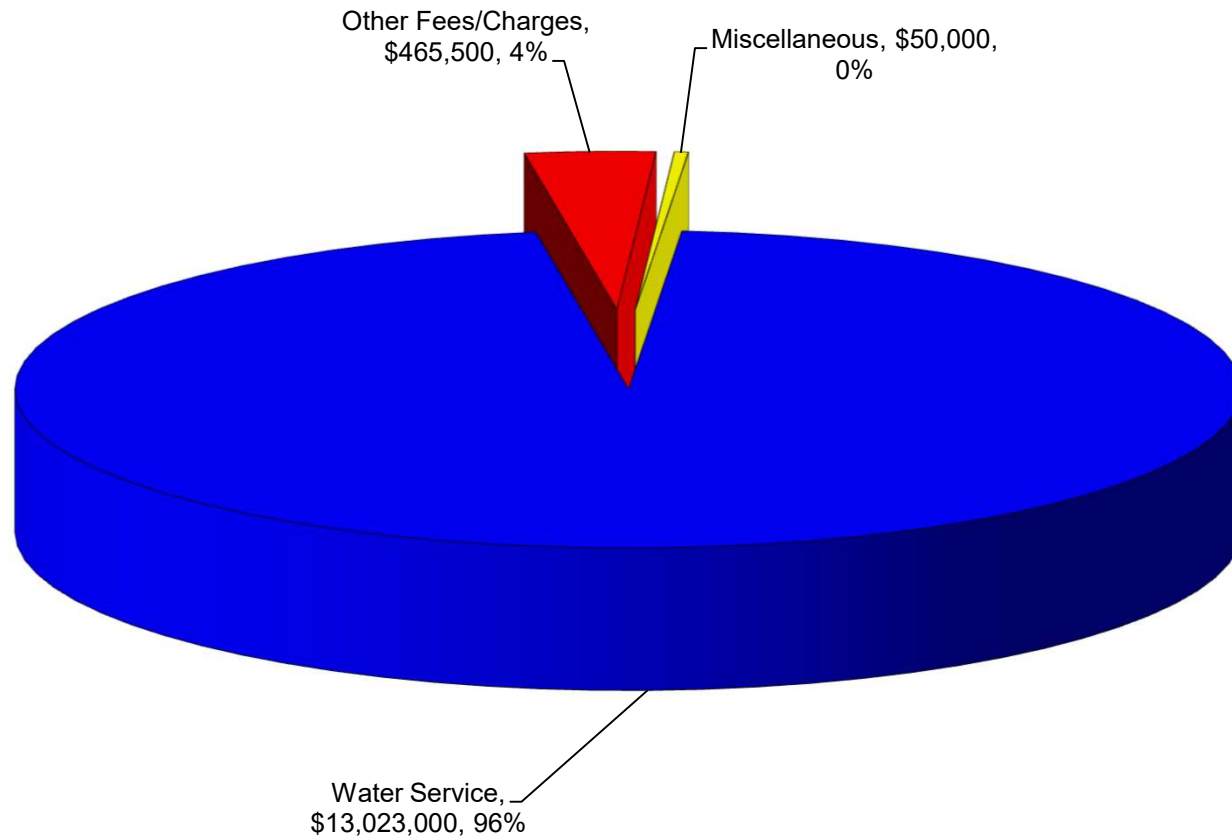
WATER UTILITY FUND

Budget Summary & Highlights



Water Utility Fund

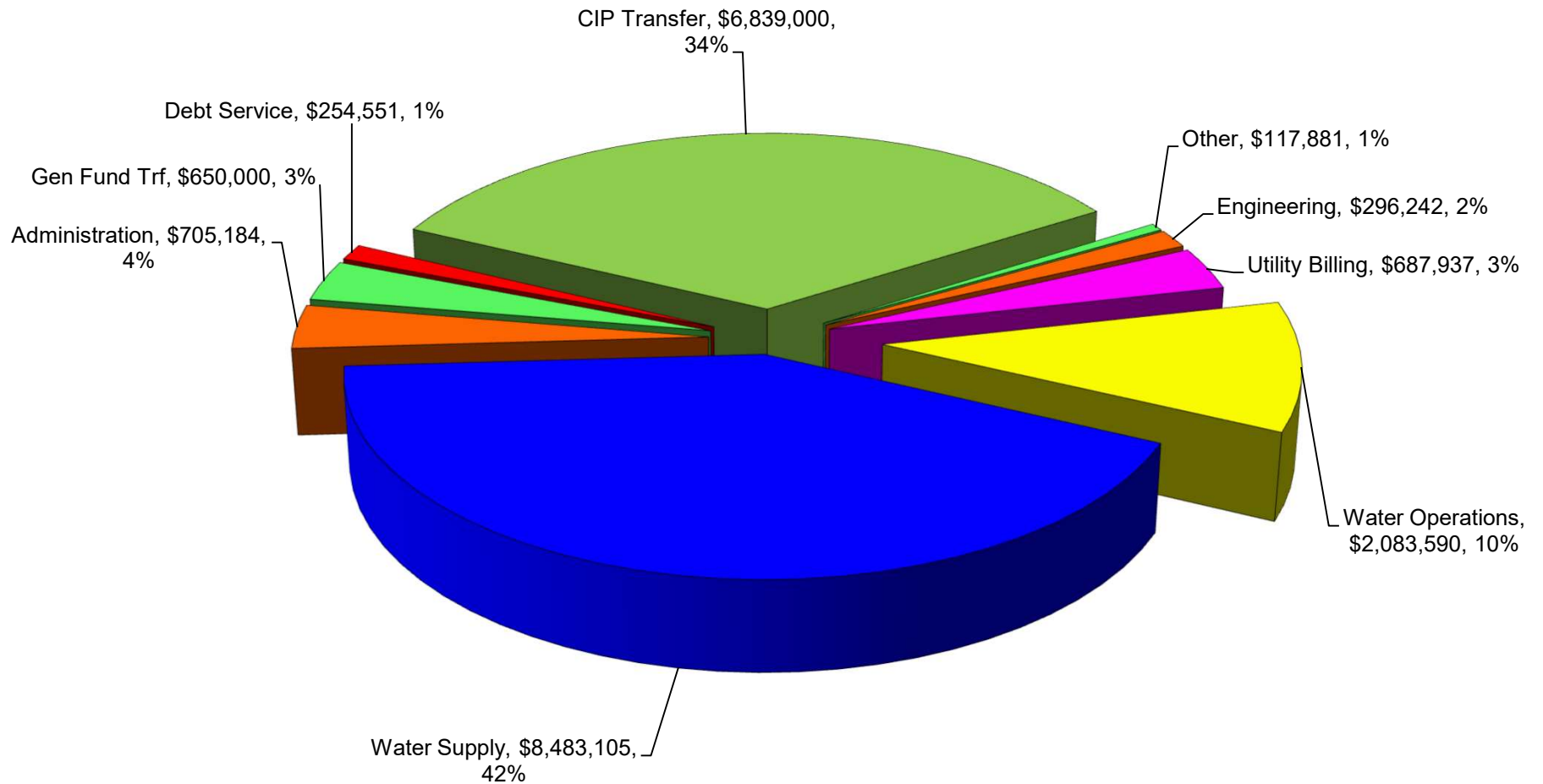
Sources of Funds: Total \$13.5 Million
Proposed Budget Fiscal Year 2020-2021





Water Utility Fund

Uses of Funds: Total \$20.1 Million
Proposed Budget Fiscal Year 2020-2021





Water Utility Fund - Budget Highlights Proposed Budget Fiscal Year 2020-2021

- 10.0 % water service rate increase proposed
 - \$7.28 increase in average monthly residential bill
- \$20.1 million in total expenditures and transfers-out for FY 2021
- \$9.4 million net increase in total expenditures and transfers-out
- \$6.8 million planned for CIP spending in FY 2021
- \$150,000 proposed for reclaim water system master plan
- \$25,000 for new equipment
 - Chlorine detector (5)
- No new positions proposed
- No merit pay funded for any civilian City employee

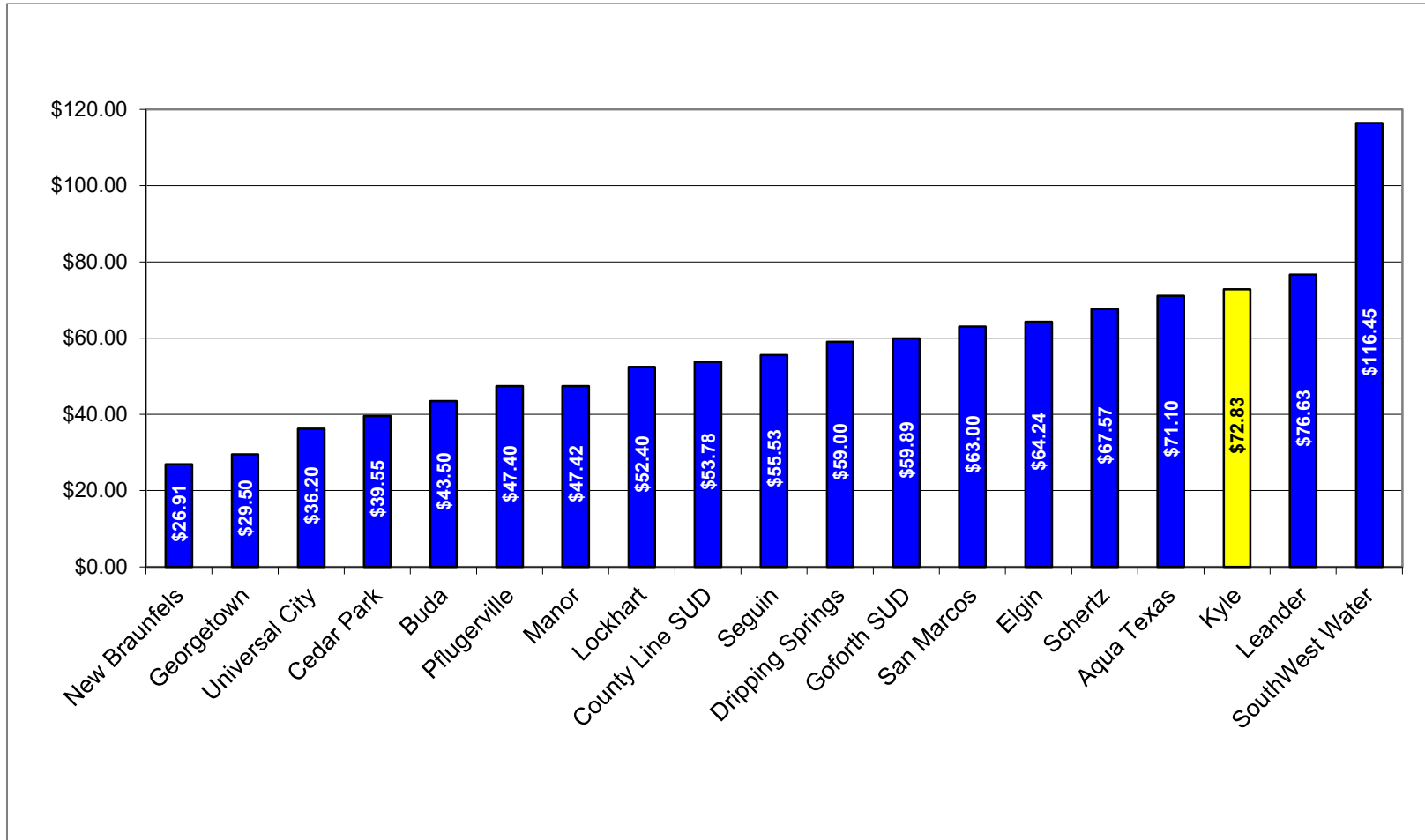


Water Utility Fund - Budget Highlights Proposed Budget Fiscal Year 2020-2021

- **\$81.9 Million City's Share of ARWA Debt for Water Supply CIP Projects**
 - \$3.5 million bond debt issued in 2015 for Kyle
 - \$9.0 million bond debt issued in 2017 for Kyle
 - \$24.2 million bond debt issued in 2019 for Kyle
 - \$34.5 million bond debt issuance planned in November 2020 for Kyle
 - \$10.7 million bond debt issuance planned in November 2021 for Kyle
- **3-Year Plan for Water Service Rate Increase Primarily for ARWA CIP Costs**
 - 10.0% system-wide rate increase in FY 2020 (deferred by City Council)
 - 10.0% system-wide rate increase in FY 2021
 - 8.0%-10.0% system-wide rate increase in FY 2022
 - Contingent on final project costs, financing terms, system growth, etc.



Comparison of Average Monthly Residential Bill - WATER





Proposed Budget Fiscal Year 2020-2021

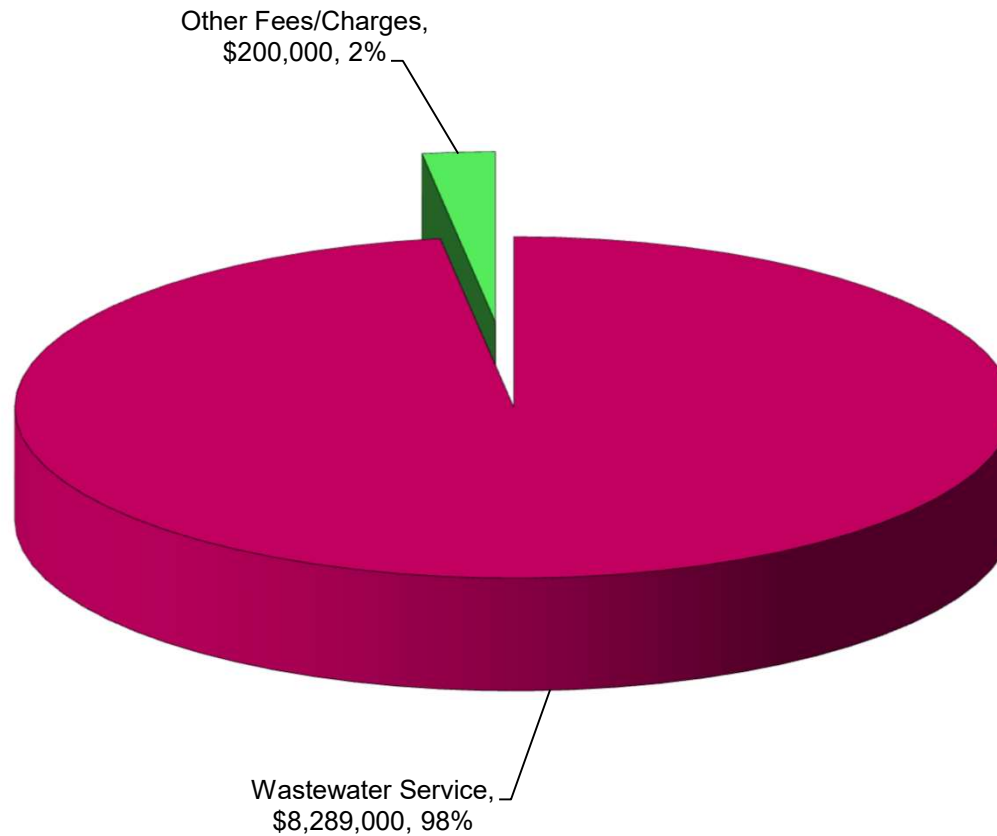
WASTEWATER UTILITY FUND

Budget Summary & Highlights



Wastewater Utility Fund

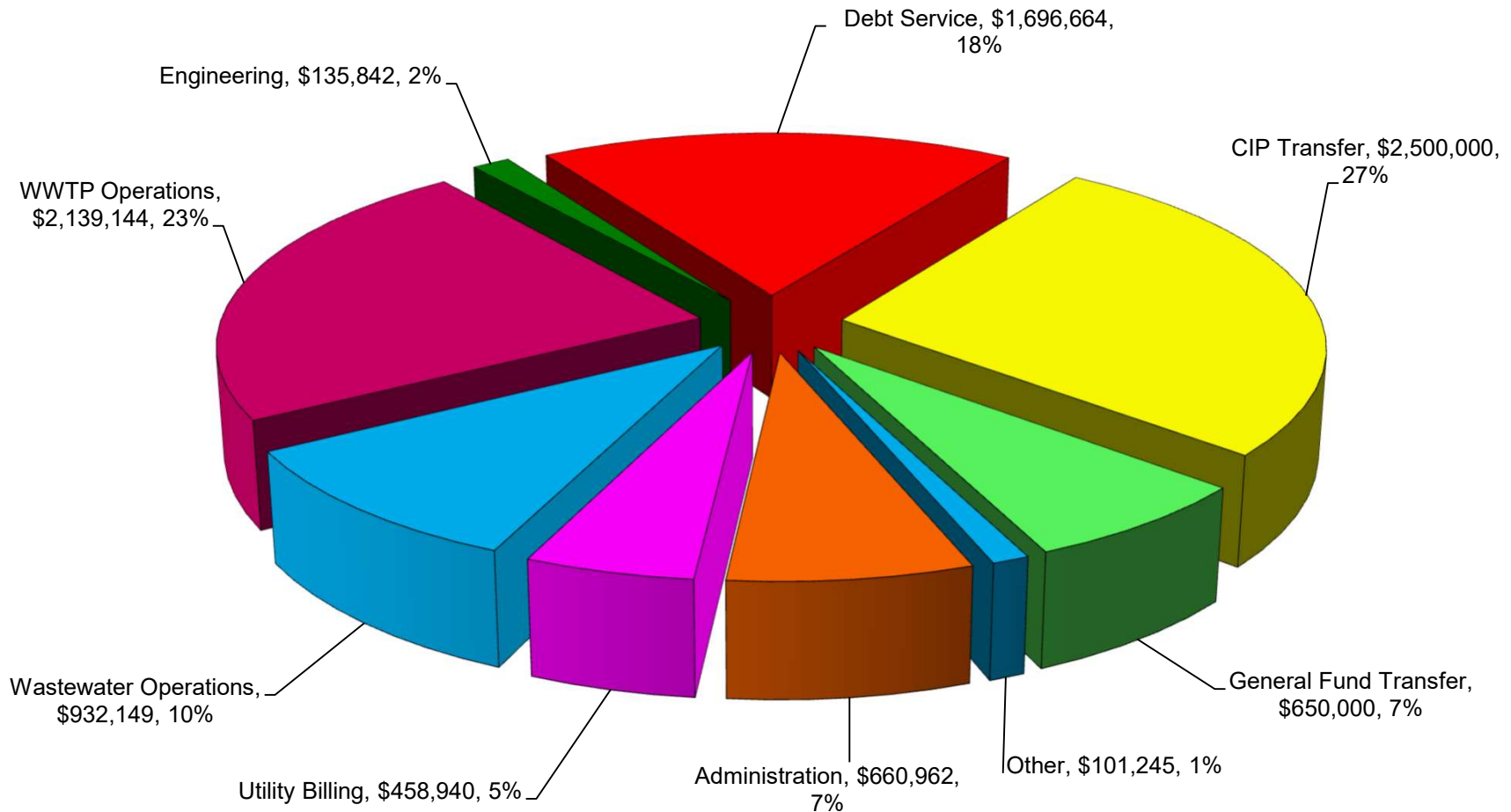
Sources of Funds: Total \$8.5 Million
Proposed Budget Fiscal Year 2020-2021





Wastewater Utility Fund

Uses of Funds: Total \$9.3 Million
Proposed Budget Fiscal Year 2020-2021





Wastewater Utility Fund - Budget Highlights Proposed Budget Fiscal Year 2020-2021

- 10.0 % wastewater service rate increase proposed
 - \$ 4.28 increase in average monthly residential bill
- \$9.3 million in total expenditures and transfers-out for FY 2021
- \$861,159 net increase in total expenditures and transfers-out
- \$16.6 million planned for CIP spending in FY 2021
- \$69,459 for 1.0 new position
 - 1 FTE for Lead Wastewater Treatment Plant Operator position
- \$37,000 for new equipment
 - Office furniture & equipment for new WWTP administration building
 - Utility mule with truck bed (1)
- No merit pay funded for any civilian City employee

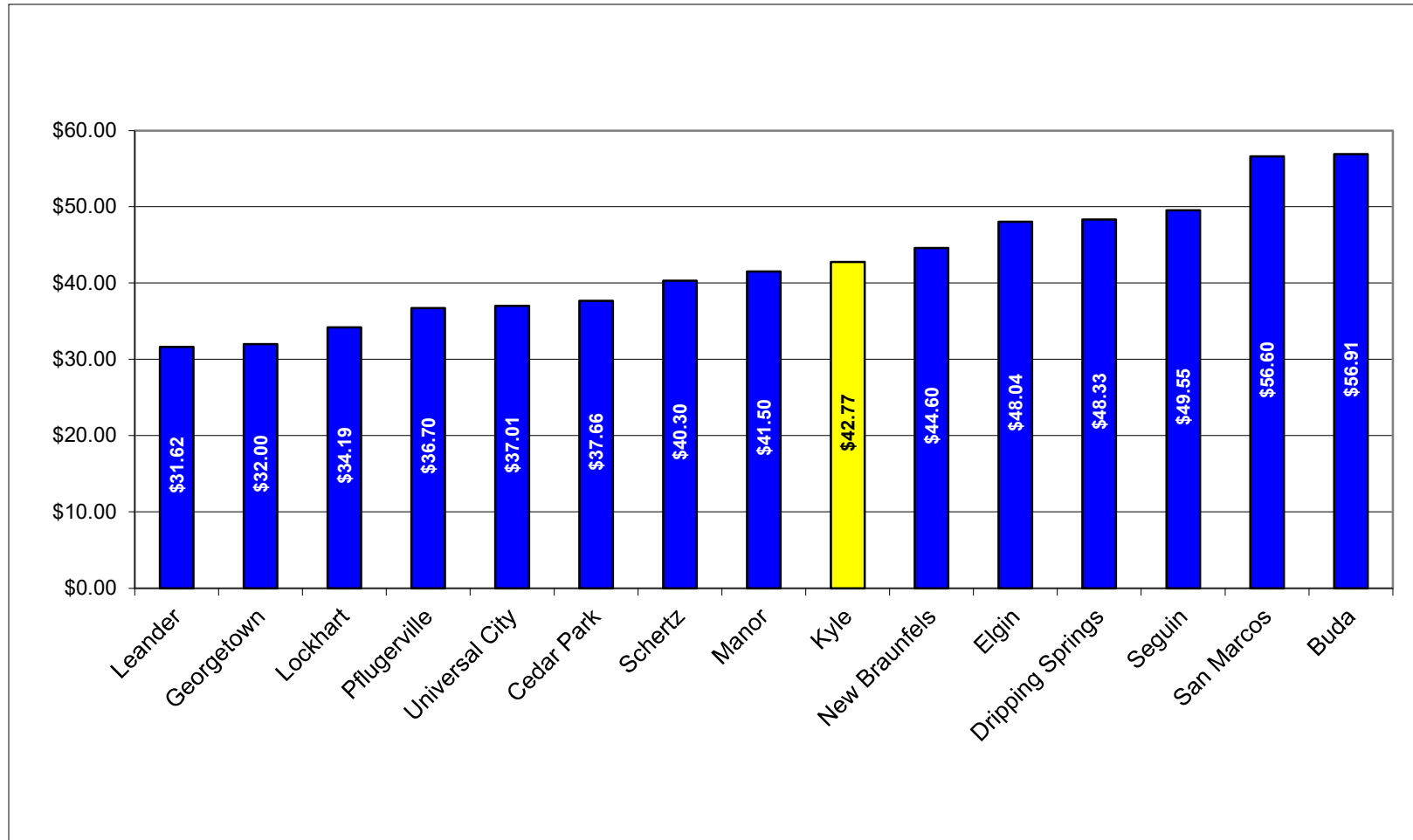


Wastewater Utility Fund - Budget Highlights Proposed Budget Fiscal Year 2020-2021

- **Wastewater Treatment Plant Expansion Project Underway**
 - Construction of 9 MGD headworks and 1.5 MGD treatment train started in 2020
 - Adding chemical feeder pumps to treat 6 MGD
 - Permit renewal for 4.5 MGD
 - Permit for 9 MGD by 2023
 - Next expansion planned in 2024-2025
- **2-Year Plan for Wastewater Service Rate Increase for WWTP Expansion Under Construction**
 - \$29.0 million in new debt issued in June 2020 for current expansion project
 - 10.0% system-wide rate increase implemented in FY 2019
 - 10.0% system-wide rate increase proposed in FY 2021
 - Future rate increase is contingent on final project costs, increase in operating costs, system growth, etc.



Comparison of Average Monthly Residential Bill - WASTEWATER





Proposed Budget Fiscal Year 2020-2021

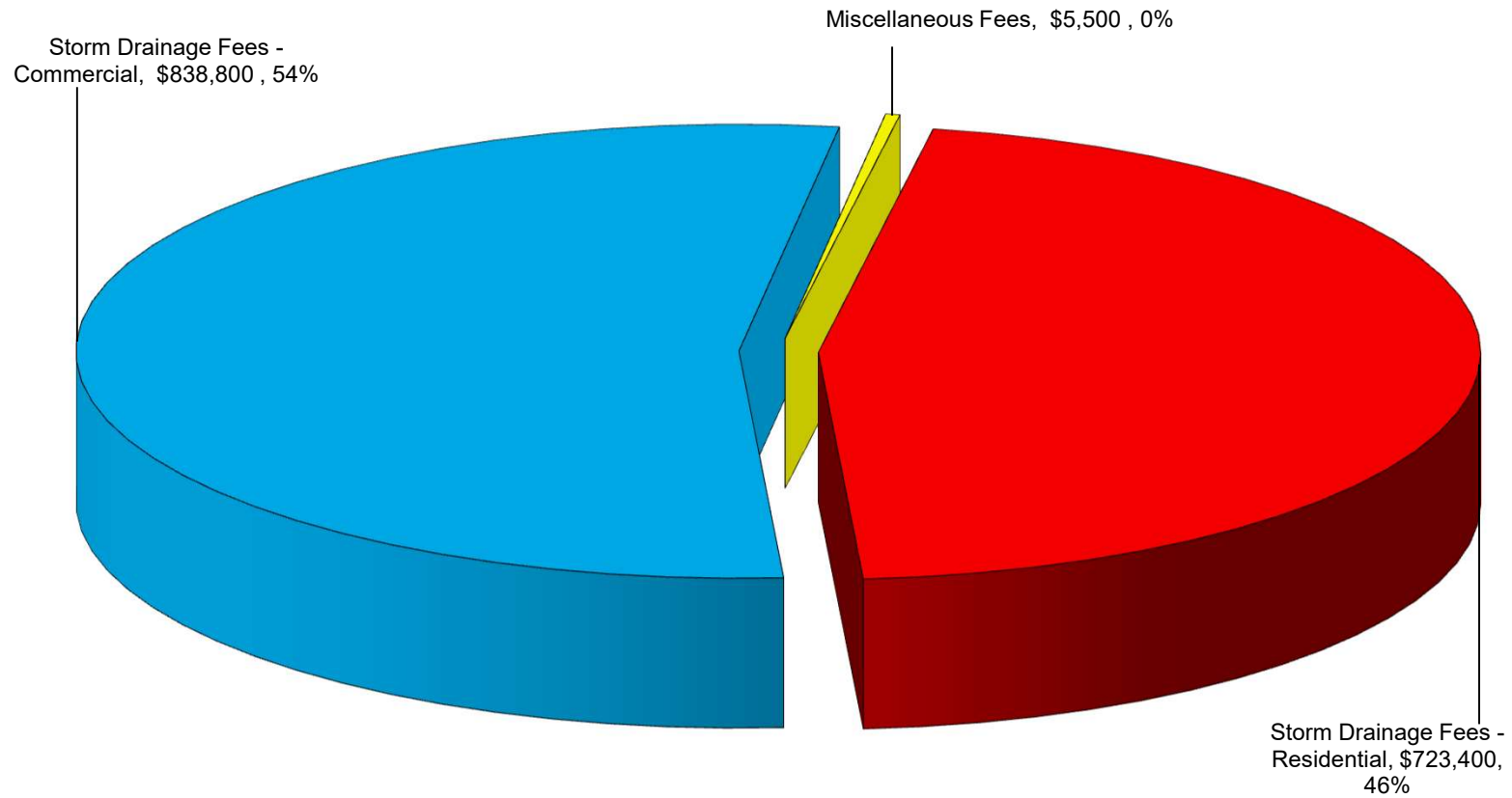
STORM DRAINAGE UTILITY FUND

Budget Summary & Highlights



Storm Drainage Utility Fund

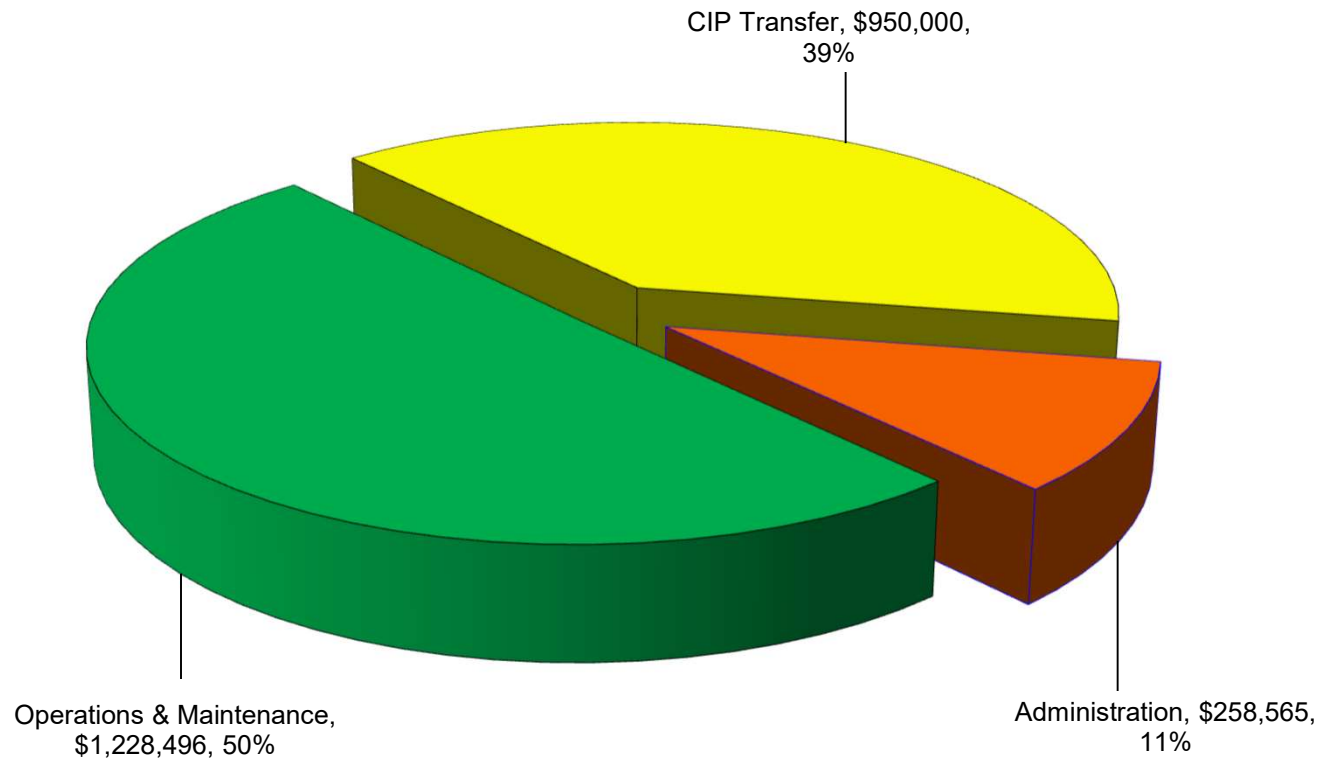
Sources of Funds: Total \$1.9 Million
Proposed Budget Fiscal Year 2020-2021





Storm Drainage Utility Fund

Uses of Funds: Total \$2.4 Million
Proposed Budget Fiscal Year 2020-2021





Storm Drainage Utility Fund - Budget Highlights Proposed Budget Fiscal Year 2020-2021

- No change in storm drainage fee
- \$2.4 million in total expenditures and transfers-out for FY 2021
- \$950,282 net increase in total expenditures and transfers-out
- \$950,000 planned for CIP spending in FY 2021
 - \$450,000 for Scott/Sledge streets drainage improvements
 - \$500,000 for priority drainage projects from Masterplan
- \$229,802 for 3.5 new positions
 - 0.5 FTE for Superintendent position
 - 1 FTE for R-O-W Foreman position
 - 2 FTE for Litter Abatement Technician positions
- \$129,000 for new equipment
 - 15-ft. bat wing mower (1)
 - 8-ft. bat wing mower (1)
 - Zero turn mower (1)
 - Various other equipment
- No merit pay funded for any civilian City employee



Proposed Budget Fiscal Year 2020-2021

CAPITAL IMPROVEMENTS PROGRAM (CIP)

Spending Plan for FY 2020-2021



Capital Improvements Program (CIP) Proposed Budget Fiscal Year 2020-2021 Total: \$76.7 Million

\$76,730,000 for capital improvement projects is provided in the proposed spending plan for FY 2020-2021 and includes the following projects:

Project Name/Description	FY 2021 Spending Plan	Department	Funding Source
Street Microsurfacing	\$500,000	Public Works/Eng.	General Fund
Sidewalk Maintenance	\$50,000	Public Works	General Fund
Beautification Corridor & Citywide Projects	\$250,000	City Manager	General Fund
Quiet Zone Design/Construction	\$250,000	Public Works/Eng.	General Fund
Windy Hill Road (Indian PB to Purple Martin)	\$1,650,000	Public Works/Eng.	General Fund
Windy Hill Road (Cherrywood to IH 35)	\$500,000	Public Works/Eng.	General Fund
Old Post Road	\$850,000	Public Works/Eng.	General Fund
Downtown Mixed-Use Building	\$1,200,000	City Manager	General Fund
Downtown Park Redevelopment (City Square)	\$1,300,000	City Manager	General Fund
Center Street/Stagecoach Road	\$1,500,000	Public Works/Eng.	General Fund



Capital Improvements Program (CIP) Proposed Budget Fiscal Year 2020-2021 Total: \$76.7 Million

Project Name/Description	FY 2021 Spending Plan	Department	Funding Source
Bunton Road (Lehman Rd to PEC Substation)	\$500,000	Public Works/Eng.	General Fund
Goforth Road (PEC Substation to Bebee Rd)	\$1,250,000	Public Works/Eng.	General Fund
Uptown – Central Park	\$3,648,250	City Manager	General Fund/TIRZ #2
Uptown – Cultural Trails	\$1,826,750	City Manager	General Fund/TIRZ #2
Uptown – Heroes Memorial	\$4,500,000	City Manager	Gen Fund/TDS/KM Settlement
Storm Drainage Priority Projects (Master Plan)	\$500,000	Public Works/Eng.	Storm Drainage Utility Fund
Scott/Sledge Street Storm Drainage Imp.	\$450,000	Public Works/Eng.	Storm Drainage Utility Fund
Park Improvement – Fajita Fields	\$875,000	Parks	Park Development Fund
Park Improvement – Public Pool	\$215,000	Parks	Park Development Fund
Park Improvement – Playgrounds	\$20,000	Parks	Park Development Fund
Park Improvement – Irrigation Systems	\$25,000	Parks	Park Development Fund
Park Improvement – City Christmas Tree (\$30,000 paid in FY 2020)	\$25,000	Parks	Park Development Fund



Capital Improvements Program (CIP) Proposed Budget Fiscal Year 2020-2021 Total: \$76.7 Million

Project Name/Description	FY 2021 Spending Plan	Department	Funding Source
Park Improvement – Masonwood	\$35,000	Parks	Park Development Fund
Park Improvement – Steeplechase	\$35,000	Parks	Park Development Fund
Park Improvement – Bunton Creek Park & Trails	\$25,000	Parks	Park Development Fund
Park Improvement – Plum Creek Trail (Spring Branch Section)	\$450,000	Parks	Park Development Fund
Waterline Upgrades & Replacements	\$500,000	Public Works/Eng.	Water Utility Fund
Anthem Water Tank (City's Contribution)	\$1,500,000	Public Works/Eng.	Water Utility Fund
Anthem Waterline (16" to FM 2770 & Kohler's)	\$650,000	Public Works/Eng.	Water Utility Fund
Water Tank Rehabilitation Program	\$500,000	Public Works/Eng.	Water Utility Fund
FM 1626 Pump Station Imp (1.0 MG 2 nd Tank)	\$2,000,000	Public Works/Eng.	Water Utility Fund
Plum Creek Golf Course Reclaimed Waterline	\$1,600,000	Public Works/Eng.	Water Utility Fund
Wastewater Line Upgrades & Replacements	\$500,000	Public Works/Eng.	Wastewater Utility Fund
Wastewater Improvements – Edwards Drive	\$200,000	Public Works/Eng.	Wastewater Utility Fund



Capital Improvements Program (CIP) Proposed Budget Fiscal Year 2020-2021 Total: \$76.7 Million

Project Name/Description	FY 2021 Spending Plan	Department	Funding Source
Southside Wastewater Collection System	\$1,000,000	Engineering	Wastewater Utility Fund
Bunton Creek WW Interceptor Ph 3.1	\$1,900,000	Engineering	Wastewater Utility Fund
Bunton Creek WW Interceptor Ph 3.2 (Alsco)	\$50,000	Engineering	Wastewater Utility Fund
Elliott Branch WW Interceptor Ph 1	\$4,000,000	Engineering	Wastewater Utility Fund
Center Street Village WW Improvements	\$600,000	Engineering	Wastewater Utility Fund
Plum Creek Golf Course WW Interceptor	\$3,800,000	Engineering	Wastewater Utility Fund
North Trails WW Interceptor (Upgrade to 36")	\$2,700,000	Engineering	Wastewater Utility Fund
Indian Paintbrush Lift Station Improvements	\$1,800,000	Engineering	Wastewater Utility Fund
Lehman Road	\$250,000	Engineering	2013 Road Bond Fund
North Burseson Street	\$250,000	Engineering	2013 Road Bond Fund
Public Safety Center	\$15,000,000	Police	TBD GO Bond Fund
WWTP Expansion 3.0 to 4.5 MGD	\$15,500,000	Engineering	2020 WWTP Bond Fund
TOTAL CIP SPENDING FOR FY 2020-2021:	\$76,700,000		



Debt Position Proposed Budget Fiscal Year 2020-2021

ALL OUTSTANDING DEBT (PRINCIPAL ONLY)

Summary & Highlights



Current Debt Position Proposed Budget Fiscal Year 2020-2021

- \$98.2 million total amount of debt outstanding (principal only) on October 1, 2020
- \$9.8 million provided for debt service payments due in FY 2020-2021
 - Does not include debt service for \$35.0 million debt issuance planned for Kyle Public Safety Center
- Annual reduction in outstanding debt balance (principal only)
 - \$90.5 million on October 1, 2016
 - \$85.6 million on October 1, 2017
 - \$80.5 million on October 1, 2018
 - \$75.3 million on October 1, 2019
 - \$98.2 million on October 1, 2020 (Increase for WWTP)
- Does not include \$35.0 million in new debt planned for the Kyle Public Safety Center
- Does not include \$36.7 million in debt issued by ARWA for City's share of capital expenditures
 - \$36.7 million bond debt already issued for Kyle
 - \$45.2 million additional bond debt planned for Kyle in November 2020 & 2021



All Other City Funds Proposed Budget Fiscal Year 2020-2021

ALL OTHER CITY FUNDS

Budget Summary & Highlights



All Other City Funds: Total \$85.9 Million Proposed Budget Fiscal Year 2020-2021

- \$85,881,486 in total expenditures for all other 43 City Funds
- Examples of Other City Funds include:
 - Debt Service Fund \$ 7,985,166
 - TIRZ #1 Debt Service \$ 1,847,620
 - TIRZ #2 Fund \$ 5,530,000
 - Heroes Memorial Fund \$ 4,500,000
 - Park Development Fund \$ 1,705,000
 - Hotel Occupancy Tax Fund \$ 25,000
 - Road Bond CIP Fund \$ 500,000
 - Storm Drainage CIP Fund \$ 950,000
 - General Fund CIP \$ 9,800,000
 - WWTP Bond Fund \$15,500,000
 - Public Safety Center Bond Fund \$15,000,000
 - Water CIP Fund \$ 300,000
 - Water Impact Fee Fund \$ 5,175,000
 - Wastewater CIP Fund \$ 700,000
 - Wastewater Impact Fee Fund \$15,850,000
- A complete listing of all other City Funds and expenditure details are provided in the budget document



Proposed Budget Fiscal Year 2020-2021

Budget Information Available

- Proposed budget for fiscal year 2020-2021 is posted online and available on the City's website
 - www.cityofkyle.com
- Copies of the City's proposed budget for fiscal year 2020-2021 will also be available for review and inspection at:
 - City Hall
 - Public Library



Next Steps – Budget Process Proposed Budget Fiscal Year 2020-2021

KEY DATES - BUDGET REVIEW & ADOPTION

- June 13, 2020 Council Budget Worksession #1:
Department Proposals, Forecasts, & Council Priorities
- July 17, 2020 Line Item Detail Budget, New Positions, New Equipment
& CIP Spending Plan Sent to City Council for Review
- August 1, 2020 Council Budget Worksession #2:
Budget Presentation & Discussion by City Council
- August 18, 2020 Council Budget Worksession #3:
Public Hearing, Discussion, & 1st Reading of Ordinance
for Budget & Property Tax Rates
- August 25, 2020 Council Budget Worksession #4:
Public Hearing, Discussion, & 2nd Reading of Ordinance
for Budget & Property Tax Rates

CITY OF KYLE, TEXAS

PROPOSED
BUDGET



FISCAL YEAR
2020-2021



City of Kyle, Texas
Notice of City Council Budget Meetings and Public Hearings
Proposed Operating and Capital Budget
For Fiscal Year 2020-2021

The Kyle City Council is scheduled to conduct budget meetings and public hearings on the City Manager's proposed budget for fiscal year 2020-2021 including revenues, expenditures, property tax rates, water and wastewater service rates, storm drainage fee, and other fees and charges for various City services.

The City Manager will hold Budget Worksession No. 2 with the City Council on the proposed budget for fiscal year 2020-2021 on Saturday, August 1, 2020 at 8:00 a.m. It is important to note that the City Manager's proposed budget as presented to City Council on August 1, 2020 is subject to changes by the City Council during the budget deliberations.

The proposed budget for fiscal year 2020-2021 is a complete financial plan for all City funds, programs, services, operations, and capital improvement program (CIP) activities for the period covering October 1, 2020 through September 30, 2021. The proposed budget for fiscal year 2020-2021 for all City expenditures, as proposed by the City Manager totals approximately \$134.2 million and includes 281.0 full time equivalent positions. Of the total \$134.2 million proposed budget, the City's General Fund budget for fiscal year 2020-2021 totals approximately \$30.1 million for operations and maintenance and approximately \$8.9 million in one-time transfers from the fund balance to pay for major capital improvement projects instead of issuing bond debt.

A general summary of the City's proposed budget for fiscal year 2020-2021 for all City Funds including debt service is provided below:

FOR ALL CITY FUNDS

• Estimated Beginning Fund Balance	\$ 113,678,017
• Estimated Revenue	<u>\$ 84,521,747</u>
• Estimated Available Funds	\$ 198,199,764
• Estimated Expenditures	<u>\$ 134,194,534 *</u>
• Estimated Ending Fund Balance	<u>\$ 64,005,230</u>

*Includes expenditure of accumulated funds from prior fiscal years such as road bond proceeds, water and wastewater impact fees, park development fees, re-prioritization of capital funds, and the one-time use of fund balances.

The Kyle City Council is scheduled to hold budget meetings and public hearings on the proposed budget, property tax rates, water and wastewater service rates storm drainage fee, and other fees and charges for various City services for fiscal year 2020-2021 on the following dates:

- City Council Budget Workshop No. 1: Saturday, June 13, 2020 at 8:00 a.m. (Completed)
- City Council Budget Workshop No. 2: Saturday, August 1, 2020 at 8:00 a.m.
- City Council Budget Workshop No. 3: Tuesday, August 18, 2020 at 7:00 p.m.
(includes public hearing and 1st Reading of Budget & Property Tax Rate Ordinances)
- City Council Budget Workshop No. 4: Tuesday, August 25, 2020 at 7:00 p.m.
(includes public hearing & 2nd Reading of Budget & Property Tax Rate Ordinances)

All Kyle residents and interested persons are invited to attend the City Council's budget meetings and public hearings to provide their comments to the City Council. An electronic copy of the City Manager's proposed operating and capital budget for fiscal year 2020-2021 will be available on the City's website beginning August 1, 2020. A printed copy of the complete proposed budget document will also be available for public inspection during business hours (except on a City holiday) at Kyle City Hall located at 100 West Center Street, Kyle, Texas, and at Kyle Public Library located at 550 Scott Street, Kyle, Texas.

This Notice of City Council Budget Meetings and Public Hearings is hereby provided in accordance with Article VIII, Section 8.05 of the Kyle City Charter.

Perwez A. Moheet, CPA
Director of Finance
July 29, 2020



CITY OF KYLE, TEXAS

Public Hearing on Proposed Property Tax Rate for FY 2020- 2021

Meeting Date: 8/25/2020
Date time: 7:00 PM

Subject/Recommendation: Conduct a public hearing to obtain comments on the proposal to set the City's ad valorem tax (property tax) rate at \$0.5201 per \$100 assessed valuation for tax year 2020 (Fiscal Year 2020-2021). ~ *J. Scott Sellers, City Manager*

Other Information: The City Manager's proposed budget for Fiscal Year 2020-2021 as presented at a special-called City Council meeting held on Saturday, August 1, 2020, included a proposal to set the City's ad valorem tax rate (property tax rate) at \$0.5201 per \$100 assessed valuation.

On August 1, 2020, the City Council unanimously voted to approve a Resolution to consider a proposal on the agenda of a future City Council meeting as an action item to adopt an ad valorem tax rate (property tax rate), not to exceed \$0.5201 per \$100 assessed valuation for tax year 2020 (Fiscal Year 2020-2021).

The City Council has scheduled two (2) public hearings to receive comments from all Kyle residents, taxpayers, and interested persons on the proposed ad valorem tax rate (property Tax rate) for tax year 2020 (Fiscal Year 2020-2021).

The two (2) public hearings on the proposed ad valorem tax rate (property tax rate) have been scheduled as follows:

1. August 18, 2020 at 7:00 p.m., at Kyle City Hall, 100 W. Center Street, Kyle, Texas 78640
2. August 25, 2020 at 7:00 p.m., at Kyle City Hall, 100 W. Center Street, Kyle, Texas 78640

Adopted Ad Valorem Tax Rate for Tax Year 2019:

Maintenance & Operations (M&O): \$0.3154 per \$100 assessed valuation

Interest & Sinking (I&S): \$0.2262 per \$100 assessed valuation

Total Ad Valorem Tax Rate: \$0.5416 per \$100 assessed valuation

No-New-Revenue Ad Valorem Tax Rate for Tax Year 2020:

Total No-New-Revenue Tax Rate: \$0.5292 per \$100 assessed valuation

Voter-Approval Ad Valorem Tax Rate for Tax Year 2020:

Maintenance & Operations (M&O): \$0.3257 per \$100 assessed valuation

Interest & Sinking (I&S): \$0.1945 per \$100 assessed valuation

Total Ad Valorem Tax Rate: \$0.5202 per \$100 assessed valuation

Proposed Ad Valorem Tax Rate for Tax Year 2020:

Maintenance & Operations (M&O): \$0.3256 per \$100 assessed valuation

Interest & Sinking (I&S): \$0.1945 per \$100 assessed valuation

Total Ad Valorem Tax Rate: \$0.5201 per \$100 assessed valuation

After taking into consideration all comments received during the public hearings and budget meetings, the City Council is scheduled to make decision on the City's ad valorem tax rate (property tax rate) for Tax Year 2020 (Fiscal Year 2020-2021) on August 18, 2020 (1st Reading of Ordinance) and August 25, 2020 (2nd Reading of Ordinance).

A complete copy of the City's proposed budget for Fiscal Year 2020-2021 and associated documents are available on the City's web page at:

<https://www.cityofkyle.com/finance/budget-development-fy-2020-2021>

Legal Notes:

Budget Information:

ATTACHMENTS:

Description

- Proposed Property Tax Rates for Tax Year 2020
- Resolution - Tax Rate Consideration FY 2021
- Notice of Meeting to Vote on Tax Rate 8-19-2020
- Notice of Public Hearings on Proposed Budget & Property Tax Rates 8-12-2020
- Notice of City Council Budget Meetings & Public Hearings 7-29-2020



Property Tax Rates for Tax Year 2020 Proposed Budget Fiscal Year 2020-2021

Proposed, No-New-Revenue & Voter-Approval Tax Rates

	<u>Current Tax Rate</u>	<u>No-New- Revenue Tax Rate</u>	<u>Voter- Approval Tax Rate</u>	<u>Proposed Tax Rate</u>
Maintenance & Operations (M&O) Rate	\$0.3154	N/A	\$0.3257	\$0.3256
Interest & Sinking (I&S) Rate	\$0.2262	N/A	\$0.1945	\$0.1945
Total Property Tax Rate Per \$100/AV	\$0.5416	\$0.5292	\$0.5202	\$0.5201



CITY OF KYLE, TEXAS

Resolution to Record City Council's Vote to Consider Tax Rate for FY 2021

Meeting Date: 8/1/2020
Date time: 8:00 AM

Subject/Recommendation:

A Resolution to record City Council's vote to place a proposal on the agenda of a future City Council meeting as an action item to adopt an ad valorem tax rate for Fiscal Year 2020-2021 for the City of Kyle; making findings of fact; and providing for related matters. ~ *J. Scott Sellers, City Manager*

Other Information:

The City Manager's Proposed Budget for Fiscal Year 2020-2021 includes a recommended ad valorem tax rate.

If a proposed ad valorem tax rate exceeds the No-New-Revenue Tax Rate or the Voter-Approval Tax Rate, whichever is lower, the taxing unit's governing body must approve a Resolution or Ordinance, as appropriate, to record vote to place a proposal on the agenda of a future meeting as an action item to adopt the ad valorem tax rate. This record vote is required to be published in the Notice of Public Hearing on Tax Increase before the public hearing.

This vote must be recorded to show how each member of the governing body voted on the Resolution or Ordinance to place a proposal on the agenda of a future meeting as an action item to adopt the ad valorem tax rate. If the Resolution or Ordinance passes, then the governing body must hold a public hearing on the ad valorem tax proposal before adopting the tax rate.

The Kyle City Council is scheduled to hold budget meetings and public hearings on the proposed budget, property tax rates, and water and wastewater utility rates, storm drainage fee, and other fees and charges for various City services for fiscal year 2020-2021 at Kyle City Hall located at 100 West Center Street, Kyle, Texas, on the following dates:

- City Council Budget Workshop No. 1: Saturday, June 13, 2020 (Completed)
- City Council Budget Workshop No. 2: Saturday, August 1, 2020 at 8:00 a.m.
- Public Hearing No. 1 on Budget & Rates: Tuesday, August 18, 2020 at 7:00 p.m.
- Adoption of Budget & Rates (1st Reading): Tuesday, August 18, 2020 at 7:00 p.m.
- Public Hearing No. 2 on Budget & Rates: Tuesday, August 25, 2020 at 7:00 p.m.
- Adoption of Budget & Rates (2nd Reading): Tuesday, August 25, 2020 at 7:00 p.m.

All Kyle residents and interested persons are invited to attend the City Council's budget meetings and public hearings to provide their comments to the City Council. An electronic copy of the proposed operating and capital budget for fiscal year 2020-2021 will be available on the City's website beginning August 1, 2020. A printed copy of the complete proposed budget document will also be available for public inspection during business hours (except on a City holiday) at Kyle City Hall located at 100 West Center Street, Kyle, Texas, and at Kyle Public Library located at 550 Scott Street, Kyle, Texas.

Legal Notes:

Budget Information:

ATTACHMENTS:

Description

No Attachments Available

RESOLUTION NO. _____

A RESOLUTION OF THE CITY OF KYLE, TEXAS, TO RECORD CITY COUNCIL VOTE TO PLACE A PROPOSAL ON THE AGENDA OF A FUTURE CITY COUNCIL MEETING AS AN ACTION ITEM TO ADOPT AN AD VALOREM TAX RATE OF \$0.5201 PER \$100.00 OF ASSESSED VALUATION FOR TAX YEAR 2020 (FISCAL YEAR 2020-2021) FOR THE CITY OF KYLE; MAKING FINDINGS OF FACT; AND PROVIDING FOR RELATED MATTERS.

Whereas, the Texas Tax Code, Chapter 26 requires that the taxing unit's governing body must vote to place a proposal to adopt the ad valorem tax rate on the agenda of a future meeting of the governing body as an action item and,

Whereas, the Texas Tax Code, Chapter 26 requires that prior to holding the required public hearing on the proposed ad valorem tax rate, the governing body must take a record vote by an ordinance or resolution, as appropriate, showing how each member of the governing body voted on the proposal to consider the proposed ad valorem tax rate, and,

Whereas, the Texas Tax Code, Chapter 26 requires that the governing body publish a notice of public hearing and hold a public hearing to receive comments from the public on the proposed ad valorem tax rate.

Whereas, this Resolution complies with the provisions of the Texas Tax Code.

NOW, THEREFORE, BE IT RESOLVED BY THE CITY COUNCIL OF THE CITY OF KYLE, TEXAS, HAYS COUNTY, THAT:

Section 1. Findings. As required by the Texas Tax Code, the City Council of the City of Kyle, Texas, has on this day considered to place a proposal to adopt an ad valorem tax rate of \$0.5201 per \$100.00 of assessed valuation for Tax Year 2020 (Fiscal Year 2020-2021) on the agenda of a future City Council meeting as an action item and recorded the vote on the proposal to be as follows:

FOR: Mayor Travis Mitchell
Mayor Pro Tem Rick Koch, District 5
Council Member Dex Ellison, District 1
Council Member Tracy Scheel, District 2
Council Member Robert Rizo, District 3
Council Member Alex Villalobos, District 4
Council Member Michael Tobias, District 6

AGAINST: None.

PRESENT AND NOT VOTING: None.

ABSENT: None.

In addition, the following recitals are hereby found to be true and correct and are hereby adopted by the City Council and made a part hereof for all purposes as findings of fact.

Section 2. Authorization. This Resolution of the City of Kyle, Texas, is hereby adopted in compliance with the requirements set forth in Chapter 26 of the Texas Tax Code.

Section 3. Effective Date. This Resolution shall take effect from and after the date of its passage as authorized by the Charter of the City of Kyle.

Section 4. Open Meetings. It is hereby officially found and determined that the meeting at which this Resolution is passed was open to the public as required and that public notice of the time, place, and purpose of said meeting was given as required by the Open Meetings Act, Chapter 551, Local Government Code.

FINALLY PASSED AND APPROVED on this the 1st day of August 2020.

THE CITY OF KYLE, TEXAS

Travis Mitchell, Mayor

ATTEST:

Jennifer Vetrano, City Secretary

NOTICE OF MEETING TO VOTE ON TAX RATE

A tax rate of \$0.5201 per \$100 valuation has been proposed by the governing body of City of Kyle.

PROPOSED TAX RATE	\$0.5201 per \$100
NO-NEW-REVENUE TAX RATE	\$0.5292 per \$100
VOTER-APPROVAL TAX RATE	\$0.5202 per \$100

The no-new-revenue tax rate is the tax rate for the 2020 tax year that will raise the same amount of property tax revenue for City of Kyle from the same properties in both the 2019 tax year and the 2020 tax year.

The voter-approval tax rate is the highest tax rate that City of Kyle may adopt without holding an election to seek voter approval of the rate.

The proposed tax rate is not greater than the no-new-revenue tax rate. This means that City of Kyle is not proposing to increase property taxes for the 2020 tax year.

A PUBLIC HEARING ON THE PROPOSED TAX RATE WILL BE HELD ON AUGUST 25, 2020 at 7:00 P.M. AT KYLE CITY HALL, 100 WEST CENTER STREET, KYLE, TX 78640.

The proposed tax rate is also not greater than the voter-approval tax rate. As a result, City of Kyle is not required to hold an election to seek voter approval of the rate. However, you may express your support for or opposition to the proposed tax rate by contacting City Council of City of Kyle at their offices or by attending the public meeting mentioned above.

YOUR TAXES OWED UNDER ANY OF THE TAX RATES MENTIONED ABOVE CAN BE CALCULATED AS FOLLOWS:

$$\text{Property tax amount} = (\text{tax rate}) \times (\text{taxable value of your property}) / 100$$

The members of the governing body voted on the proposal to consider the proposed tax rate as follows:

FOR the proposal:	Mayor Travis Mitchell	Mayor Pro Tem Rick Koch
	Council Member Dex Ellison	Council Member Robert Rizo
	Council Member Tracy Scheel	Council Member Michael Tobias
	Council Member Alex Villalobos	

AGAINST the proposal: None.

PRESENT and not voting: None.

ABSENT: None.

The 86th Texas Legislature modified the manner in which the voter-approval tax rate is calculated to limit the rate of growth of property taxes in the state.

The following table compares the taxes imposed on the average residence homestead by City of Kyle last year to the taxes proposed to be imposed on the average residence homestead by City of Kyle this year:

	2019	2020	Change
Total tax rate (per \$100 of value)	\$0.5416	\$0.5201	Decrease of \$0.0215 per \$100 or 3.97%
Average homestead taxable value	\$207,049	\$215,762	Increase of 4.20%
Tax on average homestead	\$1,121.38	\$1,122.18	Increase of \$0.80 or 0.07%
Total tax levy on all properties	\$18,504,202	\$17,901,584	Decrease of \$602,618 or 3.25%

For assistance with tax calculations, please contact the tax assessor for City of Kyle at 512-393-5545 or jenifer.okane@co.hays.tx.us, or visit www.hayscountytax.com for more information.

City of Kyle, Texas
Notice of Public Hearings on Proposed Budget & Property Tax Rates
For Fiscal Year 2020-2021

The Kyle City Council is scheduled to conduct public hearings on the proposed budget for Fiscal Year 2020-2021 including revenues, expenditures, property tax rates, water and wastewater service rates, storm drainage fee, and other fees and charges for various City services.

The proposed budget for Fiscal Year 2020-2021 is a complete financial plan for all City funds, programs, services, operations, and capital improvement program (CIP) activities for the period October 1, 2020 through September 30, 2021. The proposed budget for Fiscal Year 2020-2021 for all City expenditures, as amended by City Council on August 1, 2020, totals approximately \$134.2 million and includes 279.0 full-time equivalent positions.

The City of Kyle's proposed property tax rates for Tax Year 2020 (Fiscal Year 2020-2021) are as follows:

- Proposed Tax Rate: \$0.5201 per \$100 taxable assessed valuation
- No-New-Revenue Tax Rate: \$0.5292 per \$100 taxable assessed valuation
- Voter-Approval Tax Rate: \$0.5202 per \$100 taxable assessed valuation

The public hearings on the City's proposed budget and property tax rates for Fiscal Year 2020-2021 are scheduled to be conducted by the Kyle City Council on the following dates and time:

- August 18, 2020 at 7:00 p.m., in City Council Chambers located in City Hall at 100 West Center Street, Kyle, Texas
- August 25, 2020 at 7:00 p.m., in City Council Chambers located in City Hall at 100 West Center Street, Kyle, Texas

The Kyle City Council is also scheduled to consider Ordinances on first and second readings for the City's budget and property tax rates for Fiscal Year 2020-2021 on the following dates and time:

- August 18, 2020 at 7:00 p.m., 1st Reading of Budget & Property Tax Rate Ordinances
- August 25, 2020 at 7:00 p.m., 2nd Reading of Budget & Property Tax Rate Ordinances

All Kyle residents, taxpayers, and interested persons are invited to attend the City Council's budget meetings and public hearings to provide their comments to the City Council.

The proposed budget and property tax rates for Fiscal Year 2020-2021 are available on the City's web page at:

<https://www.cityofkyle.com/finance/budget-development-fy-2020-2021>

A printed copy of the budget document is also available for public inspection during business hours at Kyle City Hall located at 100 West Center Street, Kyle, Texas, and at Kyle Public Library located at 550 Scott Street, Kyle, Texas.

Perwez A. Moheet, CPA
Director of Finance
August 12, 2020

City of Kyle, Texas
Notice of City Council Budget Meetings and Public Hearings
Proposed Operating and Capital Budget
For Fiscal Year 2020-2021

The Kyle City Council is scheduled to conduct budget meetings and public hearings on the City Manager's proposed budget for fiscal year 2020-2021 including revenues, expenditures, property tax rates, water and wastewater service rates, storm drainage fee, and other fees and charges for various City services.

The City Manager will hold Budget Worksession No. 2 with the City Council on the proposed budget for fiscal year 2020-2021 on Saturday, August 1, 2020 at 8:00 a.m. It is important to note that the City Manager's proposed budget as presented to City Council on August 1, 2020 is subject to changes by the City Council during the budget deliberations.

The proposed budget for fiscal year 2020-2021 is a complete financial plan for all City funds, programs, services, operations, and capital improvement program (CIP) activities for the period covering October 1, 2020 through September 30, 2021. The proposed budget for fiscal year 2020-2021 for all City expenditures, as proposed by the City Manager totals approximately \$134.2 million and includes 281.0 full time equivalent positions. Of the total \$134.2 million proposed budget, the City's General Fund budget for fiscal year 2020-2021 totals approximately \$30.1 million for operations and maintenance and approximately \$8.9 million in one-time transfers from the fund balance to pay for major capital improvement projects instead of issuing bond debt.

A general summary of the City's proposed budget for fiscal year 2020-2021 for all City Funds including debt service is provided below:

FOR ALL CITY FUNDS

• Estimated Beginning Fund Balance	\$ 113,678,017
• Estimated Revenue	<u>\$ 84,521,747</u>
• Estimated Available Funds	\$ 198,199,764
• Estimated Expenditures	<u>\$ 134,194,534 *</u>
• Estimated Ending Fund Balance	<u>\$ 64,005,230</u>

*Includes expenditure of accumulated funds from prior fiscal years such as road bond proceeds, water and wastewater impact fees, park development fees, re-prioritization of capital funds, and the one-time use of fund balances.

The Kyle City Council is scheduled to hold budget meetings and public hearings on the proposed budget, property tax rates, water and wastewater service rates storm drainage fee, and other fees and charges for various City services for fiscal year 2020-2021 on the following dates:

- City Council Budget Workshop No. 1: Saturday, June 13, 2020 at 8:00 a.m. (Completed)
- City Council Budget Workshop No. 2: Saturday, August 1, 2020 at 8:00 a.m.
- City Council Budget Workshop No. 3: Tuesday, August 18, 2020 at 7:00 p.m.
(includes public hearing and 1st Reading of Budget & Property Tax Rate Ordinances)
- City Council Budget Workshop No. 4: Tuesday, August 25, 2020 at 7:00 p.m.
(includes public hearing & 2nd Reading of Budget & Property Tax Rate Ordinances)

All Kyle residents and interested persons are invited to attend the City Council's budget meetings and public hearings to provide their comments to the City Council. An electronic copy of the City Manager's proposed operating and capital budget for fiscal year 2020-2021 will be available on the City's website beginning August 1, 2020. A printed copy of the complete proposed budget document will also be available for public inspection during business hours (except on a City holiday) at Kyle City Hall located at 100 West Center Street, Kyle, Texas, and at Kyle Public Library located at 550 Scott Street, Kyle, Texas.

This Notice of City Council Budget Meetings and Public Hearings is hereby provided in accordance with Article VIII, Section 8.05 of the Kyle City Charter.

Perwez A. Moheet, CPA
Director of Finance
July 29, 2020



CITY OF KYLE, TEXAS

Reconsideration of Fajita Drive

Meeting Date: 8/25/2020

Date time: 7:00 PM

Subject/Recommendation: Reconsideration of the vote on the Resolution of the City of Kyle Renaming Rebel Drive to Support and Promote Community Camaraderie and Tranquility; to a Name which will be Advantageous to all Diversities; to a Propitious Title for all of the Citizens of Kyle; Holding a Public Hearing and Providing for Related Matters in accordance with the City of Kyle, Code of Ordinances, Secs. 38-332, 38-333, and 38-334. ~ *Michael Tobias, Council Member; Alex Villalobos, Council Member; Travis Mitchell, Mayor*

Other Information:

Legal Notes:

Budget Information:

ATTACHMENTS:

Description

No Attachments Available



CITY OF KYLE, TEXAS

Approval of Ordinance to Adopt Budget for FY 2020-2021

Meeting Date: 8/25/2020

Date time: 7:00 PM

Subject/Recommendation: *(Second Reading)* Approve an Ordinance of the City of Kyle, Texas, adopting a budget totaling \$134.2 million for all City Funds for the ensuing fiscal year beginning October 1, 2020 and ending September 30, 2021; appropriating revenue and expenditure amounts thereof for all City Funds, authorizing a 10.0 percent increase in water service rates, a 10.0 percent increase in wastewater service rates, no change in storm drainage fees, a 2.5 percent increase in solid waste service charges, all other fees and charges for City services as provided for in the fee schedule, capital improvement program expenditures, addition of twenty-two (22.0) new full-time positions for a total of 279.0 full-time equivalent positions, carryover of encumbrances, all associated schedules and documents, and repealing all Ordinances in conflict herewith; and providing for an effective date. ~ *J. Scott Sellers, City Manager*

Other Information:

Article VIII, Sec. 8.05 of the Kyle City Charter requires the City Manager for the timely preparation and presentation of the budget and to present the recommended budget to the City Council no later than sixty (60) days prior to October 1st of each year.

In a special called City Council meeting held on Saturday, August 1, 2020, in compliance with the requirements of the City Charter, the City Manager presented the City's proposed budget for Fiscal Year 2020-2021 to the City Council for their review and consideration.

The proposed budget for fiscal year 2020-2021 is a complete financial plan for all City funds, programs, services, operations, and capital improvement program (CIP) activities for the period covering October 1, 2020 through September 30, 2021.

The proposed budget for fiscal year 2020-2021 for all City expenditures, as amended by City Council on August 1, 2020, totals approximately \$134.2 million and includes 279.0 full time equivalent positions. Of the total \$134.2 million proposed budget, the City's General Fund budget for fiscal year 2020-2021 totals approximately \$30.2 million for operations and maintenance and approximately \$8.9 million in one-time transfers from the fund balance primarily to pay for major capital improvement projects instead of issuing bond debt.

A general summary of the City's proposed budget for fiscal year 2020-2021 for all City Funds including debt service is provided below:

FOR ALL CITY FUNDS:

- Estimated Beginning Fund Balance \$ 113,678,017
- Estimated Revenue \$ 84,521,747
- Estimated Available Funds \$ 198,199,764
- Estimated Expenditures \$ 134,160,940 *
- Estimated Ending Fund Balance \$ 64,038,825

- *Includes expenditure of accumulated funds from prior fiscal years such as road bond proceeds, water and wastewater impact fees, park development fees, re-prioritization of capital funds, and the one-time use of fund balances.

During budget deliberations on August 1, 2020, the City Council approved amendments to the City Manager's proposed budget for Fiscal Year 2020-2021. All amendments to the proposed budget approved by the City Council are attached to this agenda item.

The Kyle City Council has held budget meetings and is also scheduled to hold additional budget meetings and public hearings on the proposed budget, property tax rates, water and wastewater service rates storm drainage fee, and other fees and charges for various City services for Fiscal Year 2020-2021 on the following dates:

- City Council Budget Worksession No. 1: Saturday, June 13, 2020 at 8:00 a.m. (Completed)
- City Council Budget Worksession No. 2: Saturday, August 1, 2020 at 8:00 a.m. (Completed)
- City Council Budget Worksession No. 3: Tuesday, August 18, 2020 at 7:00 p.m.
- City Council Budget Worksession No. 4: Tuesday, August 25, 2020 at 7:00 p.m.

All Kyle residents and interested persons are invited to attend the City Council's budget meetings and public hearings to provide their comments to the City Council. An electronic copy of the City Manager's proposed operating and capital budget for fiscal year 2020-2021 is available on the City's web page at:

<https://www.cityofkyle.com/finance/budget-development-fy-2020-2021>

A printed copy of the complete proposed budget document is also available for public inspection during business hours (except on a City holiday) at Kyle City Hall located at 100 West Center Street, Kyle, Texas, and at Kyle Public Library located at 550 Scott Street, Kyle, Texas.

Legal Notes:

Budget Information:

ATTACHMENTS:

Description

- Ordinance - Budget Adoption FY 2020-2021
- Amendments to Proposed Budget by City Council Approved on 8-1-2020
- City Manager's Budget Presentation to City Council 8-1-2020
- City Manager's Proposed Budget FY 2021 v7-23-2020
- Encumbrance Rollover to FY 2021
- Notice of Meeting to Vote on Tax Rate 8-19-2020
- Notice of Public Hearings on Proposed Budget & Property Tax Rates 8-12-2020
- Notice of City Council Budget Meetings & Public Hearings 7-29-2020

ORDINANCE NO. _____

AN ORDINANCE OF THE CITY OF KYLE, TEXAS ADOPTING A BUDGET FOR THE ENSUING FISCAL YEAR BEGINNING OCTOBER 1, 2020 AND ENDING SEPTEMBER 30, 2021; APPROPRIATING THE VARIOUS REVENUE AND EXPENDITURE AMOUNTS THEREOF FOR ALL CITY FUNDS, INCLUDING AUTHORIZATION OF WATER AND WASTEWATER SERVICE RATES, STORM DRAINAGE FEES, ALL CITY RATES, FEES AND CHARGES AS SPECIFIED IN THE FEE SCHEDULE, CAPITAL IMPROVEMENTS PLAN, ADDITION OF FULL-TIME EQUIVALENT POSITIONS, PROVISIONS FOR THE CONTINUATION OF ALL FRINGE BENEFITS FOR CITY EMPLOYEES, CARRY-OVER OF ENCUMBRANCES, ALL ASSOCIATED BUDGET SCHEDULES AND DOCUMENTS, AND REPEALING ALL ORDINANCES OR PARTS OF ORDINANCES IN CONFLICT THEREWITH; AND PROVIDING FOR AN EFFECTIVE DATE.

Whereas, on August 1, 2020, the City Manager submitted to the City Council, a proposed budget for the revenue and expenditure amounts for all City Funds including line item budget for all City departments and functions, water and wastewater service rates, storm drainage fees, other fees and charges as specified in the fee schedule, capital improvements plan, total number of full-time equivalent positions and position reclassifications, provisions for the continuation of all fringe benefits for City employees, carryover of encumbrance amounts to next fiscal year, all associated budget schedules and documents, and,

Whereas, the proposed budget provides for a complete financial plan for conducting the affairs of the City thereof for fiscal year 2020-2021 in compliance with the Kyle City Charter and the laws of the State of Texas; and,

Whereas, the proposed budget for fiscal year 2020-2021 has been compiled from detailed information obtained from all departments and offices of the City; and,

Whereas, the City Council received the City Manager's proposed budget and conducted public hearings on the budget, a copy of which with all supporting materials has been filed with the City Secretary, all in compliance with state law and the Kyle City Charter; and,

Whereas, on June 13, 2020 and during the month of August 2020, the City Council held public meetings and public hearings to review revenue estimates from all sources for all City Funds including changes in various rates and fees for City services, expenditure line item budgets for all City departments and City Funds, fund balances for all City Funds, budget for capital improvements program (CIP) and the related 5-year CIP spending plan, and all other associated budget schedules and documents including fee

schedule, water and wastewater services rates, storm drainage fees, property tax rates (ad valorem tax rates), full-time equivalent positions, provisions for the continuation of all fringe benefits for City employees, carryover of encumbrance amounts to next fiscal year, outstanding debt and planned new debt issues and,

Whereas, the City Council has reviewed the fiscal year 2020-2021 budget including all revenue and expenditures for all City Funds, fund balances in each City Fund, the total number of full-time equivalent positions, and, having considered all appropriate amendments, now deem this document, filed with the City Secretary and made a part hereof, to be the appropriate financial plan for the City of Kyle in the ensuing fiscal year.

NOW, THEREFORE, BE IT ORDAINED BY THE CITY COUNCIL OF THE CITY OF KYLE, TEXAS, THAT:

Section 1. Findings.

The following recitals are hereby found to be true and correct and are hereby adopted by the City Council and made a part hereof for all purposes as findings of fact.

Section 2. Public Hearings.

On August 18, 2020 and August 25, 2020, the City Council held separate public hearings on the City's proposed budget as amended by City Council on August 1, 2020, and the proposed property tax rates to obtain comments and recommendations from Kyle taxpayers, ratepayers, residents, businesses, and other interested persons on the City's property tax rates (ad valorem tax rates) and the budget including revenue from all sources including changes in rates and fees for various City services, expenditures for all City Funds, fund balances, capital improvements plan expenditures, all rates, fees and charges as specified in the fee schedule, water and wastewater service rates, storm drainage fees, full-time equivalent positions, provisions for the continuation of all fringe benefits for City employees, carryover of encumbrance amounts to next fiscal year, and all other associated budget schedules and documents.

Section 3. Budget Adoption.

The annual budget of the City of Kyle including revenue and expenditures, fund balances, a ten (10.0) percent increase in water and wastewater service rates, addition of twenty-two (22.0) full-time equivalent positions, carryover of encumbrances, all rates, fees and charges as specified in the fee schedule, capital improvements plan, and all other associated budget schedules and documents for conducting the affairs of the City thereof and providing a complete financial plan for fiscal year 2020-2021 beginning October 1, 2020 and ending September 30, 2021, a copy of which is filed with the City Secretary, is in all respects adopted and approved as the annual budget for all revenue and expenditures including all rates, fees and charges of the City for the fiscal year beginning October 1, 2020 and ending September 30, 2021.

Section 4. Approval of Expenditures by Fund.

The sums included within the budget as described herein and as amended by City Council are hereby appropriated from the respective funds for the payment of expenditures on behalf of the City of Kyle as established in the approved budget for the fiscal year beginning October 1,

2020 and ending September 30, 2021. Refer to the following exhibits to this City Ordinance:

- **EXHIBIT A:**
City Manager's Proposed Budget for Fiscal Year 2020-2021 as presented to City Council on August 1, 2020, and
- **EXHIBIT B:**
Amendments to the City Manager's Proposed Budget for Fiscal Year 2020-2021 as approved by City Council on August 1, 2020.

Section 5. Conflict.

All Ordinances or parts of Ordinances in conflict herewith are hereby repealed.

Section 6. Open Meetings.

That it is hereby officially found and determined that the meeting at which this City Ordinance is passed was open to the public as required and that public notice of the time, place, and purpose of said meeting was given as required by the Open Meetings Act, Ch. 551, Texas Local Government Code.

Section 7. Effective Date.

This Ordinance shall be in full force and effect from and after the date of its final passage and adoption in accordance with the provisions of applicable state law and the City Charter.

PASSED AND APPROVED on First Reading this ____ day of August 2020.

FINALLY PASSED AND APPROVED on this ____ day of September 2020.

CITY OF KYLE, TEXAS

Travis Mitchell, Mayor

ATTEST:

Jennifer Vetrano, City Secretary

EXHIBIT A

City Manager's Proposed Budget for Fiscal Year 2020-2021
As Presented to City Council on August 1, 2020

A copy of the proposed budget can also be found at:
<https://www.cityofkyle.com/finance>

EXHIBIT B

**Amendments to the City Manager’s Proposed Budget for Fiscal Year 2020-2021
As Approved by City Council on August 1, 2020**

City of Kyle, Texas
Amendments to Proposed Budget for Fiscal Year 2020-2021
Considered & Approved by City Council on August 1, 2020

Net Increase or (Decrease) in Fund Balance by Budget Amendment

	<u>Motion by / Seconded by</u>	<u>Council Vote</u>	<u>Description of Budget Amendment</u>	<u>General Fund</u>	<u>Water Utility Fund</u>	<u>Wastewater Utility Fund</u>	<u>Storm Drainage Utility Fund</u>	<u>Other Funds</u>	<u>TOTAL</u>
1.	Mayor Mitchell / CM Scheel	Approved 7-0	Amend the proposed budget to remove the one new full-time Code Enforcement Supervisor position proposed in the Police Department.	\$ 66,548	\$ -	\$ -	\$ -	\$ -	\$ 66,548
2.	Mayor Mitchell / CM Scheel	Approved 7-0	Amend the proposed budget to remove the one new full-time Code Enforcement Officer position proposed in the Police Department.	\$ 60,445	\$ -	\$ -	\$ -	\$ -	\$ 60,445
3.	Mayor Mitchell / CM Scheel	Approved 7-0	Amend the proposed budget to remove the one new full-time ROW Foreman position proposed in the Public Works Department.	\$ -	\$ -	\$ -	\$ 68,427	\$ -	\$ 68,427
4.	Mayor Mitchell / CM Scheel	Approved 7-0	Amend the proposed budget to remove the two new full-time Litter Abatement Technician positions proposed in the Public Works Department.	\$ -	\$ -	\$ -	\$ 113,933	\$ -	\$ 113,933
5.	Mayor Mitchell / CM Scheel	Approved 7-0	Amend the proposed budget to remove the lease costs for two trucks for the ROW Foreman position and the Litter Abatement crew proposed in the Public Works Department.	\$ -	\$ -	\$ -	\$ 34,000	\$ -	\$ 34,000
6.	Mayor Mitchell / CM Scheel	Approved 7-0	Amend the proposed budget to remove the two zero-turn mowers proposed in the Public Works Department.	\$ -	\$ -	\$ -	\$ 24,000	\$ -	\$ 24,000
7.	Mayor Mitchell / CM Scheel	Approved 7-0	Amend the proposed budget to increase funding for the three Mule units from \$21,000 to \$32,000 proposed in the Parks and Recreation Department.	\$ (11,000)	\$ -	\$ -	\$ -	\$ -	\$ (11,000)
8.	Mayor Pro Tem Koch / Mayor Mitchell	Approved 7-0	Amend the proposed budget to add two new full-time positions for videography and graphics in the proposed budget for the Communications Department.	\$ (150,000)	\$ -	\$ -	\$ -	\$ -	\$ (150,000)
9.	Mayor Mitchell / CM Rizo	Approved 7-0	Amend the proposed budget to add funding for a 2.0% average merit pay increase for all civilian City employees below the level of department head positions. The department head positions excluded from the merit pay include: (1) Assistant City Manager, (2) Chief of Staff, (3) Chief of Police, (4) City Engineer, (5) City Secretary, (6) Director of Communications, (7) Director of Planning & Community Development, (8) Director of Economic Development, (9) Director of Finance, (10) Director of Human Resources, (11) Director of Information Technology, (12) Director of Library, and (13) Director of Public Works.	\$ (106,901)	\$ (25,175)	\$ (18,912)	\$ (11,771)	\$ -	\$ (162,759)
10.	CM Scheel / Mayor Mitchell	Approved 7-0	Amend the proposed budget to increase the advertising line item budget from \$10,000 to \$20,000 in the proposed budget for the Economic Development Department.	\$ (10,000)	\$ -	\$ -	\$ -	\$ -	\$ (10,000)
				<u>\$</u>	<u>-</u>	<u>-</u>	<u>-</u>	<u>-</u>	<u>-</u>
Net Increase (Decrease) in Proposed Ending Fund Balance:				\$ (150,908)	\$ (25,175)	\$ (18,912)	\$ 228,589	\$ -	\$ 33,594

A copy of the budget amendments can also be found at:

<https://www.cityofkyle.com/finance>

City of Kyle, Texas
 Amendments to Proposed Budget for Fiscal Year 2020-2021
 Considered & Approved by City Council on August 1, 2020

Net Increase or (Decrease) in Fund Balance by Budget Amendment

	Motion by / Seconded by	Council Vote	Description of Budget Amendment	General Fund	Water Utility Fund	Wastewater Utility Fund	Storm Drainage Utility Fund	Other Funds	TOTAL
1.	Mayor Mitchell / CM Scheel	Approved 7-0	Amend the proposed budget to remove the one new full-time Code Enforcement Supervisor position proposed in the Police Department.	\$ 66,548	\$ -	\$ -	\$ -	\$ -	\$ 66,548
2.	Mayor Mitchell / CM Scheel	Approved 7-0	Amend the proposed budget to remove the one new full-time Code Enforcement Officer position proposed in the Police Department.	\$ 60,445	\$ -	\$ -	\$ -	\$ -	\$ 60,445
3.	Mayor Mitchell / CM Scheel	Approved 7-0	Amend the proposed budget to remove the one new full-time ROW Foreman position proposed in the Public Works Department.	\$ -	\$ -	\$ -	\$ 68,427	\$ -	\$ 68,427
4.	Mayor Mitchell / CM Scheel	Approved 7-0	Amend the proposed budget to remove the two new full-time Litter Abatement Technician positions proposed in the Public Works Department.	\$ -	\$ -	\$ -	\$ 113,933	\$ -	\$ 113,933
5.	Mayor Mitchell / CM Scheel	Approved 7-0	Amend the proposed budget to remove the lease costs for two trucks for the ROW Foreman position and the Litter Abatement crew proposed in the Public Works Department.	\$ -	\$ -	\$ -	\$ 34,000	\$ -	\$ 34,000
6.	Mayor Mitchell / CM Scheel	Approved 7-0	Amend the proposed budget to remove the two zero-turn mowers proposed in the Public Works Department.	\$ -	\$ -	\$ -	\$ 24,000	\$ -	\$ 24,000
7.	Mayor Mitchell / CM Scheel	Approved 7-0	Amend the proposed budget to increase funding for the three Mule units from \$21,000 to \$32,000 proposed in the Parks and Recreation Department.	\$ (11,000)	\$ -	\$ -	\$ -	\$ -	\$ (11,000)
8.	Mayor Pro Tem Koch / Mayor Mitchell	Approved 7-0	Amend the proposed budget to add two new full-time positions for videography and graphics in the proposed budget for the Communications Department.	\$ (150,000)	\$ -	\$ -	\$ -	\$ -	\$ (150,000)
9.	Mayor Mitchell / CM Rizo	Approved 7-0	Amend the proposed budget to add funding for a 2.0% average merit pay increase for all civilian City employees below the level of department head positions. The department head positions excluded from the merit pay include: (1) Assistant City Manager, (2) Chief of Staff, (3) Chief of Police, (4) City Engineer, (5) City Secretary, (6) Director of Communications, (7) Director of Planning & Community Development, (8) Director of Economic Development, (9) Director of Finance, (10) Director of Human Resources, (11) Director of Information Technology, (12) Director of Library, and (13) Director of Public Works.	\$ (106,901)	\$ (25,175)	\$ (18,912)	\$ (11,771)	\$ -	\$ (162,759)

City of Kyle, Texas
 Amendments to Proposed Budget for Fiscal Year 2020-2021
 Considered & Approved by City Council on August 1, 2020

Net Increase or (Decrease) in Fund Balance by Budget Amendment

	<u>Motion by / Seconded by</u>	<u>Council Vote</u>	<u>Description of Budget Amendment</u>	<u>General Fund</u>	<u>Water Utility Fund</u>	<u>Wastewater Utility Fund</u>	<u>Storm Drainage Utility Fund</u>	<u>Other Funds</u>	<u>TOTAL</u>
10.	CM Scheel / Mayor Mitchell	Approved 7-0	Amend the proposed budget to increase the advertising line item budget from \$10,000 to \$20,000 in the proposed budget for the Economic Development Department.	\$ (10,000)	\$ -	\$ -	\$ -	\$ -	\$ (10,000)
									\$ -
			Net Increase (Decrease) in Proposed Ending Fund Balance:	\$ (150,908)	\$ (25,175)	\$ (18,912)	\$ 228,589	\$ -	\$ 33,594


CITY OF KYLE, TEXAS

PROPOSED
BUDGET



FISCAL YEAR
2020-2021





City of Kyle, Texas

City Manager's Presentation of
Proposed Budget for Fiscal Year 2020-2021

August 1, 2020



Presentation Outline

Proposed Budget Fiscal Year 2020-2021

- City Council Priorities for Budget Development
- Overview of Proposed Budget (All City Funds)
 - Highlights & Significant Changes
 - New Positions
 - New Equipment
 - CIP Spending Summary
- Budget Summary & Highlights: For Major Operating Funds
 - General Fund
 - Water Utility Fund
 - Wastewater Utility Fund
 - Storm Drainage Utility Fund
- Capital Improvements Program (CIP)
- Debt Position
- All Other City Funds
- Next Steps & Key Dates



City Council Priorities For Proposed Budget Fiscal Year 2020-2021

1. Budget aligned with City Council priorities identified in the budget work session held on June 13, 2020 and subsequent feedback from City Council:
 - a. Street/roadway improvements
 - b. Parks and trail system improvements
 - c. ROW mowing, trash pick up and beautification
 - d. Beautification of high-profile corridors
 - e. Downtown mixed-use building & park improvement
 - f. Uptown central park, cultural trails, and heroes' memorial
 - g. Public safety center
 - h. Water and wastewater infrastructure improvements
2. No reduction in City services
3. Strategic investments in new positions, equipment, and infrastructure (CIP)
4. No increase in property tax rates
5. No increase in storm drainage fees
6. Minimize rate increase for water and wastewater services
7. Minimize increase in fees and charges for various City services



Budget Highlights (All Funds) Proposed Budget Fiscal Year 2020-2021

- \$134.2 million total proposed budget for all City Funds
- 25 new full-time equivalent positions proposed
- \$0.0215 or 4.0% reduction in total property tax rate
 - From \$0.5416 to \$0.5201 per \$100 AV
- No change in storm drainage fees
- 10.0% increase in water service rates (system-wide)
- 10.0% increase in wastewater service rates (system-wide)
- 2.5% increase in solid waste service rates per contract with TDS
- Limited changes in fees and charges for various City services
- No merit pay funded for civilian City employees
- 7.3% pay increase (average) included for all police officers

Continued....

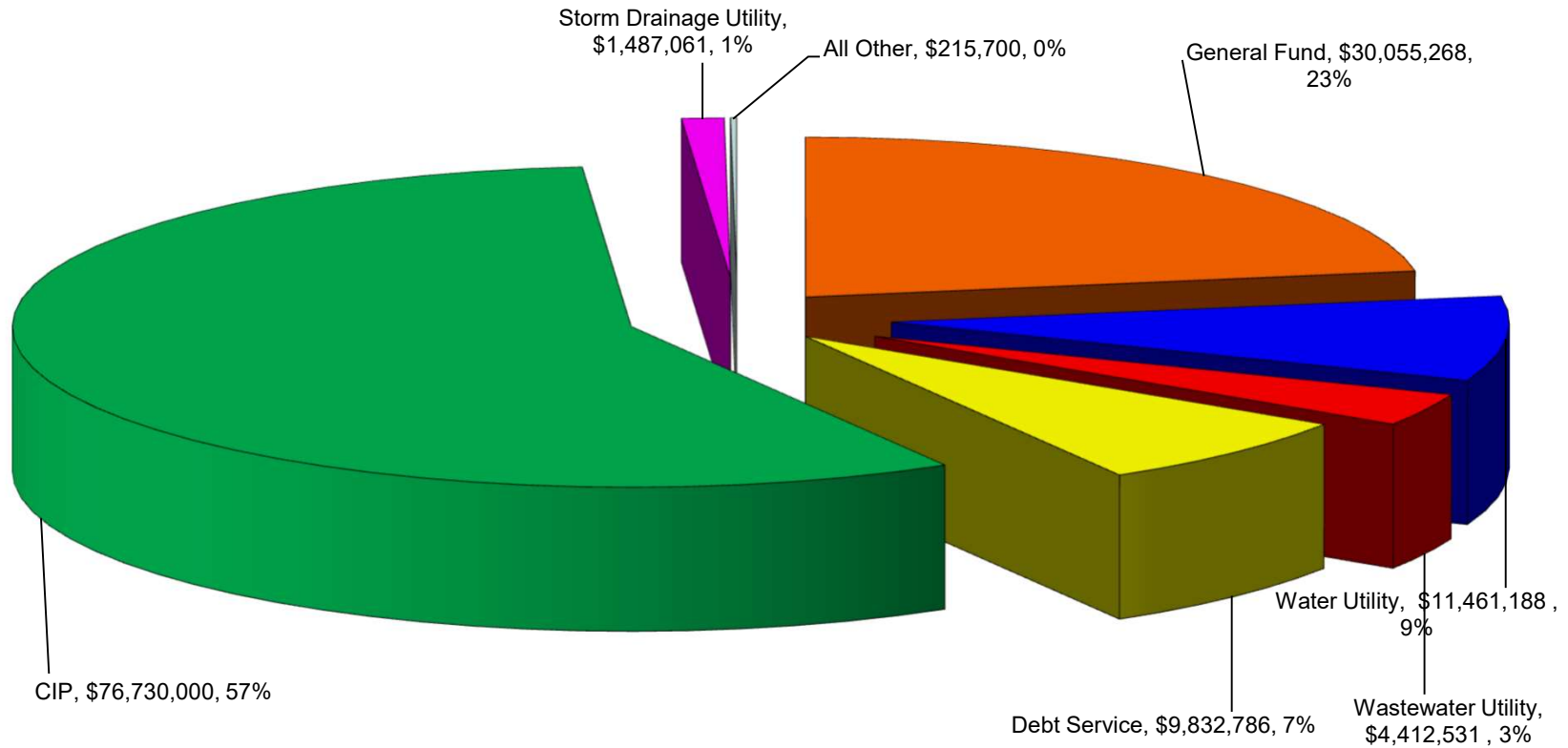


Budget Highlights (All Funds) Proposed Budget Fiscal Year 2020-2021

- \$76.7 million in planned CIP spending in FY 2021
 - Excludes \$14.4 million for ARWA CIP costs
- \$9.8 million included for City's debt service payments
 - Does not include debt service for \$35.0 million debt issuance planned for Kyle Public Safety Center
- \$5.1 million provided for street maintenance & construction crews & equipment
- \$3.6 million provided for all equipment, trucks, and heavy construction equipment
- \$1.3 million provided for 25 new full-time positions
 - Engineering (1) parks (4), police (5), public works (15)
- \$5.1 million overall budget increase for Public Works (includes all 3 utilities)
- \$1.1 million overall budget increase for Police department
- \$250,300 for police pay increase (7.3% average increase)
- \$150,000 for public transportation (Uber voucher program)



All City Funds Budget Summary: Total \$134.2 Million Proposed Budget Fiscal Year 2020-2021





New Positions

Proposed Budget Fiscal Year 2020-2021

Total: \$1,433,236

<u>Department</u>	<u>Position Title</u>	<u>FTE</u>	<u>Budget Amount</u>	<u>Funding Source</u>
Engineering	Transportation Engineer	1	\$116,772	General Fund
Parks	Maintenance Tech - Parks	2	\$92,906	General Fund
Parks	Maintenance Tech - Trails	2	\$92,906	General Fund
Police	Code Enforcement Supervisor	1	\$66,548	General Fund
Police	Code Enforcement Officer	1	\$60,445	General Fund
Police	Telecommunicator	2	\$101,488	General Fund
Police	Property & Evidence Technician	1	\$64,611	General Fund
Public Works	Street Superintendent	1	\$94,994	General Fund & Storm Drainage
Public Works	Street Construction Technician II	6	303,794	General Fund
Public Works	Street Construction Technician I	4	187,063	General Fund
	Continued.....			



New Positions
Proposed Budget Fiscal Year 2020-2021
Total: \$1,433,236

<u>Department</u>	<u>Position Title</u>	<u>FTE</u>	<u>Budget Amount</u>	<u>Funding Source</u>
Public Works	R-O-W Foreman	1	\$68,427	Storm Drainage Utility Fund
Public Works	Litter Abatement Technician	2	\$113,933	Storm Drainage Utility Fund
Public Works	Lead Operator - WWTP	1	\$69,459	Wastewater Utility Fund
	TOTAL:	25	\$1,433,236	



New Equipment

Proposed Budget Fiscal Year 2020-2021

Total: \$3,598,169

<u>Department</u>	<u>Description of New Equipment/Vehicle</u>	<u>Units</u>	<u>Budget Amount</u>	<u>Fund Source</u>
Parks	16-ft Trailer	1	\$6,500	General Fund
Parks	Trail Dozer	1	\$8,500	General Fund
Parks	Utility Mule	3	\$21,000	General Fund
Parks	Mini Roller	1	\$500	General Fund
Parks	Christmas Tree (\$30,000 in FY 2020)	1	\$25,000	Park Dev. Fund
Parks	Pool Equipment & Improvements		\$215,000	Park Dev. Fund
Parks	Playground Equipment		\$20,000	Park Dev. Fund
Parks	Irrigation Equipment		\$25,000	Park Dev. Fund
Parks	Equipment & Improvements – Masonwood		\$35,000	Park Dev. Fund
Parks	Equipment & Improvements – Fajita Fields		\$875,000	Park Dev. Fund
Public Works	Density Gauge	1	\$9,000	General Fund
Public Works	Milling Machine	1	\$532,874	General Fund
Public Works	Distributor	1	\$180,000	General Fund
	Continued....			



New Equipment

Proposed Budget Fiscal Year 2020-2021

Total: \$3,598,169

<u>Department</u>	<u>Description of New Equipment/Vehicle</u>	<u>Units</u>	<u>Budget Amount</u>	<u>Fund Source</u>
Public Works	Chip Spreader	1	\$280,000	General Fund
Public Works	Sheepsfoot Compacting Roller	1	\$108,343	General Fund
Public Works	Steel Wheel Roller	1	\$100,452	General Fund
Public Works	Pneumatic Roller	1	\$100,000	General Fund
Public Works	Finish Roller	1	\$70,000	General Fund
Public Works	Skid Steer	2	\$230,000	General Fund
Public Works	Water Truck	1	\$130,000	General Fund
Public Works	16-Yard Dump Truck	2	\$235,000	General Fund
Public Works	6-Yard Dump Truck	2	\$200,000	General Fund
Public Works	R-O-W Maintenance Equipment	Various	\$25,000	Storm Drainage
Public Works	15-Ft. Batwing Mower & 8-Ft. Deck Mower	1 Each	\$80,000	Storm Drainage
Public Works	Zero Turn Mower	2	\$24,000	Storm Drainage
	Continued....			



New Equipment
Proposed Budget Fiscal Year 2020-2021
Total: \$3,598,169

<u>Department</u>	<u>Description of New Equipment/Vehicle</u>	<u>Units</u>	<u>Budget Amount</u>	<u>Fund Source</u>
Public Works	Chlorine Detector	5	\$25,000	Water Utility Fund
Public Works	Office Furniture & Equipment	Various	\$27,000	Wastewater Utility
Public Works	Utility Mule w/Truck Bed	1	\$10,000	Wastewater Utility
	TOTAL:		\$3,598,169	



Capital Improvements Spending Plan (CIP) Proposed Budget Fiscal Year 2020-2021 Total: \$76,730,000*

<u>Funding Source</u>	<u>Planned Spending FY 2020-2021</u>
General Fund	\$9,800,000
TIRZ #2 (General Fund)	\$5,475,000
Heroes Memorial Fund (General Fund & TDS Contribution)	\$4,500,000
Water Utility Fund	\$500,000
Water Impact Fee Fund	\$6,250,000
Wastewater Utility Fund	\$700,000
Wastewater Impact Fee	\$15,850,000
Road Bond Fund	\$500,000
WWTP Bond Fund	\$15,500,000
Public Safety Center Bonds (New)	\$15,000,000
Park Development Fund	\$1,705,000
Storm Drainage Utility Fund	\$950,000
TOTAL (Excludes ARWA) CIP:	\$76,730,000*

CIP details on slides 42 to 45



Proposed Budget Fiscal Year 2020-2021

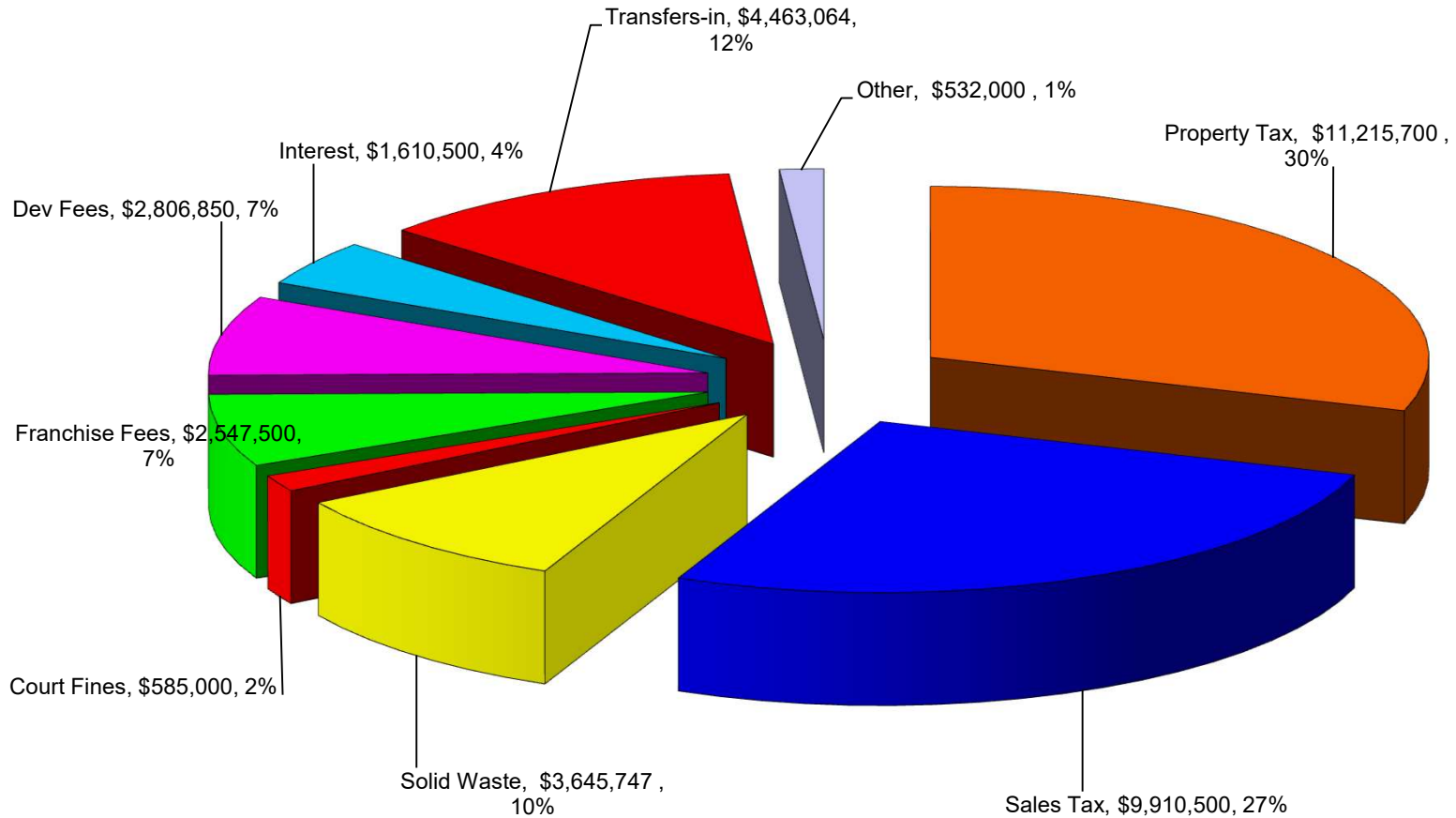
GENERAL FUND

Budget Summary & Highlights



General Fund

Sources of Funds: Total \$37.3 Million
Proposed Budget Fiscal Year 2020-2021





2020 Certified Estimated Assessed Valuation Proposed Budget Fiscal Year 2020-2021

For All Property Use Category

- 2020 taxable assessed valuation = \$3,652,486,794
- 2019 taxable assessed valuation = \$3,366,861,196
- \$ increase in 2020 taxable assessed valuation = \$ 285,625,598
- % increase in 2020 taxable assessed valuation = 8.48%



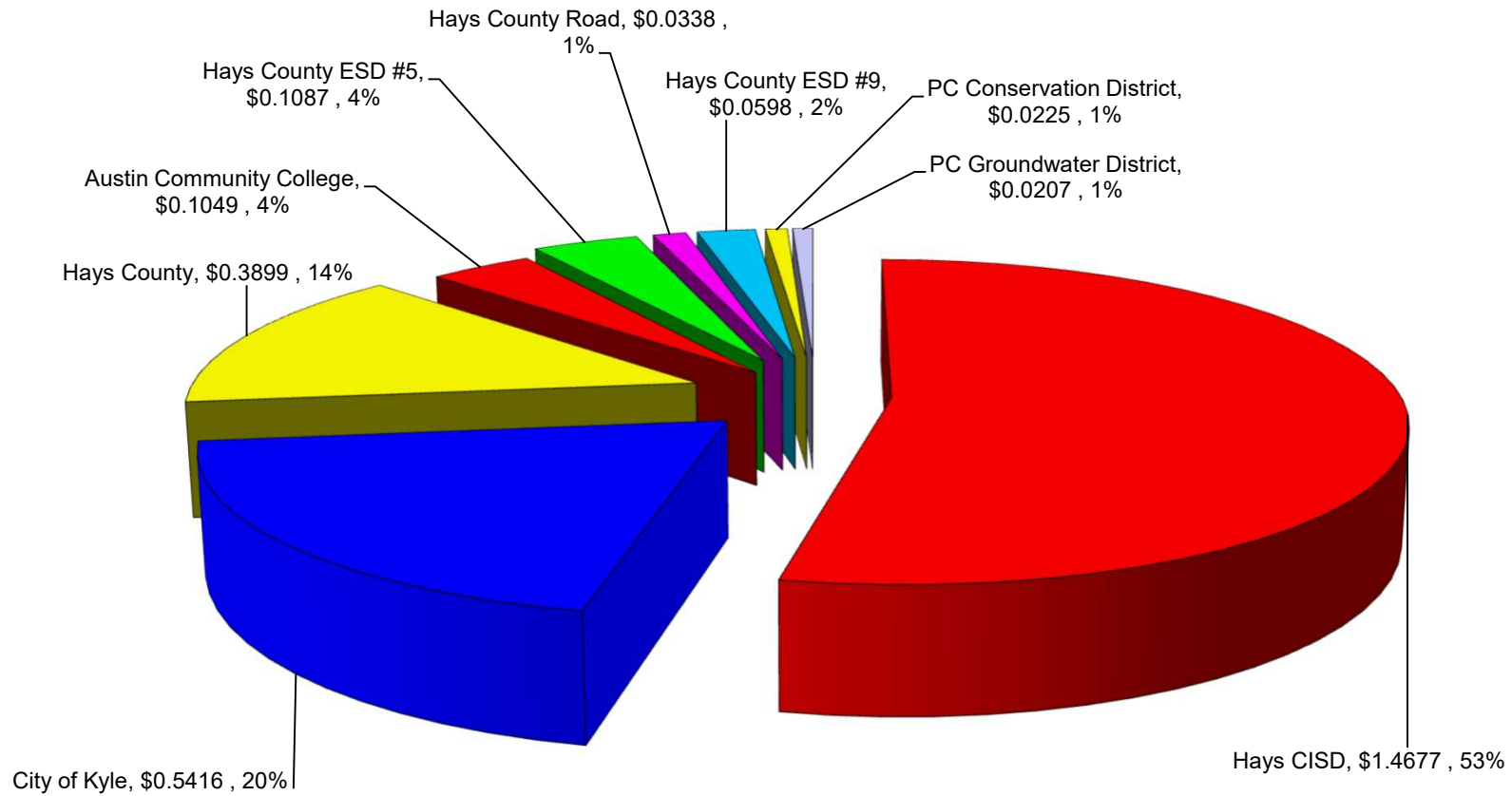
Property Tax Rates for Tax Year 2020 Proposed Budget Fiscal Year 2020-2021

Proposed, No-New-Revenue & Voter-Approval Tax Rates

	<u>Current Tax Rate</u>	<u>No-New- Revenue Tax Rate</u>	<u>Voter- Approval Tax Rate</u>	<u>Proposed Tax Rate</u>
Maintenance & Operations (M&O) Rate	\$0.3154	N/A	\$0.3257	\$0.3256
Interest & Sinking (I&S) Rate	\$0.2262	N/A	\$0.1945	\$0.1945
Total Property Tax Rate Per \$100/AV	\$0.5416	\$0.5292	\$0.5202	\$0.5201

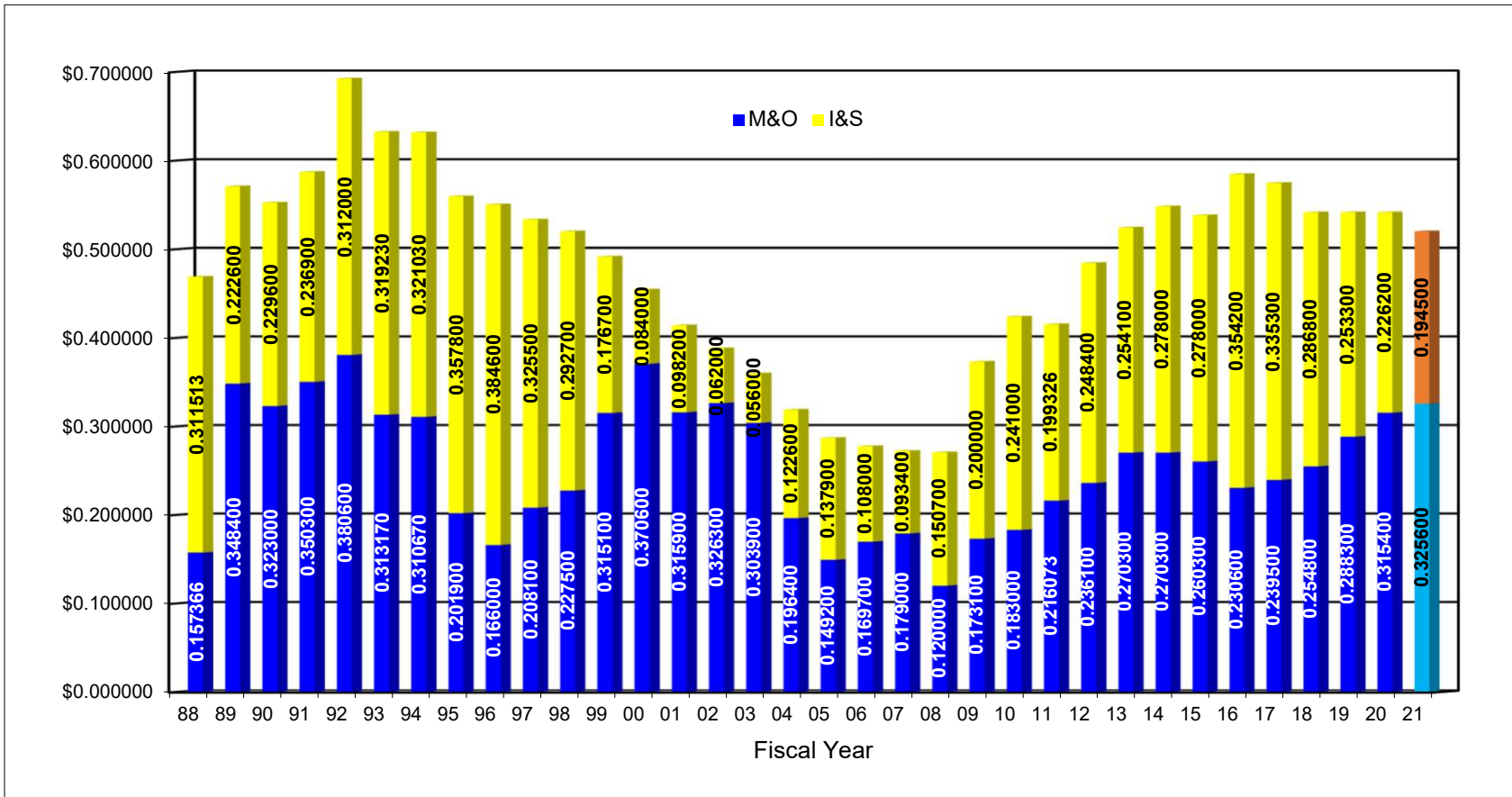


Current Property Tax Rates Within City of Kyle (\$2.7496)



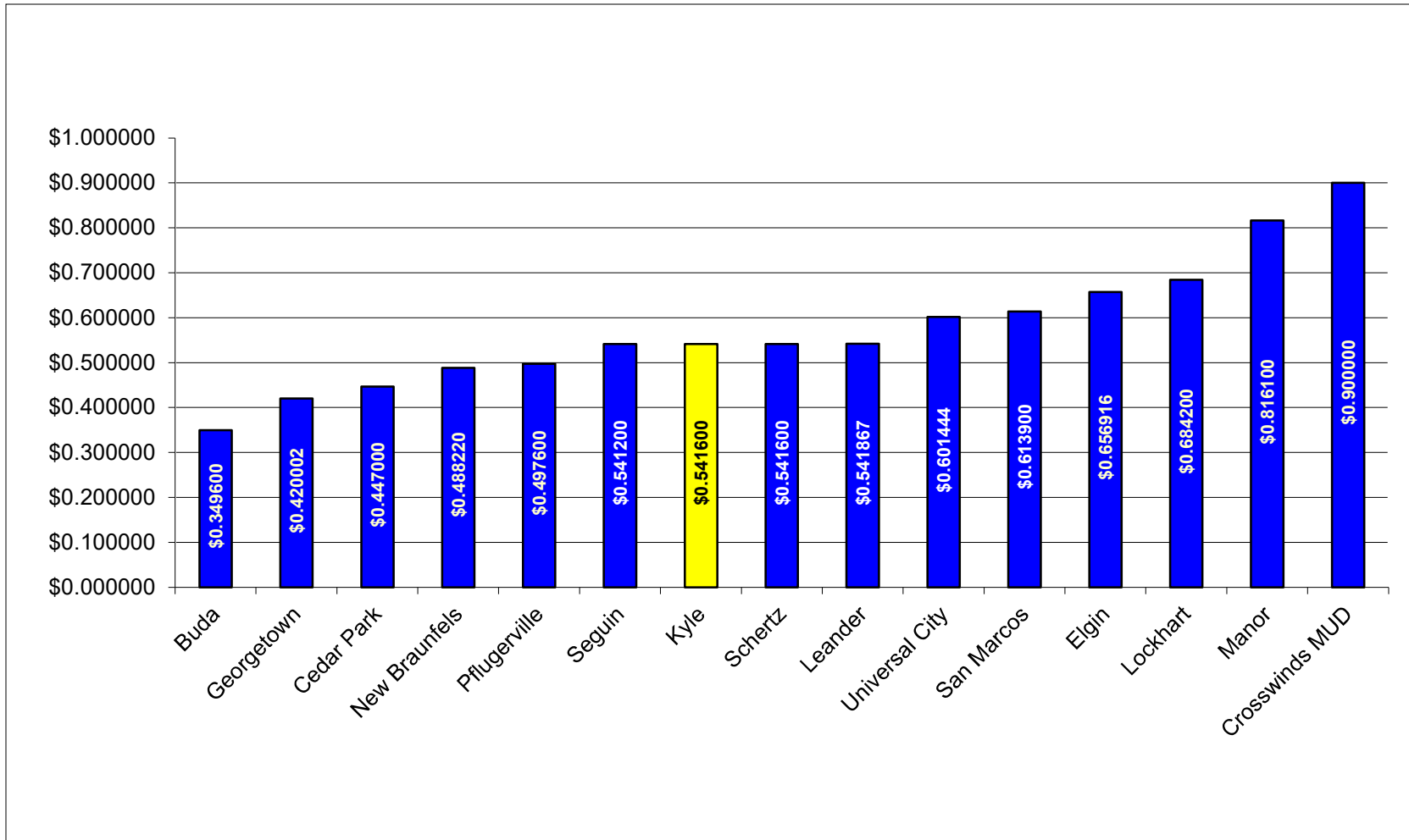


City of Kyle Property Tax Rate History Fiscal Years 1988 - 2021





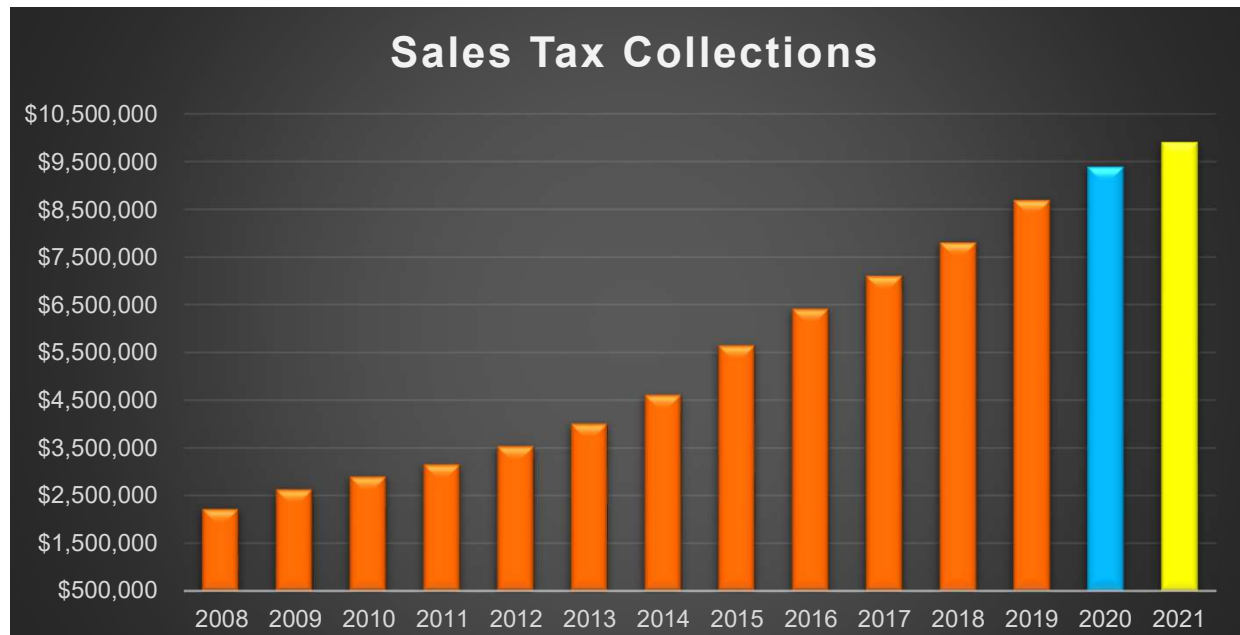
Comparison of Current Property Tax Rates





Sales Tax Revenue Proposed Budget Fiscal Year 2020-2021

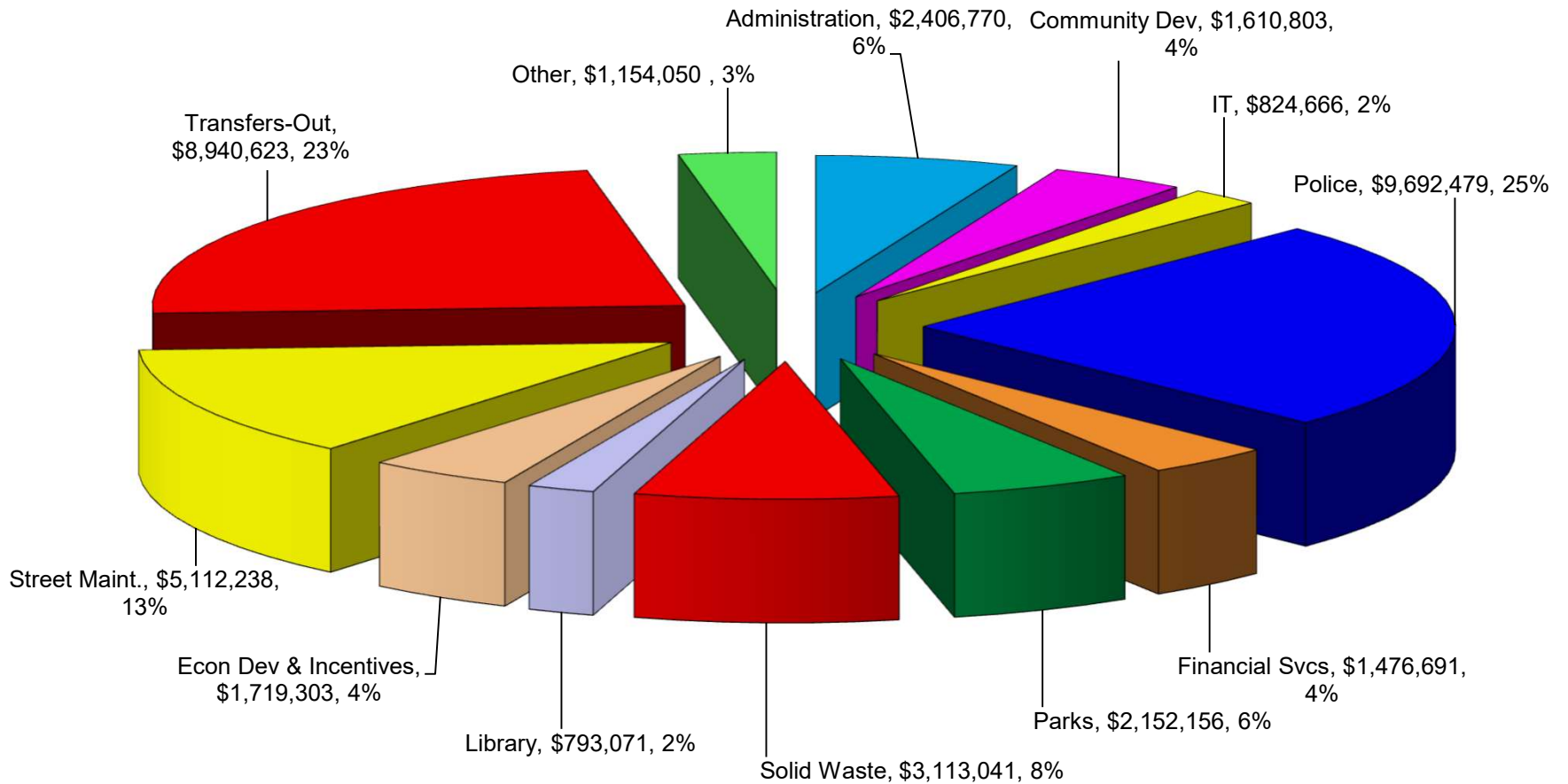
- 5.5% increase assumed in FY 2021 from current year collections
- \$9,910,500 projected sales tax revenue for FY 2021
- \$516,649 or 5.5% increase from current year estimate for FY 2020





General Fund

Uses of Funds: Total \$39.0 Million
Proposed Budget Fiscal Year 2020-2021





General Fund - Budget Highlights Proposed Budget Fiscal Year 2020-2021

- \$39.0 million in total expenditures and transfers-out for FY 2021
- \$6.3 million net increase in total expenditures and transfers-out
- \$9.8 million planned for CIP spending in FY 2021
- \$9.7 million provided for Police department operations
- \$5.1 million for Street Maintenance & Construction in Public Works
- \$2.2 million provided for new equipment, trucks, and heavy construction equipment
- \$1.1 million provided for 20.5 new full-time positions
 - Engineering (1) parks (4), police (5), public works (10.5)
- No merit pay funded for any civilian City employee
- \$250,300 for police pay increase (7.3% average increase)
- \$150,000 for public transportation (Uber voucher program)

Continued....



General Fund - Budget Highlights Proposed Budget Fiscal Year 2020-2021

Department Budget Comparison (General Fund)

1	Department	2020 Approved	2021 Proposed	\$ Increase	% Increase
2	Mayor & Council	\$ 199,177	\$ 192,177	\$ (7,000)	-3.5%
3					
4	Office of the City Manager	550,987	616,398	65,411	11.9%
5	Office of the City Secretary	-	230,684	230,684	100.0%
6	Office of Chief of Staff	223,830	-	(223,830)	-100.0%
7	Sub-total:	<u>\$ 774,817</u>	<u>\$ 847,082</u>	<u>\$ 72,265</u>	<u>9.3%</u>
8					
9	Communications	\$ 221,059	\$ 261,972	\$ 40,913	18.5%
10	Community Development	2,008,609	1,956,904	(51,705)	-2.6%
11	Engineering	329,784	447,250	117,466	35.6%
12	Facilities Maintenance	1,112,235	723,773	(388,462)	-34.9%
13	Financial Services	1,498,211	1,476,691	(21,520)	-1.4%
14	Human Resources	318,816	381,766	62,950	19.7%
15	Information Technology	797,493	824,666	27,173	3.4%
16	Library	861,173	793,071	(68,102)	-7.9%
17	Parks & Recreation	1,980,966	2,152,156	171,190	8.6%
18	Police	8,552,031	9,692,479	1,140,448	13.3%
19	Public Works - Street Maint & Construction	2,772,637	5,112,238	2,339,601	84.4%
20	Special Events	244,168	366,302	122,134	50.0%
21	Total General Fund Departments:	<u>\$ 21,671,176</u>	<u>\$ 25,228,527</u>	<u>\$ 3,557,351</u>	<u>16.4%</u>



Proposed Budget Fiscal Year 2020-2021

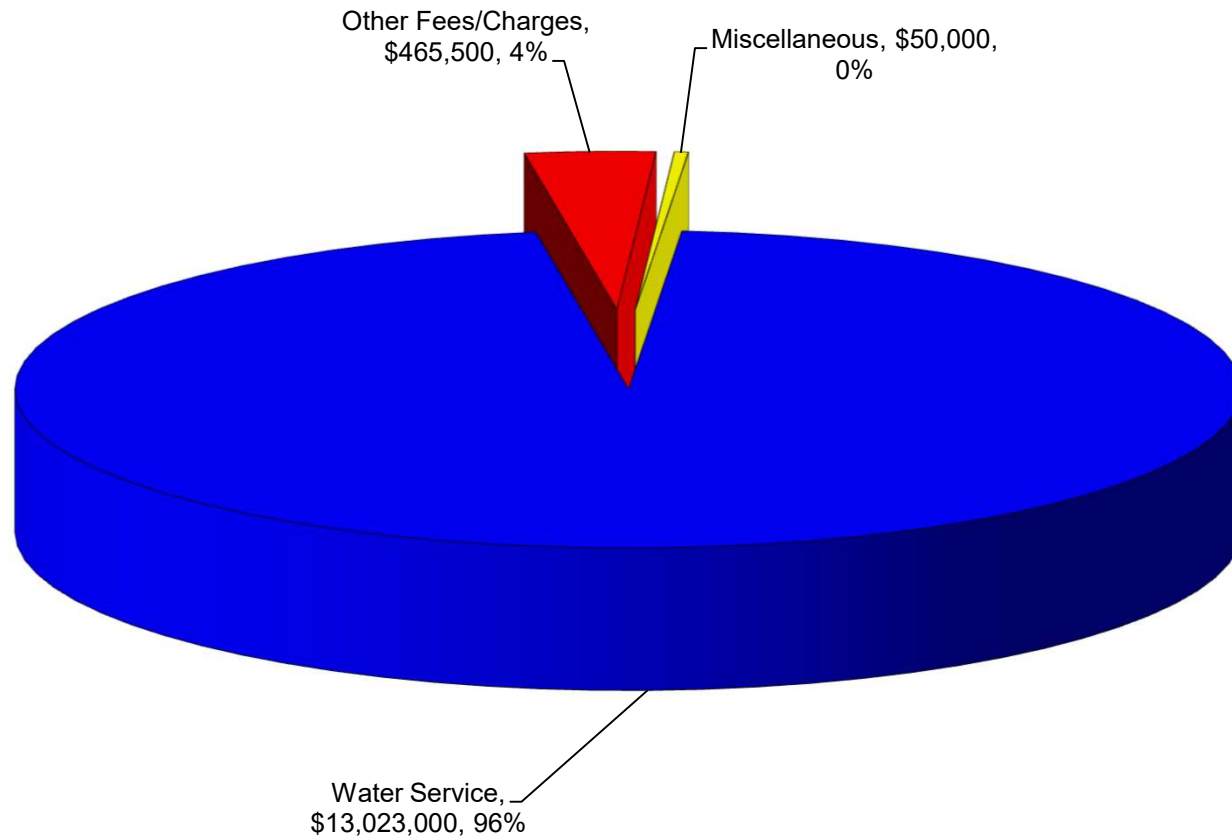
WATER UTILITY FUND

Budget Summary & Highlights



Water Utility Fund

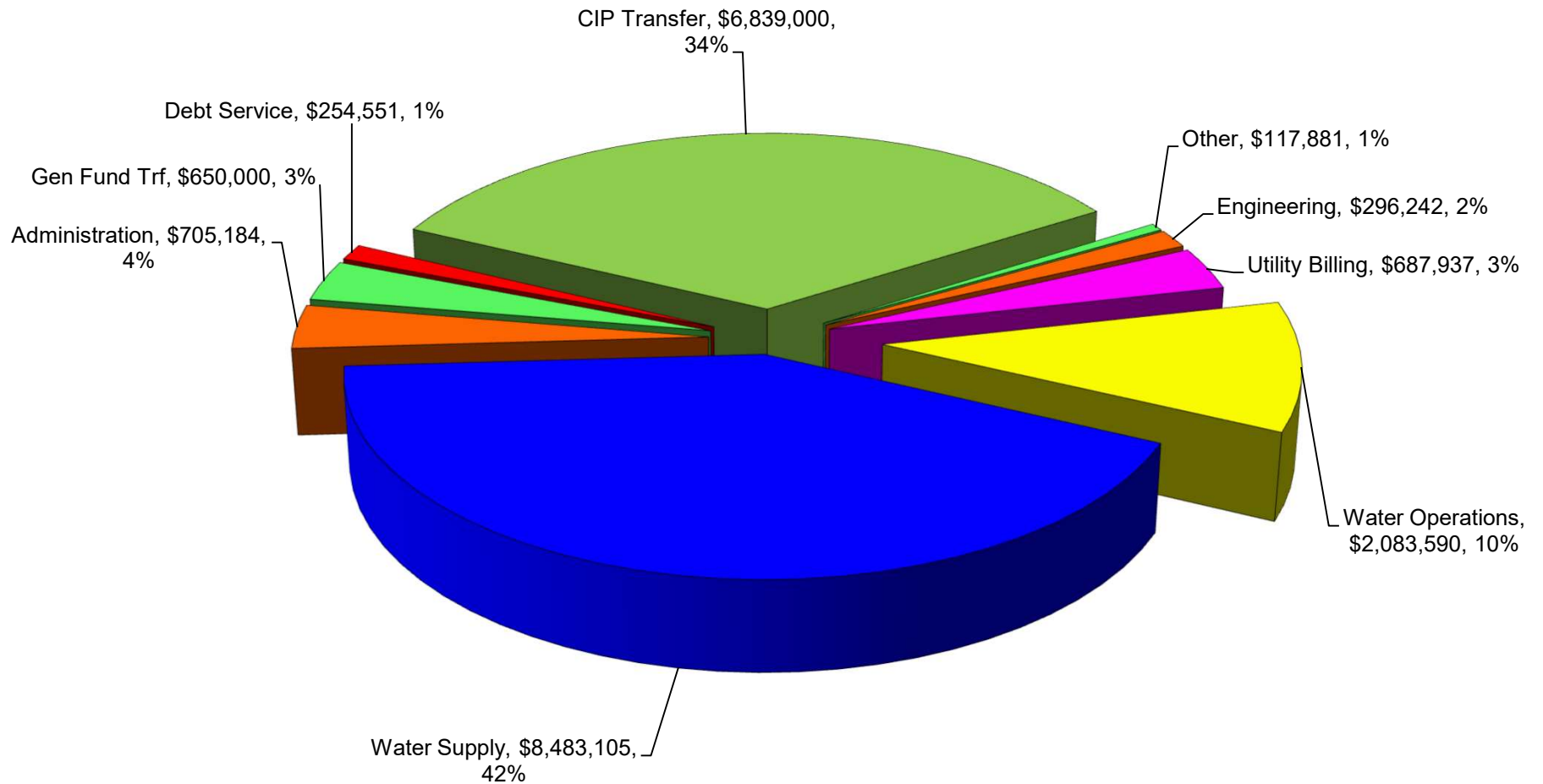
Sources of Funds: Total \$13.5 Million
Proposed Budget Fiscal Year 2020-2021





Water Utility Fund

Uses of Funds: Total \$20.1 Million
Proposed Budget Fiscal Year 2020-2021





Water Utility Fund - Budget Highlights Proposed Budget Fiscal Year 2020-2021

- 10.0 % water service rate increase proposed
 - \$7.28 increase in average monthly residential bill
- \$20.1 million in total expenditures and transfers-out for FY 2021
- \$9.4 million net increase in total expenditures and transfers-out
- \$6.8 million planned for CIP spending in FY 2021
- \$150,000 proposed for reclaim water system master plan
- \$25,000 for new equipment
 - Chlorine detector (5)
- No new positions proposed
- No merit pay funded for any civilian City employee

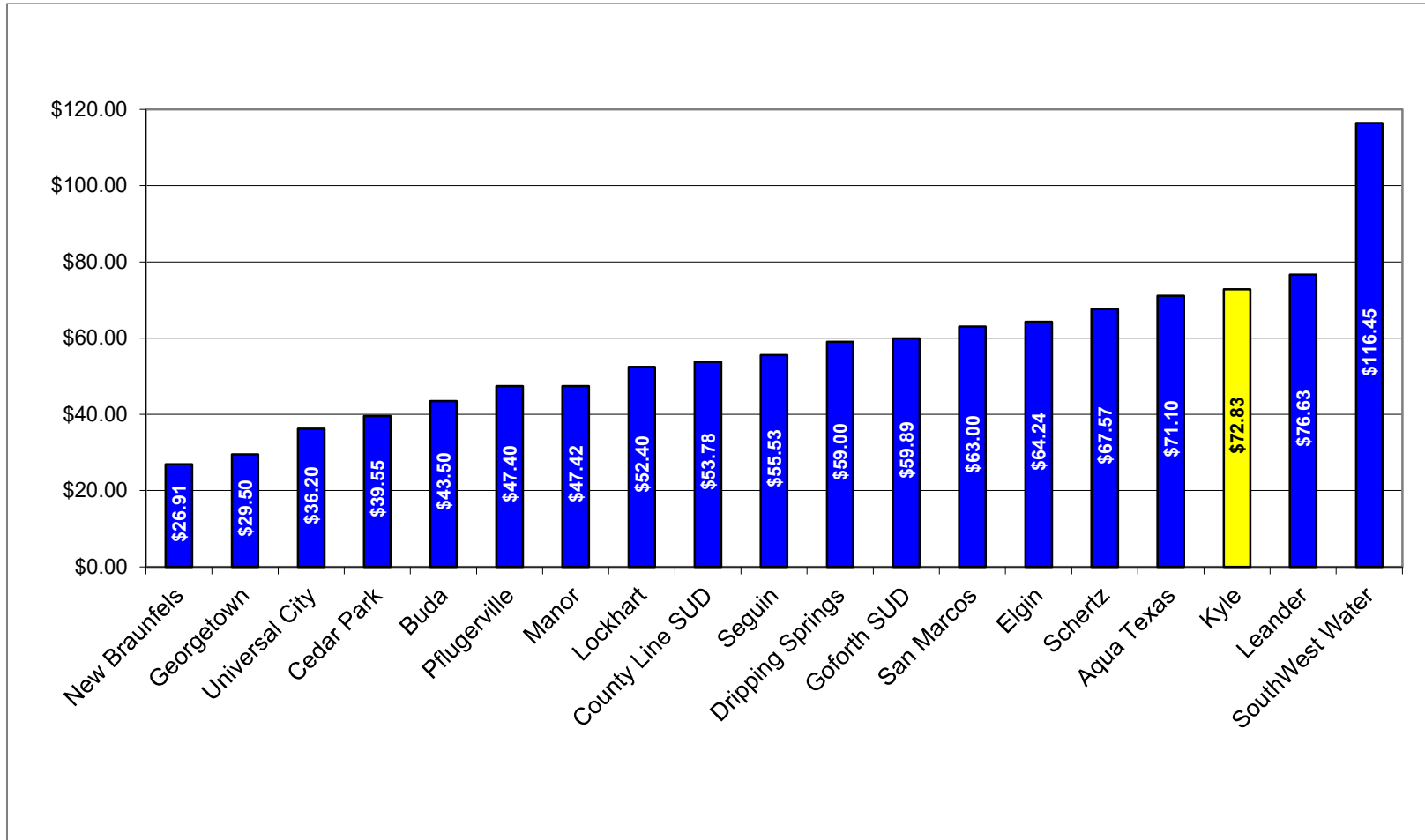


Water Utility Fund - Budget Highlights Proposed Budget Fiscal Year 2020-2021

- **\$81.9 Million City's Share of ARWA Debt for Water Supply CIP Projects**
 - \$3.5 million bond debt issued in 2015 for Kyle
 - \$9.0 million bond debt issued in 2017 for Kyle
 - \$24.2 million bond debt issued in 2019 for Kyle
 - \$34.5 million bond debt issuance planned in November 2020 for Kyle
 - \$10.7 million bond debt issuance planned in November 2021 for Kyle
- **3-Year Plan for Water Service Rate Increase Primarily for ARWA CIP Costs**
 - 10.0% system-wide rate increase in FY 2020 (deferred by City Council)
 - 10.0% system-wide rate increase in FY 2021
 - 8.0%-10.0% system-wide rate increase in FY 2022
 - Contingent on final project costs, financing terms, system growth, etc.



Comparison of Average Monthly Residential Bill - WATER





Proposed Budget Fiscal Year 2020-2021

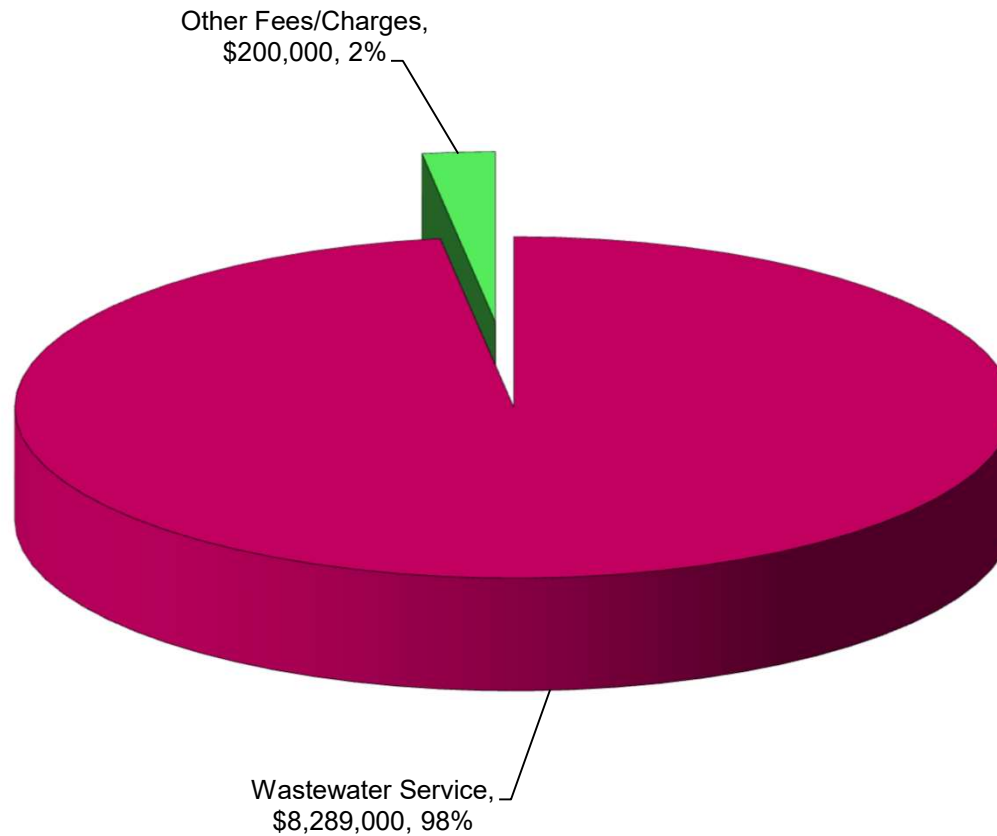
WASTEWATER UTILITY FUND

Budget Summary & Highlights



Wastewater Utility Fund

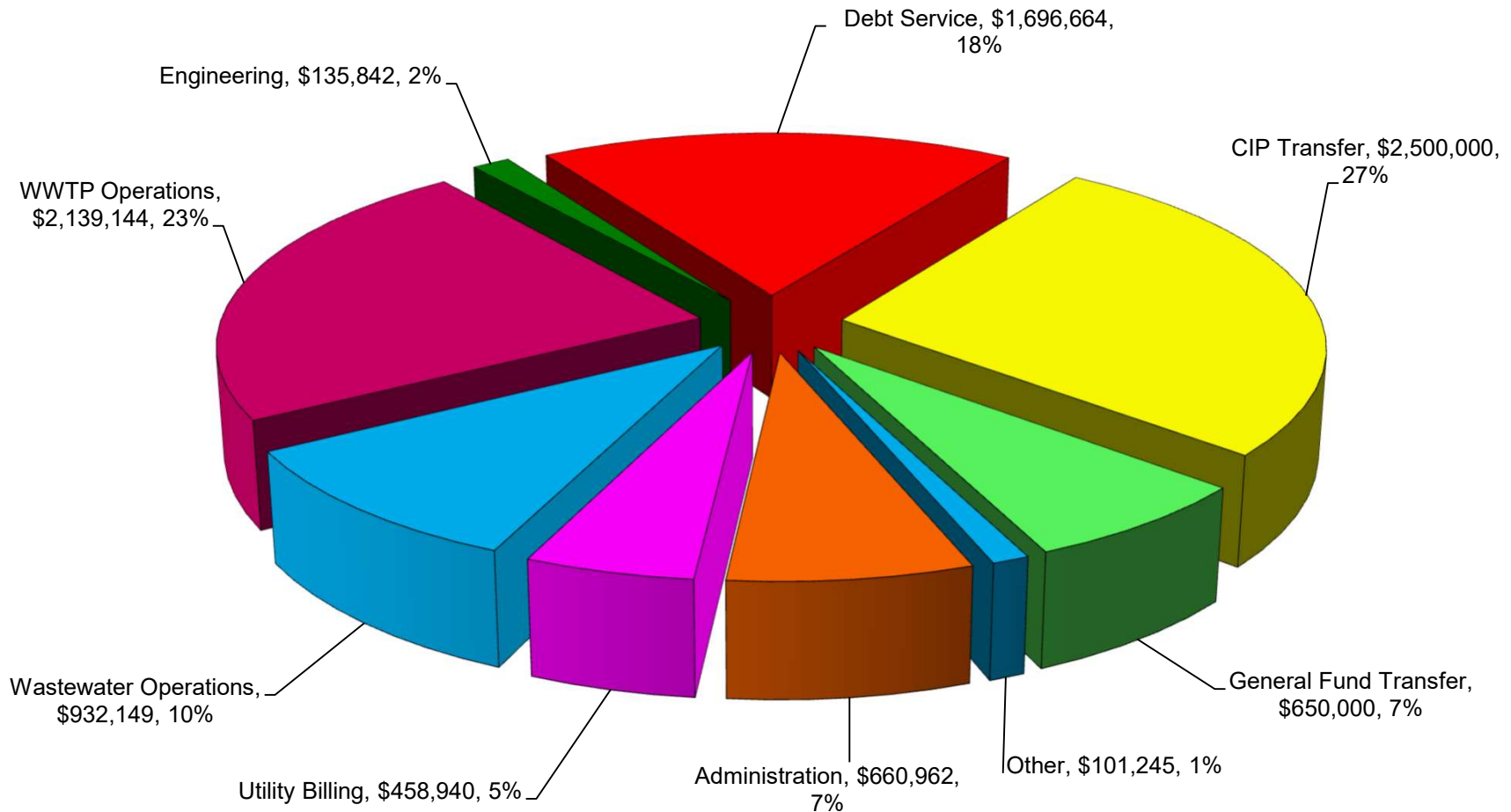
Sources of Funds: Total \$8.5 Million
Proposed Budget Fiscal Year 2020-2021





Wastewater Utility Fund

Uses of Funds: Total \$9.3 Million
Proposed Budget Fiscal Year 2020-2021





Wastewater Utility Fund - Budget Highlights Proposed Budget Fiscal Year 2020-2021

- 10.0 % wastewater service rate increase proposed
 - \$ 4.28 increase in average monthly residential bill
- \$9.3 million in total expenditures and transfers-out for FY 2021
- \$861,159 net increase in total expenditures and transfers-out
- \$16.6 million planned for CIP spending in FY 2021
- \$69,459 for 1.0 new position
 - 1 FTE for Lead Wastewater Treatment Plant Operator position
- \$37,000 for new equipment
 - Office furniture & equipment for new WWTP administration building
 - Utility mule with truck bed (1)
- No merit pay funded for any civilian City employee

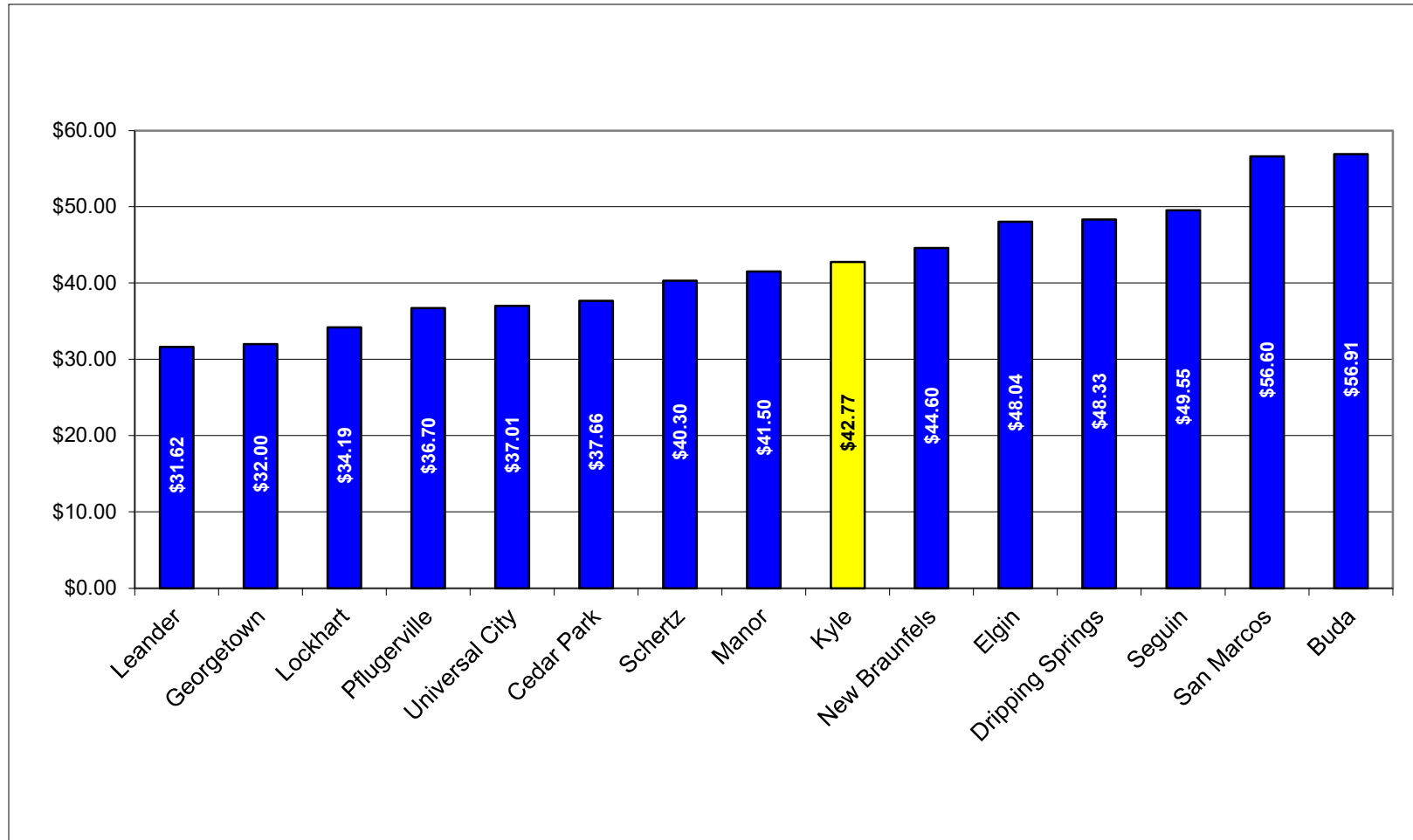


Wastewater Utility Fund - Budget Highlights Proposed Budget Fiscal Year 2020-2021

- **Wastewater Treatment Plant Expansion Project Underway**
 - Construction of 9 MGD headworks and 1.5 MGD treatment train started in 2020
 - Adding chemical feeder pumps to treat 6 MGD
 - Permit renewal for 4.5 MGD
 - Permit for 9 MGD by 2023
 - Next expansion planned in 2024-2025
- **2-Year Plan for Wastewater Service Rate Increase for WWTP Expansion Under Construction**
 - \$29.0 million in new debt issued in June 2020 for current expansion project
 - 10.0% system-wide rate increase implemented in FY 2019
 - 10.0% system-wide rate increase proposed in FY 2021
 - Future rate increase is contingent on final project costs, increase in operating costs, system growth, etc.



Comparison of Average Monthly Residential Bill - WASTEWATER





Proposed Budget Fiscal Year 2020-2021

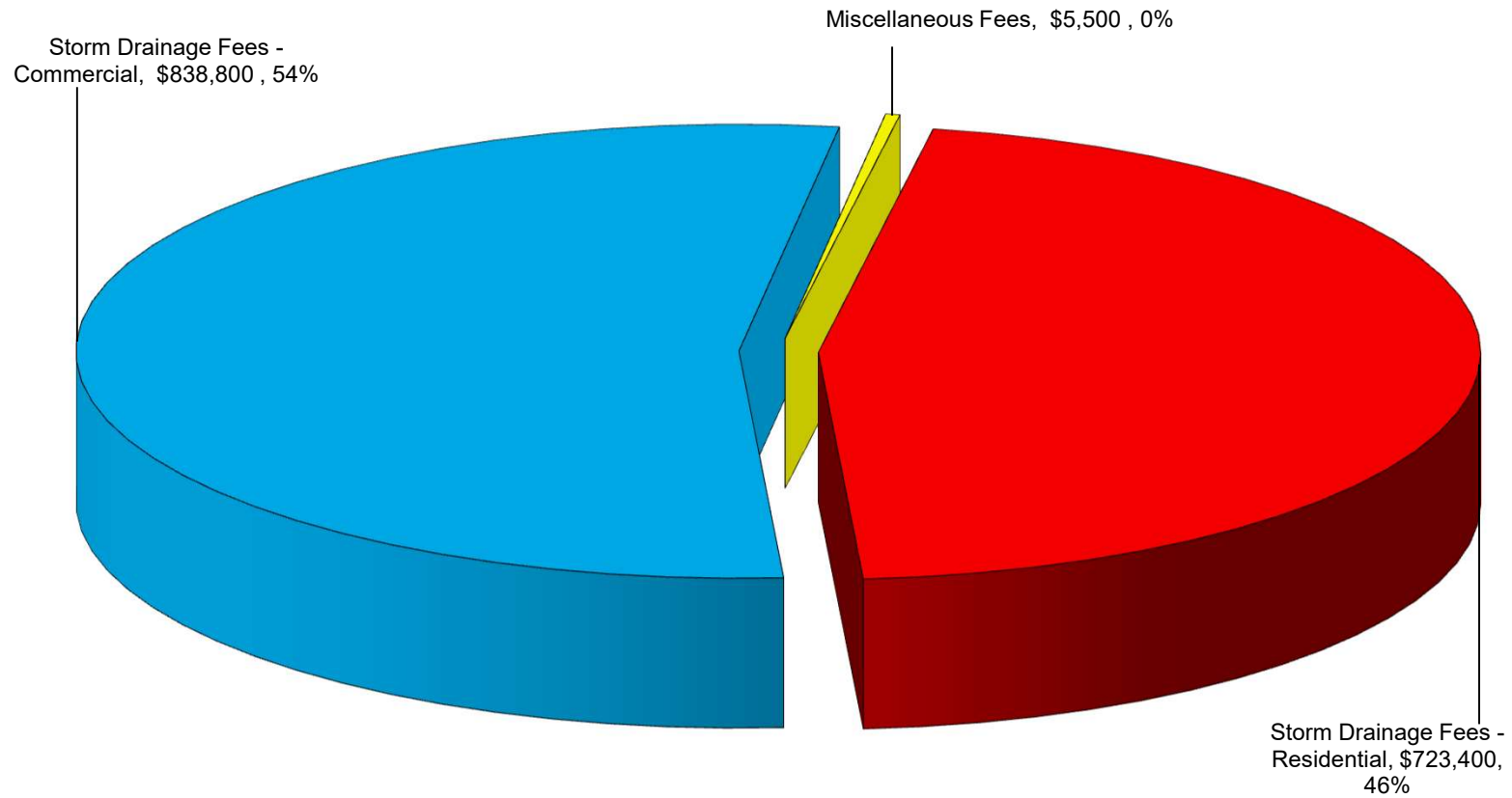
STORM DRAINAGE UTILITY FUND

Budget Summary & Highlights



Storm Drainage Utility Fund

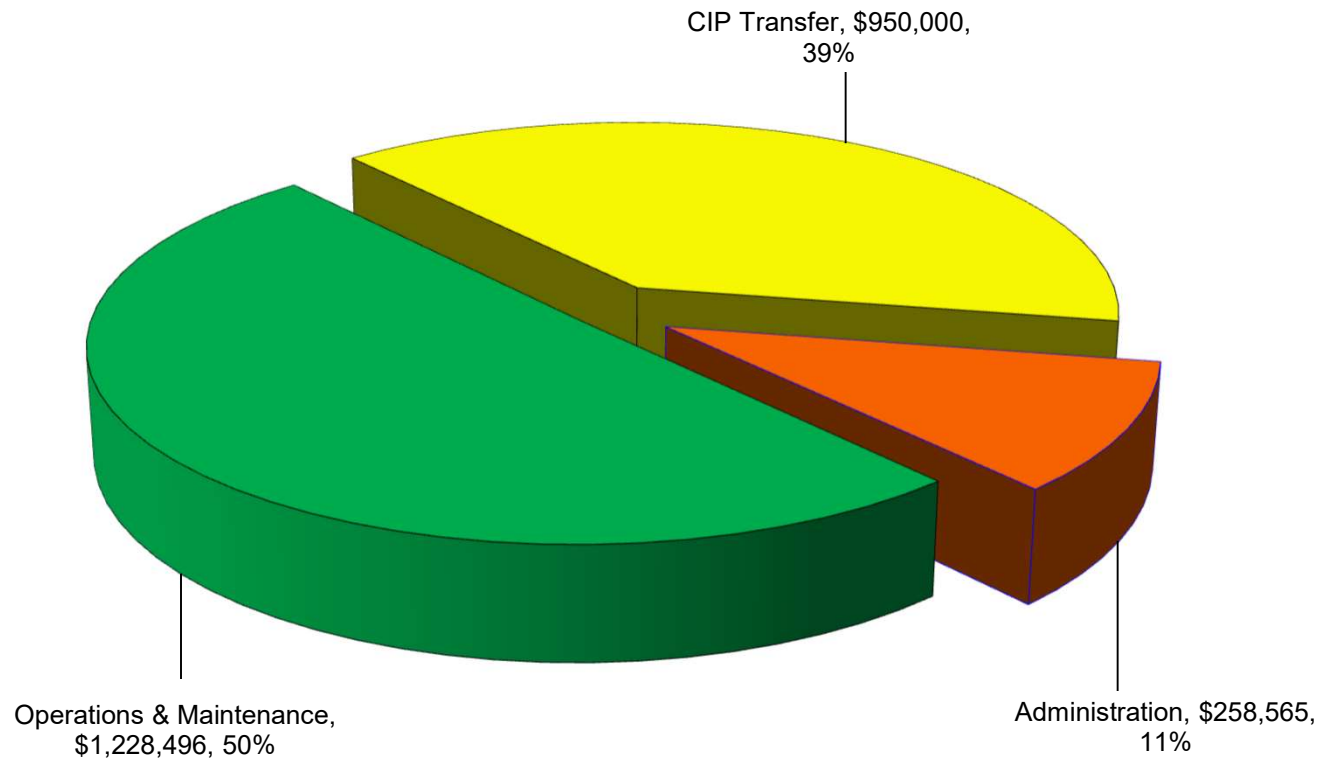
Sources of Funds: Total \$1.9 Million
Proposed Budget Fiscal Year 2020-2021





Storm Drainage Utility Fund

Uses of Funds: Total \$2.4 Million
Proposed Budget Fiscal Year 2020-2021





Storm Drainage Utility Fund - Budget Highlights Proposed Budget Fiscal Year 2020-2021

- No change in storm drainage fee
- \$2.4 million in total expenditures and transfers-out for FY 2021
- \$950,282 net increase in total expenditures and transfers-out
- \$950,000 planned for CIP spending in FY 2021
 - \$450,000 for Scott/Sledge streets drainage improvements
 - \$500,000 for priority drainage projects from Masterplan
- \$229,802 for 3.5 new positions
 - 0.5 FTE for Superintendent position
 - 1 FTE for R-O-W Foreman position
 - 2 FTE for Litter Abatement Technician positions
- \$129,000 for new equipment
 - 15-ft. bat wing mower (1)
 - 8-ft. bat wing mower (1)
 - Zero turn mower (1)
 - Various other equipment
- No merit pay funded for any civilian City employee



Proposed Budget Fiscal Year 2020-2021

CAPITAL IMPROVEMENTS PROGRAM (CIP)

Spending Plan for FY 2020-2021



Capital Improvements Program (CIP) Proposed Budget Fiscal Year 2020-2021 Total: \$76.7 Million

\$76,730,000 for capital improvement projects is provided in the proposed spending plan for FY 2020-2021 and includes the following projects:

Project Name/Description	FY 2021 Spending Plan	Department	Funding Source
Street Microsurfacing	\$500,000	Public Works/Eng.	General Fund
Sidewalk Maintenance	\$50,000	Public Works	General Fund
Beautification Corridor & Citywide Projects	\$250,000	City Manager	General Fund
Quiet Zone Design/Construction	\$250,000	Public Works/Eng.	General Fund
Windy Hill Road (Indian PB to Purple Martin)	\$1,650,000	Public Works/Eng.	General Fund
Windy Hill Road (Cherrywood to IH 35)	\$500,000	Public Works/Eng.	General Fund
Old Post Road	\$850,000	Public Works/Eng.	General Fund
Downtown Mixed-Use Building	\$1,200,000	City Manager	General Fund
Downtown Park Redevelopment (City Square)	\$1,300,000	City Manager	General Fund
Center Street/Stagecoach Road	\$1,500,000	Public Works/Eng.	General Fund



Capital Improvements Program (CIP) Proposed Budget Fiscal Year 2020-2021 Total: \$76.7 Million

Project Name/Description	FY 2021 Spending Plan	Department	Funding Source
Bunton Road (Lehman Rd to PEC Substation)	\$500,000	Public Works/Eng.	General Fund
Goforth Road (PEC Substation to Bebee Rd)	\$1,250,000	Public Works/Eng.	General Fund
Uptown – Central Park	\$3,648,250	City Manager	General Fund/TIRZ #2
Uptown – Cultural Trails	\$1,826,750	City Manager	General Fund/TIRZ #2
Uptown – Heroes Memorial	\$4,500,000	City Manager	Gen Fund/TDS/KM Settlement
Storm Drainage Priority Projects (Master Plan)	\$500,000	Public Works/Eng.	Storm Drainage Utility Fund
Scott/Sledge Street Storm Drainage Imp.	\$450,000	Public Works/Eng.	Storm Drainage Utility Fund
Park Improvement – Fajita Fields	\$875,000	Parks	Park Development Fund
Park Improvement – Public Pool	\$215,000	Parks	Park Development Fund
Park Improvement – Playgrounds	\$20,000	Parks	Park Development Fund
Park Improvement – Irrigation Systems	\$25,000	Parks	Park Development Fund
Park Improvement – City Christmas Tree (\$30,000 paid in FY 2020)	\$25,000	Parks	Park Development Fund



Capital Improvements Program (CIP) Proposed Budget Fiscal Year 2020-2021 Total: \$76.7 Million

Project Name/Description	FY 2021 Spending Plan	Department	Funding Source
Park Improvement – Masonwood	\$35,000	Parks	Park Development Fund
Park Improvement – Steeplechase	\$35,000	Parks	Park Development Fund
Park Improvement – Bunton Creek Park & Trails	\$25,000	Parks	Park Development Fund
Park Improvement – Plum Creek Trail (Spring Branch Section)	\$450,000	Parks	Park Development Fund
Waterline Upgrades & Replacements	\$500,000	Public Works/Eng.	Water Utility Fund
Anthem Water Tank (City's Contribution)	\$1,500,000	Public Works/Eng.	Water Utility Fund
Anthem Waterline (16" to FM 2770 & Kohler's)	\$650,000	Public Works/Eng.	Water Utility Fund
Water Tank Rehabilitation Program	\$500,000	Public Works/Eng.	Water Utility Fund
FM 1626 Pump Station Imp (1.0 MG 2 nd Tank)	\$2,000,000	Public Works/Eng.	Water Utility Fund
Plum Creek Golf Course Reclaimed Waterline	\$1,600,000	Public Works/Eng.	Water Utility Fund
Wastewater Line Upgrades & Replacements	\$500,000	Public Works/Eng.	Wastewater Utility Fund
Wastewater Improvements – Edwards Drive	\$200,000	Public Works/Eng.	Wastewater Utility Fund



Capital Improvements Program (CIP) Proposed Budget Fiscal Year 2020-2021 Total: \$76.7 Million

Project Name/Description	FY 2021 Spending Plan	Department	Funding Source
Southside Wastewater Collection System	\$1,000,000	Engineering	Wastewater Utility Fund
Bunton Creek WW Interceptor Ph 3.1	\$1,900,000	Engineering	Wastewater Utility Fund
Bunton Creek WW Interceptor Ph 3.2 (Alsco)	\$50,000	Engineering	Wastewater Utility Fund
Elliott Branch WW Interceptor Ph 1	\$4,000,000	Engineering	Wastewater Utility Fund
Center Street Village WW Improvements	\$600,000	Engineering	Wastewater Utility Fund
Plum Creek Golf Course WW Interceptor	\$3,800,000	Engineering	Wastewater Utility Fund
North Trails WW Interceptor (Upgrade to 36")	\$2,700,000	Engineering	Wastewater Utility Fund
Indian Paintbrush Lift Station Improvements	\$1,800,000	Engineering	Wastewater Utility Fund
Lehman Road	\$250,000	Engineering	2013 Road Bond Fund
North Burleson Street	\$250,000	Engineering	2013 Road Bond Fund
Public Safety Center	\$15,000,000	Police	TBD GO Bond Fund
WWTP Expansion 3.0 to 4.5 MGD	\$15,500,000	Engineering	2020 WWTP Bond Fund
TOTAL CIP SPENDING FOR FY 2020-2021:	\$76,700,000		



Debt Position Proposed Budget Fiscal Year 2020-2021

ALL OUTSTANDING DEBT (PRINCIPAL ONLY)

Summary & Highlights



Current Debt Position Proposed Budget Fiscal Year 2020-2021

- \$98.2 million total amount of debt outstanding (principal only) on October 1, 2020
- \$9.8 million provided for debt service payments due in FY 2020-2021
 - Does not include debt service for \$35.0 million debt issuance planned for Kyle Public Safety Center
- Annual reduction in outstanding debt balance (principal only)
 - \$90.5 million on October 1, 2016
 - \$85.6 million on October 1, 2017
 - \$80.5 million on October 1, 2018
 - \$75.3 million on October 1, 2019
 - \$98.2 million on October 1, 2020 (Increase for WWTP)
- Does not include \$35.0 million in new debt planned for the Kyle Public Safety Center
- Does not include \$36.7 million in debt issued by ARWA for City's share of capital expenditures
 - \$36.7 million bond debt already issued for Kyle
 - \$45.2 million additional bond debt planned for Kyle in November 2020 & 2021



All Other City Funds Proposed Budget Fiscal Year 2020-2021

ALL OTHER CITY FUNDS

Budget Summary & Highlights



All Other City Funds: Total \$85.9 Million Proposed Budget Fiscal Year 2020-2021

- \$85,881,486 in total expenditures for all other 43 City Funds
- Examples of Other City Funds include:
 - Debt Service Fund \$ 7,985,166
 - TIRZ #1 Debt Service \$ 1,847,620
 - TIRZ #2 Fund \$ 5,530,000
 - Heroes Memorial Fund \$ 4,500,000
 - Park Development Fund \$ 1,705,000
 - Hotel Occupancy Tax Fund \$ 25,000
 - Road Bond CIP Fund \$ 500,000
 - Storm Drainage CIP Fund \$ 950,000
 - General Fund CIP \$ 9,800,000
 - WWTP Bond Fund \$15,500,000
 - Public Safety Center Bond Fund \$15,000,000
 - Water CIP Fund \$ 300,000
 - Water Impact Fee Fund \$ 5,175,000
 - Wastewater CIP Fund \$ 700,000
 - Wastewater Impact Fee Fund \$15,850,000
- A complete listing of all other City Funds and expenditure details are provided in the budget document



Proposed Budget Fiscal Year 2020-2021

Budget Information Available

- Proposed budget for fiscal year 2020-2021 is posted online and available on the City's website
 - www.cityofkyle.com
- Copies of the City's proposed budget for fiscal year 2020-2021 will also be available for review and inspection at:
 - City Hall
 - Public Library



Next Steps – Budget Process Proposed Budget Fiscal Year 2020-2021

KEY DATES - BUDGET REVIEW & ADOPTION

- June 13, 2020 Council Budget Worksession #1:
Department Proposals, Forecasts, & Council Priorities
- July 17, 2020 Line Item Detail Budget, New Positions, New Equipment
& CIP Spending Plan Sent to City Council for Review
- August 1, 2020 Council Budget Worksession #2:
Budget Presentation & Discussion by City Council
- August 18, 2020 Council Budget Worksession #3:
Public Hearing, Discussion, & 1st Reading of Ordinance
for Budget & Property Tax Rates
- August 25, 2020 Council Budget Worksession #4:
Public Hearing, Discussion, & 2nd Reading of Ordinance
for Budget & Property Tax Rates

CITY OF KYLE, TEXAS

PROPOSED
BUDGET



FISCAL YEAR
2020-2021



CITY OF KYLE, TEXAS

PROPOSED BUDGET



FISCAL YEAR
2020-2021





City Council Budget Workshop

August 01, 2020

Table of Contents

	<u>Page</u>
1. All City Funds Summary	1 – 8
2. General Fund Summary & Line Item Detail	9 – 69
3. Water Utility Fund Summary & Line Item Detail	70 – 82
4. Wastewater Utility Fund Summary & Line Item Detail	83 – 97
5. Drainage Utility Fund Summary & Line Item Detail	98 – 103
6. All Other Fund Summaries	104 – 154
7. New Positions Proposed	155
8. New Non-CIP Capital	156 – 158
9. Capital Improvements Plan	159 – 177
10. Fee Schedule – Rates, Fees & Charges	178 – 199



All City Funds Summary

Proposed by City Manager

Fiscal Year 2020-2021

City Council Budget Workshop

August 01, 2020

City of Kyle, Texas
SUMMARY OF PROPOSED BUDGET
For Fiscal Year 2020-2021

Version: Proposed FY 2020-2021 Budget
As of Date: 7/17/2020

	<u>General Fund 1100</u>	<u>Water Utility Fund 3100</u>	<u>Wastewater Utility Fund 3110</u>	<u>Storm Drainage Utility Fund 3120</u>	<u>General Fund CIP Projects 1110</u>	<u>Plum Creek PH II 1130</u>
Beginning Balance	\$ 13,396,912	\$ 10,101,778	\$ 2,930,237	\$ 1,036,130	\$ 8,845,911	\$ 18,100
Revenue	\$ 32,853,797	\$ 13,538,500	\$ 8,489,000	\$ 1,567,700	\$ -	\$ 15,000
Transfers-in	4,463,064	-	-	351,500	5,200,000	-
Total Revenue & Transfers-in:	<u>\$ 37,316,861</u>	<u>\$ 13,538,500</u>	<u>\$ 8,489,000</u>	<u>\$ 1,919,200</u>	<u>\$ 5,200,000</u>	<u>\$ 15,000</u>
Expenditures	\$ 30,055,268	\$ 12,358,188	\$ 4,412,531	\$ 1,487,061	\$ 9,800,000	\$ -
Transfers-Out	8,940,623	7,759,301	4,862,414	950,000	3,250,000	-
Total Expenditures & Transfers-Out:	<u>\$ 38,995,891</u>	<u>\$ 20,117,490</u>	<u>\$ 9,274,946</u>	<u>\$ 2,437,061</u>	<u>\$ 13,050,000</u>	<u>\$ -</u>
Revenue in Excess of Expenditures	<u>\$ (1,679,030)</u>	<u>\$ (6,578,990)</u>	<u>\$ (785,946)</u>	<u>\$ (517,861)</u>	<u>\$ (7,850,000)</u>	<u>\$ 15,000</u>
Estimated Ending Balance:	<u><u>\$ 11,717,882</u></u>	<u><u>\$ 3,522,788</u></u>	<u><u>\$ 2,144,291</u></u>	<u><u>\$ 518,269</u></u>	<u><u>\$ 995,911</u></u>	<u><u>\$ 33,100</u></u>

City of Kyle, Texas
SUMMARY OF PROPOSED BUDGET
For Fiscal Year 2020-2021

Version: Proposed FY 2020-2021 Budget
As of Date: 7/17/2020

	Street Improvement Fund 1150	Transportation Fund 1270	Police Forfeiture Fund 1310	Police Sp. Revenue Fund 1320	Hotel Occupancy Fund 1350	Court Sp. Revenue Technology Fund 1400
Beginning Balance	\$ 1,131,906	\$ 1,500,000	\$ 18,529	\$ 19,673	\$ 243,240	\$ (2,605)
Revenue	\$ 315,000	\$ -	\$ 15,000	\$ 3,500	\$ 225,000	\$ 15,500
Transfers-in	-	1,500,000	-	-	-	-
Total Revenue & Transfers-in:	\$ 315,000	\$ 1,500,000	\$ 15,000	\$ 3,500	\$ 225,000	\$ 15,500
Expenditures	\$ -	\$ -	\$ 25,000	\$ 5,000	\$ 25,000	\$ 7,500
Transfers-Out	-	-	-	-	234,064	-
Total Expenditures & Transfers-Out:	\$ -	\$ -	\$ 25,000	\$ 5,000	\$ 259,064	\$ 7,500
Revenue in Excess of Expenditures	\$ 315,000	\$ 1,500,000	\$ (10,000)	\$ (1,500)	\$ (34,064)	\$ 8,000
Estimated Ending Balance:	\$ 1,446,906	\$ 3,000,000	\$ 8,529	\$ 18,173	\$ 209,176	\$ 5,395

City of Kyle, Texas
SUMMARY OF PROPOSED BUDGET
For Fiscal Year 2020-2021

Version: Proposed FY 2020-2021 Budget
As of Date: 7/17/2020

	Court Sp. Revenue Security 1410	Court Sp. Revenue Judicial Training 1420	Court Sp. Revenue Child Safety 1430	Debt Service Fund 1510	TIRZ Debt Service Fund 1520	TIRZ #2 Fund 1530
Beginning Balance	\$ 2,860	\$ 31,422	\$ 25,694	\$ 398,985	\$ 57,799	\$ (378,857)
Revenue	\$ 15,000	\$ 2,000	\$ 500	\$ 6,975,550	\$ 675,000	\$ 298,500
Transfers-in	13,000	-	-	1,951,216	1,132,620	6,505,423
Total Revenue & Transfers-in:	\$ 28,000	\$ 2,000	\$ 500	\$ 8,926,766	\$ 1,807,620	\$ 6,803,923
Expenditures	\$ -	\$ 1,500	\$ -	\$ 7,985,166	\$ 1,847,620	\$ 5,530,000
Transfers-Out	30,500	13,000	-	1,272,420	-	-
Total Expenditures & Transfers-Out:	\$ 30,500	\$ 14,500	\$ -	\$ 9,257,586	\$ 1,847,620	\$ 5,530,000
Revenue in Excess of Expenditures	\$ (2,500)	\$ (12,500)	\$ 500	\$ (330,820)	\$ (40,000)	\$ 1,273,923
Estimated Ending Balance:	\$ 360	\$ 18,922	\$ 26,194	\$ 68,165	\$ 17,799	\$ 895,066

City of Kyle, Texas
SUMMARY OF PROPOSED BUDGET
For Fiscal Year 2020-2021

Version: Proposed FY 2020-2021 Budget
As of Date: 7/17/2020

	Heroes Memorial Fund 1531	Park Development Fund 1720	2008 CO Bond Fund 1840	2013 GO Bond Fund 1880	2014 Tax Notes 1900	2015 GO Bond Fund 1920
Beginning Balance	\$ 250,000	\$ 1,602,972	\$ 1,391,720	\$ -	\$ -	\$ 518,012
Revenue	\$ -	\$ 750,000	\$ -	\$ -	\$ -	\$ -
Transfers-in	4,250,000	47,323	-	-	-	-
Total Revenue & Transfers-in:	\$ 4,250,000	\$ 797,323	\$ -	\$ -	\$ -	\$ -
Expenditures	\$ 4,500,000	\$ 1,705,000	\$ -	\$ -	\$ -	\$ 500,000
Transfers-Out	-	-	-	-	-	-
Total Expenditures & Transfers- Out:	\$ 4,500,000	\$ 1,705,000	\$ -	\$ -	\$ -	\$ 500,000
Revenue in Excess of Expenditures	\$ (250,000)	\$ (907,677)	\$ -	\$ -	\$ -	\$ (500,000)
Estimated Ending Balance:	\$ -	\$ 695,295	\$ 1,391,720	\$ -	\$ -	\$ 18,012

City of Kyle, Texas
SUMMARY OF PROPOSED BUDGET
For Fiscal Year 2020-2021

Version: Proposed FY 2020-2021 Budget
As of Date: 7/17/2020

	2020 GO Bond Fund 1950	2021 GO Bond Fund 1951	Water CIP Fund 3310	Water Impact Fee Fund 3320	Wastewater CIP Fund 3410	Wastewater Impact Fee Fund 3420
Beginning Balance	\$ 43,792,002	\$ -	\$ 2,618,921	\$ 7,927,197	\$ 5,343,676	\$ 10,161,284
Revenue	\$ -	\$ 15,000,000	\$ -	\$ 1,500,000	\$ -	\$ 2,000,000
Transfers-in	-	-	3,000,000	-	2,500,000	4,249,149
Total Revenue & Transfers-in:	\$ -	\$ 15,000,000	\$ 3,000,000	\$ 1,500,000	\$ 2,500,000	\$ 6,249,149
Expenditures	\$ 15,500,000	\$ 15,000,000	\$ 300,000	\$ 5,175,000	\$ 700,000	\$ 15,850,000
Transfers-Out	8,500,000	-	-	-	-	-
Total Expenditures & Transfers-Out:	\$ 24,000,000	\$ 15,000,000	\$ 300,000	\$ 5,175,000	\$ 700,000	\$ 15,850,000
Revenue in Excess of Expenditures	\$ (24,000,000)	\$ -	\$ 2,700,000	\$ (3,675,000)	\$ 1,800,000	\$ (9,600,851)
Estimated Ending Balance:	\$ 19,792,002	\$ -	\$ 5,318,921	\$ 4,252,197	\$ 7,143,676	\$ 560,433

City of Kyle, Texas
SUMMARY OF PROPOSED BUDGET
For Fiscal Year 2020-2021

Version: Proposed FY 2020-2021 Budget
As of Date: 7/17/2020

	Storm Drainage CIP Fund 3510	Train Depot Renovation Donation 4120	Victims Coordinator Grant 4140	ICAC Grant Fund 4180	Juvenile Justice Grant Fund 4190	Library Grant Fund 4200
Beginning Balance	\$ -	\$ 1,507	\$ -	\$ -	\$ -	\$ 6,657
Revenue	\$ -	\$ -	\$ -	\$ 3,700	\$ -	\$ -
Transfers-in	950,000	-	-	-	-	-
Total Revenue & Transfers-in:	\$ 950,000	\$ -	\$ -	\$ 3,700	\$ -	\$ -
Expenditures	\$ 950,000	\$ -	\$ -	\$ 3,700	\$ -	\$ 2,500
Transfers-Out	-	-	-	-	-	-
Total Expenditures & Transfers-Out:	\$ 950,000	\$ -	\$ -	\$ 3,700	\$ -	\$ 2,500
Revenue in Excess of Expenditures	\$ -	\$ -	\$ -	\$ -	\$ -	\$ (2,500)
Estimated Ending Balance:	\$ -	\$ 1,507	\$ -	\$ -	\$ -	\$ 4,157

City of Kyle, Texas
SUMMARY OF PROPOSED BUDGET
For Fiscal Year 2020-2021

Version: Proposed FY 2020-2021 Budget
As of Date: 7/17/2020

	Hockey Rink Donations Fund 4230	Texas Capital Infrastructure Grant Fund 4300	WWTP LID Grant Fund 4310	Coronavirus Relief Fund 4400	Public Educational & Government 4500	OPEB Liability Fund 8100
Beginning Balance	\$ 47,323	\$ 410,149	\$ 3,092	\$ 5,000	\$ 139,613	\$ -
Revenue	\$ -	\$ -	\$ 123,000	\$ -	\$ 70,000	\$ -
Transfers-in	-	-	-	-	-	156,500
Total Revenue & Transfers-in:	\$ -	\$ -	\$ 123,000	\$ -	\$ 70,000	\$ 156,500
Expenditures	\$ -	\$ -	\$ 123,000	\$ 5,000	\$ 70,000	\$ 200,000
Transfers-Out	47,323	410,149	-	-	-	-
Total Expenditures & Transfers- Out:	\$ 47,323	\$ 410,149	\$ 123,000	\$ 5,000	\$ 70,000	\$ 200,000
Revenue in Excess of Expenditures	\$ (47,323)	\$ (410,149)	\$ -	\$ (5,000)	\$ -	\$ (43,500)
Estimated Ending Balance:	\$ (0)	\$ (0)	\$ 3,092	\$ -	\$ 139,613	\$ (43,500)

City of Kyle, Texas
SUMMARY OF PROPOSED BUDGET
For Fiscal Year 2020-2021

Version: Proposed FY 2020-2021 Budget
As of Date: 7/17/2020

	Bunton Creek PID 8200	6 Creeks PID 8210	SW Kyle PID #1 8220	Plum Creek North PID 8225	KAYAC Fund 8300	Total Fund Balance
Beginning Balance	\$ 0	\$ 14,295	\$ 30,840	\$ 32,154	\$ 3,890	\$ 113,678,017
Revenue	\$ 58,000	\$ 5,000	\$ 5,000	\$ -	\$ 2,500	\$ 84,521,747
Transfers-in	-	-	-	-	-	36,269,795
Total Revenue & Transfers-in:	\$ 58,000	\$ 5,000	\$ 5,000	\$ -	\$ 2,500	\$ 120,791,542
Expenditures	\$ 58,000	\$ 5,000	\$ 5,000	\$ -	\$ 2,500	\$ 134,194,534
Transfers-Out	-	-	-	-	-	36,269,795
Total Expenditures & Transfers- Out:	\$ 58,000	\$ 5,000	\$ 5,000	\$ -	\$ 2,500	\$ 170,464,329
Revenue in Excess of Expenditures	\$ -	\$ -	\$ -	\$ -	\$ -	\$ (49,672,787)
Estimated Ending Balance:	\$ 0	\$ 14,295	\$ 30,840	\$ 32,154	\$ 3,890	\$ 64,005,231



General Fund Summary & Line Item Detail

Proposed by City Manager
Fiscal Year 2020-2021

City Council Budget Workshop

August 01, 2020

**City of Kyle, Texas
FY 2020-2021 Proposed Budget: Summary
GENERAL FUND (1100)**

	Actual 2017-18	Actual 2018-19	Approved Budget 2019-20	Year to Date w/Encumbrance 6/30/2020	Current Year Estimate 2019-20	Proposed Budget 2020-21	Supplemental Budget 2020-21	Department Proposed Budget 2020-21	Proposed \$ Increase(Decrease) From FY 2019-20 Approved Budget	Proposed % Increase(Decrease) From FY 2019-20 Approved Budget
BEGINNING FUND BALANCE	\$ 13,012,661	\$ 18,237,998	\$ 13,186,482	\$ 13,186,482	\$ 13,186,482	\$ 13,396,912		\$ 13,396,912		
REVENUE										
General Revenue										
1 Property Taxes	\$ 6,934,890	\$ 8,720,717	\$ 10,065,000	\$ 10,483,573	\$ 10,483,573	\$ 11,215,700	\$ -	\$ 11,215,700	\$ 1,150,700	11.43%
2 Sales Taxes	7,955,612	8,885,937	9,455,800	7,061,110	9,393,851	9,910,500	-	9,910,500	454,700	4.81%
3 Other Taxes	80,399	92,439	106,500	73,918	98,558	100,000	-	100,000	(6,500)	-6.10%
4 Gross Receipts & Franchise Fees	2,377,349	2,342,762	2,262,000	1,092,710	2,156,986	2,547,500	-	2,547,500	285,500	12.62%
5 Charges for Services	3,293,491	3,518,123	3,654,900	2,586,780	3,449,040	3,645,747	-	3,645,747	(9,153)	-0.25%
6 Fines and Forfeitures	577,786	671,888	530,000	457,152	493,530	585,000	-	585,000	55,000	10.38%
7 Licenses, Fees and Permits	10,831	8,983	8,500	3,055	4,074	8,500	-	8,500	-	0.00%
8 Library Revenue	71,237	59,178	69,500	28,521	38,028	54,000	-	54,000	(15,500)	-22.30%
9 Special Events	146,821	91,872	151,100	1,331	1,467	151,100	(48,000)	103,100	(48,000)	-31.77%
10 Police Department Revenue	9,235	10,565	10,400	4,632	6,025	11,900	-	11,900	1,500	14.42%
11 Interest and Other	2,104,480	2,555,201	1,607,500	878,274	1,169,405	1,610,500	-	1,610,500	3,000	0.19%
Total General Revenue:	\$ 23,562,131	\$ 26,957,665	\$ 27,921,200	\$ 22,671,057	\$ 27,294,537	\$ 29,840,447	\$ (48,000)	\$ 29,792,447	\$ 1,871,247	6.70%
Community Development Revenue										
12 Construction Inspection	\$ 1,441,669	\$ 1,377,667	\$ 1,430,500	\$ 1,801,837	\$ 2,396,796	\$ 1,932,500	\$ -	\$ 1,932,500	\$ 502,000	35.09%
13 Land Use Planning & Review	1,300,605	559,865	878,350	810,605	871,074	874,350	-	874,350	(4,000)	-0.46%
Total Community Development Revenue:	\$ 2,742,274	\$ 1,937,531	\$ 2,308,850	\$ 2,612,442	\$ 3,267,870	\$ 2,806,850	\$ -	\$ 2,806,850	\$ 498,000	21.57%
Recreation Programs Revenue										
14 Recreation Program	\$ 107,316	\$ 126,399	\$ 162,500	\$ 19,278	\$ 19,278	\$ 162,500	\$ -	\$ 162,500	\$ -	0.00%
15 Recreation Special Events	54,226	40,704	37,750	18,541	18,541	39,000	-	39,000	1,250	3.31%
16 Swimming Pool	56,115	50,939	53,500	300	300	53,000	-	53,000	(500)	-0.93%
Total Recreation Programs Revenue:	\$ 217,657	\$ 218,042	\$ 253,750	\$ 38,119	\$ 38,119	\$ 254,500	\$ -	\$ 254,500	\$ 750	0.30%
TOTAL REVENUE	\$ 26,522,061	\$ 29,113,238	\$ 30,483,800	\$ 25,321,618	\$ 30,600,527	\$ 32,901,797	\$ (48,000)	\$ 32,853,797	\$ 2,369,997	7.77%
Transfers In:										
17 Transfer In - Water Operating	\$ 650,000	\$ 650,000	\$ 650,000	\$ 487,500	\$ 650,000	\$ 650,000	\$ -	\$ 650,000	\$ -	0.00%
18 Transfer In - Wastewater Operating	-	-	650,000	487,500	650,000	650,000	-	650,000	-	0.00%
19 Transfer In - Court Security	20,000	-	30,500	22,875	30,500	30,500	-	30,500	-	0.00%
20 Transfer In - 2010 CO Bond Fund	-	-	-	-	-	-	-	-	-	0.00%
21 Transfer In - Water Reuse Feasibility	-	-	-	-	-	-	-	-	-	0.00%
22 Transfer In - Hotel Occupancy Fund	-	311,576	221,714	161,035	221,714	234,064	-	234,064	12,351	5.57%
23 Transfer In - Emergency Reserve Fund	-	-	-	-	-	-	-	-	-	0.00%
24 Transfer In - Library Bldg Donation	-	-	-	-	-	-	-	-	-	0.00%
25 Transfer In - Court Technology	25,005	22,860	22,800	17,100	22,800	-	-	(22,800)	-	-100.00%
26 Transfer In - Court Judicial Training	-	-	-	-	-	-	-	-	-	0.00%
27 Transfer In - 2014 Tax Notes Fund	93,106	-	-	-	-	-	-	-	-	0.00%
28 Transfer In - Transportation Fund	-	-	9,398	7,049	9,398	-	-	-	(9,398)	-100.00%
29 Transfer In - Victims Coordinator Fund	-	-	13,511	10,133	13,511	-	-	-	(13,511)	-100.00%
30 Transfer In - Bunton Creek PID Fund	-	2,070	-	8,221	8,221	-	-	-	-	0.00%
31 Transfer In - GF/CIP	-	-	-	-	-	2,898,500	-	2,898,500	2,898,500	0.00%
Total Transfer In:	\$ 788,111	\$ 986,506	\$ 1,597,923	\$ 1,201,413	\$ 1,606,144	\$ 4,463,064	\$ -	\$ 4,463,064	\$ 2,865,141	179.30%
TOTAL REVENUE AND TRANSFERS IN:	\$ 27,310,174	\$ 30,099,744	\$ 32,081,723	\$ 26,523,031	\$ 32,206,671	\$ 37,364,861	\$ (48,000)	\$ 37,316,861	\$ 5,235,138	16.32%

	Actual 2017-18	Actual 2018-19	Approved Budget 2019-20	Year to Date w/Encumbrance 6/30/2020	Current Year Estimate 2019-20	Proposed Budget 2020-21	Supplemental Budget 2020-21	Department Proposed Budget 2020-21	Proposed \$ Increase(Decrease) From FY 2019-20 Approved Budget	Proposed % Increase(Decrease) From FY 2019-20 Approved Budget	
EXPENDITURES											
Administration											
1	Mayord and Council	\$ 45,127	\$ 38,666	\$ 199,177	\$ 132,077	\$ 181,468	\$ 192,177	\$ -	\$ 192,177	\$ (7,000)	-3.51%
2	Office of the City Manager	481,259	693,547	550,987	497,214	682,484	566,898	49,500	616,398	65,411	11.87%
3	Office of the City Secretary	-	-	-	-	-	187,539	43,145	230,684	230,684	0.00%
4	Human Resources	273,582	288,178	318,816	201,294	301,242	56,785	381,766	62,950	19.74%	
	Total Administration:	\$ 799,968	\$ 1,020,391	\$ 1,068,980	\$ 830,585	\$ 1,165,195	\$ 1,271,595	\$ 149,430	\$ 1,421,025	\$ 352,045	32.93%
Chief of Staff											
5	Office of Chief of Staff	\$ 280,007	\$ 319,233	\$ 223,830	\$ 140,068	\$ 186,729	\$ -	\$ -	\$ (223,830)		-100.00%
6	Special Events	211,163	268,109	244,168	75,684	213,903	228,702	137,600	366,302	122,134	50.02%
7	Facilities Maintenance & Operations	579,540	770,174	1,112,235	416,960	840,187	857,381	(133,608)	723,773	(388,462)	-34.93%
	Total Administration:	\$ 1,070,711	\$ 1,357,516	\$ 1,580,233	\$ 632,712	\$ 1,240,819	\$ 1,086,083	\$ 3,992	\$ 1,090,075	\$ (490,158)	-31.02%
8	Communications	\$ -	\$ -	\$ 221,059	\$ 79,932	\$ 126,930	\$ 221,574	\$ 40,398	\$ 261,972	\$ 40,913	18.51%
9	Information Technology	\$ 889,391	\$ 702,128	\$ 797,493	\$ 486,080	\$ 775,586	\$ 807,666	\$ 17,000	\$ 824,666	27,173	3.41%
Community Development											
10	Building Inspection	\$ 718,007	\$ 724,708	\$ 945,877	\$ 721,972	\$ 981,525	\$ 953,847	\$ 122,300	\$ 1,076,147	\$ 130,270	13.77%
11	Planning	411,794	429,001	685,608	366,368	480,547	523,016	11,640	534,656	(150,952)	-22.02%
12	Economic Development	274,075	276,646	377,124	216,241	332,637	378,596	(32,495)	346,101	(31,023)	-8.23%
	Total Community Development	\$ 1,403,877	\$ 1,430,355	\$ 2,008,609	\$ 1,304,581	\$ 1,794,709	\$ 1,855,459	\$ 101,445	\$ 1,956,904	\$ (51,705)	-2.57%
Financial Services											
13	Budget & Accounting	\$ 889,000	\$ 923,577	\$ 1,096,508	\$ 786,196	\$ 1,040,030	\$ 1,102,657	\$ (15,903)	\$ 1,086,754	\$ (9,754)	-0.89%
14	Municipal Court	565,872	214,709	401,703	281,154	344,973	411,087	(21,150)	389,937	(11,766)	-2.93%
	Total Financial Services:	\$ 1,454,872	\$ 1,138,286	\$ 1,498,211	\$ 1,067,350	\$ 1,385,002	\$ 1,513,744	\$ (37,053)	\$ 1,476,691	\$ (21,520)	-1.44%
Parks and Recreation											
15	Administration	\$ 245,397	\$ 262,145	\$ 275,909	\$ 206,142	\$ 280,923	\$ 263,203	\$ (5,556)	\$ 257,647	\$ (18,262)	-6.62%
16	Recreation Programs	405,415	376,494	477,142	223,954	438,069	474,190	(15,445)	458,745	(18,397)	-3.86%
17	Aquatic Program	101,200	112,655	109,958	24,472	99,279	109,958	(400)	109,558	(400)	-0.36%
18	Parks Maintenance & Operations	863,321	962,846	1,117,957	752,328	1,079,144	1,062,324	263,882	1,326,206	208,249	18.63%
	Total Parks and Recreation:	\$ 1,615,333	\$ 1,714,141	\$ 1,980,966	\$ 1,206,896	\$ 1,897,415	\$ 1,909,675	\$ 242,481	\$ 2,152,156	\$ 171,190	8.64%
19	Public Library	\$ 737,317	\$ 742,790	\$ 861,173	\$ 598,965	\$ 816,793	\$ 808,296	\$ (15,225)	\$ 793,071	\$ (68,102)	-7.91%
Police Department											
20	Police Operations	\$ 5,463,462	\$ 6,204,454	\$ 7,052,925	\$ 5,302,245	\$ 6,959,980	\$ 7,285,788	\$ 748,697	\$ 8,034,485	\$ 981,560	13.92%
21	Police Support Services	841,409	952,140	1,499,106	750,135	1,033,377	1,488,205	169,789	1,657,994	158,888	10.60%
	Total Police Department:	\$ 6,304,871	\$ 7,156,595	\$ 8,552,031	\$ 6,052,380	\$ 7,993,357	\$ 8,773,993	\$ 918,486	\$ 9,692,479	\$ 1,140,448	13.34%
22	Emergency Medical Services (Contract)	\$ 63,405	\$ -	\$ -	\$ -	\$ -	\$ -	\$ -	\$ -	\$ -	0.00%
Council Initiated Programs											
23	Community Health Support	\$ -	\$ -	\$ -	\$ -	\$ -	\$ -	\$ -	\$ -	\$ -	0.00%
24	1st Year On Us Program	-	-	20,000	-	20,000	-	-	(20,000)		-100.00%
25	Downtown High Density Development Study	-	-	-	-	-	-	-	-	-	0.00%
26	Public Transportation Program (Lyft)	-	-	85,000	3,750	85,000	85,000	65,000	150,000	65,000	76.47%
27	Veteran's Memorial	-	-	10,000	-	10,000	-	-	(10,000)		-100.00%
	Total Council Initiated Programs	\$ -	\$ -	\$ 115,000	\$ 3,750	\$ 115,000	\$ 85,000	\$ 65,000	\$ 150,000	\$ 35,000	30.43%
28	Kyle Fire Department	\$ 21,622	\$ 28,966	\$ -	\$ -	\$ -	\$ -	\$ -	\$ -	\$ -	0.00%
Public Works											
29	Street Maintenance	\$ 1,765,070	\$ 1,682,930	\$ 2,772,637	\$ 1,365,571	\$ 2,462,052	\$ 1,168,633	\$ 19,320	\$ 1,187,953	\$ (1,584,684)	-57.15%
30	Street Construction	-	-	-	-	-	1,165,377	2,758,908	3,924,285	3,924,285	0.00%
31	Solid Waste Services (Contract)	2,929,509	2,659,553	3,135,391	2,084,933	3,017,987	3,113,041	-	3,113,041	(22,350)	-0.71%
	Total Public Works:	\$ 4,694,579	\$ 4,342,482	\$ 5,908,028	\$ 3,450,504	\$ 5,480,038	\$ 5,447,052	\$ 2,778,228	\$ 8,225,279	\$ 2,317,251	39.22%
32	Engineering	\$ 210,680	\$ 219,472	\$ 329,784	\$ 206,084	\$ 313,319	\$ 345,873	\$ 101,377	\$ 447,250	\$ 117,466	35.62%
	Departmental Total:	\$ 19,266,624	\$ 19,853,123	\$ 24,921,567	\$ 15,919,820	\$ 23,104,164	\$ 24,126,009	\$ 4,365,559	\$ 28,491,568	\$ 3,570,001	14.32%

	Actual 2017-18	Actual 2018-19	Approved Budget 2019-20	Year to Date w/Encumbrance 6/30/2020	Current Year Estimate 2019-20	Proposed Budget 2020-21	Supplemental Budget 2020-21	Department Proposed Budget 2020-21	Proposed \$ Increase(Decrease) From FY 2019-20 Approved Budget	Proposed % Increase(Decrease) From FY 2019-20 Approved Budget
Non Departmental										
33 Pay Parity (Civil Service)	\$ -	\$ -	\$ -	\$ -	\$ -	\$ -	\$ -	\$ -	\$ -	0.00%
34 Pay Parity (Non-Civil Service)	-	-	150,000	-	150,000	150,000	-	150,000	-	0.00%
35 Vacation Leave - Accrual	-	-	-	-	-	-	-	-	-	0.00%
36 Sick Leave - Accrual	-	-	-	-	-	-	-	-	-	0.00%
37 Workers Compensation	107,886	149,303	130,000	117,654	130,000	150,000	-	150,000	20,000	15.38%
38 State Unemployment Taxes	26,855	4,370	10,000	-	10,000	10,000	-	10,000	-	0.00%
39 Health Insurance Adjustment	17,434	466	5,000	(5,936)	5,000	5,000	-	5,000	-	0.00%
40 Tuition Reimbursement	-	-	10,000	-	10,000	10,000	-	10,000	-	0.00%
Legal Services	-	-	-	-	101,157	-	-	-	-	0.00%
41 Insurance & Bonds	143,079	178,339	195,000	210,687	210,687	231,800	-	231,800	36,800	18.87%
42 Seton 380 Developer Agrmnt	452,112	463,596	475,000	360,580	480,773	490,000	-	490,000	15,000	3.16%
43 DDR DB 380 Developer Agrmnt	383,707	409,353	400,000	251,185	410,000	431,900	-	431,900	31,900	7.98%
44 Nomoland 380 Developer Agrmnt	33,980	341	-	-	-	-	-	-	-	0.00%
45 RR HPI Developer Agrmnt	23,346	26,423	55,000	65,006	65,006	85,000	-	85,000	30,000	54.55%
46 RSI - Economic Dev Incentive	-	-	-	-	-	-	-	-	-	0.00%
Total Non Departmental	\$ 1,188,398	\$ 1,232,192	\$ 1,430,000	\$ 999,177	\$ 1,572,623	\$ 1,563,700	\$ -	\$ 1,563,700	\$ 133,700	9.35%
TOTAL EXPENDITURES:	\$ 20,455,022	\$ 21,085,315	\$ 26,351,567	\$ 16,918,997	\$ 24,676,787	\$ 25,689,709	\$ 4,365,559	\$ 30,055,268	\$ 3,703,701	14.05%
TRANSFERS OUT:										
47 Interfund Transfers Out	\$ -	\$ -	\$ -	\$ -	\$ -	\$ -	\$ -	\$ -	\$ -	0.00%
48 Transfer Out - CIP	-	-	-	-	-	-	-	-	-	0.00%
49 Transfer Out - OPEB Fund	125,000	125,000	125,000	93,750	125,000	125,000	-	125,000	-	0.00%
50 Transfer Out - Transportation Fund	-	-	1,500,000	1,125,000	1,500,000	1,500,000	-	1,500,000	-	0.00%
51 Transfer Out - Economic Dev Fund	-	-	-	-	-	-	-	-	-	0.00%
52 Transfer Out - Demolition Fund	-	-	-	-	-	-	-	-	-	0.00%
53 Transfer Out - Emergency Reserve Fund	-	-	-	-	-	-	-	-	-	0.00%
54 Transfer Out - Grant Fund	-	-	-	-	-	-	-	-	-	0.00%
55 Transfer Out - Victims Coordinator Match	24,225	-	-	-	-	-	-	-	-	0.00%
56 Transfer Out - Mental Health Match	-	-	-	-	-	-	-	-	-	0.00%
57 Transfer Out - Juvenile Justice Match	35,092	-	-	-	-	-	-	-	-	0.00%
58 Transfer Out - Train Depot Donation	-	-	-	-	-	-	-	-	-	0.00%
59 Transfer Out - Computer/Equipment Replacement	-	-	-	-	-	-	-	-	-	0.00%
60 Transfer Out - Fleet Replacement	-	-	-	-	-	-	-	-	-	0.00%
61 Transfer Out - Facility Maintenance	-	-	-	-	-	-	-	-	-	0.00%
62 Transfer Out - 2015 GO Bond Fund	-	-	-	-	-	-	-	-	-	0.00%
63 Transfer Out - 2019 CO Bond Fund	-	5,000,000	-	-	-	-	-	-	-	0.00%
64 Transfer Out - G/F CIP Projects	1,445,498	6,575,000	4,617,169	2,787,877	4,617,169	2,700,000	-	2,700,000	(1,917,169)	-41.52%
65 Transfer Out - G/F CIP (Downtown Mixed-Use Bldg & City)	-	-	-	-	-	-	2,500,000	2,500,000	2,500,000	0.00%
65 Transfer Out - Water Utility Fund	-	-	991,622	743,717	991,622	-	-	-	-	0.00%
66 Transfer Out - Park Development Fund	-	-	-	-	-	-	-	-	-	0.00%
67 Transfer Out - TIRZ #2	-	-	85,663	64,247	85,663	365,623	-	365,623	279,960	326.82%
68 Transfer Out - Heroes Memorial Fund	-	-	-	-	-	-	1,750,000	1,750,000	1,750,000	0.00%
TOTAL TRANSFERS OUT:	\$ 1,629,815	\$ 11,700,000	\$ 7,319,454	\$ 4,814,591	\$ 7,319,454	\$ 4,690,623	\$ 4,250,000	\$ 8,940,623	\$ 2,612,791	35.70%
TOTAL EXPENDITURES & TRANSFERS OUT	\$ 22,084,837	\$ 32,785,315	\$ 33,671,021	\$ 21,733,587	\$ 31,996,241	\$ 30,380,332	\$ 8,615,559	\$ 38,995,891	\$ 6,316,492	18.76%
TOTAL REVENUE & TRANSFERS-IN IN EXCESS (DEFICIT) OVER EXPENDITURES	\$ 5,225,337	\$ (2,685,571)	\$ (1,589,298)	\$ 4,789,444	\$ 210,429	\$ 6,984,529	\$ (8,663,559)	\$ (1,679,030)		
AUDIT ADJUSTMENT		\$ (2,365,945)								
ESTIMATED ENDING FUND BALANCE	\$ 18,237,998	\$ 13,186,482	\$ 11,597,184	\$ 17,975,926	\$ 13,396,912	\$ 20,381,440		\$ 11,717,882		

City of Kyle, Texas
FY 2020-2021 Proposed Budget: Line Item Detail
GENERAL FUND (1100)

	<u>Actual 2017-18</u>	<u>Actual 2018-19</u>	<u>Approved Budget 2019-20</u>	<u>Year to Date w/Encumbrance 6/30/2020</u>	<u>Current Year Estimate 2019-20</u>	<u>Proposed Budget 2020-21</u>	<u>Supplemental Budget 2020-21</u>	<u>Department Proposed Budget 2020-21</u>	<u>Proposed \$ Increase(Decrease) From FY 2019-20 Approved Budget</u>	<u>Proposed % Increase(Decrease) From FY 2019-20 Approved Budget</u>
REVENUE:										
GENERAL REVENUE										
Line No.	Property Taxes									
1	\$ 6,866,554	\$ 8,619,216	\$ 10,000,000	\$ 10,404,011	\$ 10,404,011	\$ 11,130,700	\$ -	\$ 11,130,700	\$ 1,130,700	11.31%
2	17,622	27,438	20,000	24,273	24,273	25,000	-	25,000	5,000	25.00%
3	26,597	43,991	25,000	31,463	31,463	35,000	-	35,000	10,000	40.00%
4	24,117	30,073	20,000	23,826	23,826	25,000	-	25,000	5,000	25.00%
	<u>\$ 6,934,890</u>	<u>\$ 8,720,717</u>	<u>\$ 10,065,000</u>	<u>\$ 10,483,573</u>	<u>\$ 10,483,573</u>	<u>\$ 11,215,700</u>	<u>\$ -</u>	<u>\$ 11,215,700</u>	<u>\$ 1,150,700</u>	<u>11.43%</u>
	Sales and Use Tax									
5	\$ 5,305,543	\$ 5,926,920	\$ 6,303,900	\$ 4,709,761	\$ 6,262,600	\$ 6,607,000	\$ -	\$ 6,607,000	\$ 303,100	4.81%
6	2,650,069	2,959,017	3,151,900	2,351,350	3,131,251	3,303,500	-	3,303,500	151,600	4.81%
	<u>\$ 7,955,612</u>	<u>\$ 8,885,937</u>	<u>\$ 9,455,800</u>	<u>\$ 7,061,110</u>	<u>\$ 9,393,851</u>	<u>\$ 9,910,500</u>	<u>\$ -</u>	<u>\$ 9,910,500</u>	<u>\$ 454,700</u>	<u>4.81%</u>
	Other Taxes									
7	\$ 31,156	\$ 40,705	\$ 50,000	\$ 33,680	\$ 44,907	\$ 50,000	\$ -	\$ 50,000	\$ -	0.00%
8	37,096	51,733	50,000	40,238	53,651	50,000	-	50,000	-	0.00%
9	12,147	-	6,500	-	-	-	-	-	(6,500)	-100.00%
	<u>\$ 80,399</u>	<u>\$ 92,439</u>	<u>\$ 106,500</u>	<u>\$ 73,918</u>	<u>\$ 98,558</u>	<u>\$ 100,000</u>	<u>\$ -</u>	<u>\$ 100,000</u>	<u>\$ (6,500)</u>	<u>-6.10%</u>
	<u>\$ 14,970,901</u>	<u>\$ 17,699,093</u>	<u>\$ 19,627,300</u>	<u>\$ 17,618,602</u>	<u>\$ 19,975,982</u>	<u>\$ 21,226,200</u>	<u>\$ -</u>	<u>\$ 21,226,200</u>	<u>\$ 1,598,900</u>	<u>8.15%</u>
	Gross Receipts & Franchise Fees									
10	\$ 1,427,119	\$ 1,351,994	\$ 1,200,000	\$ 328,078	\$ 1,200,000	\$ 1,500,000	\$ -	\$ 1,500,000	\$ 300,000	25.00%
11	98,685	116,688	100,000	119,514	119,514	120,000	-	120,000	20,000	20.00%
12	376,456	361,178	350,000	278,803	350,000	365,000	-	365,000	15,000	4.29%
13	2,360	2,360	2,000	2,212	2,000	2,500	-	2,500	500	25.00%
14	-	-	-	-	-	-	-	-	-	0.00%
15	3,261	4,196	5,000	1,328	1,770	5,000	-	5,000	-	0.00%
16	45,681	36,696	150,000	18,981	25,308	50,000	-	50,000	(100,000)	-66.67%
17	8,458	15,742	5,000	5,729	7,639	5,000	-	5,000	-	0.00%
18	279,488	326,851	300,000	240,128	320,171	350,000	-	350,000	50,000	16.67%
19	135,842	127,056	150,000	97,937	130,583	150,000	-	150,000	-	0.00%
	<u>\$ 2,377,349</u>	<u>\$ 2,342,762</u>	<u>\$ 2,262,000</u>	<u>\$ 1,092,710</u>	<u>\$ 2,156,986</u>	<u>\$ 2,547,500</u>	<u>\$ -</u>	<u>\$ 2,547,500</u>	<u>\$ 285,500</u>	<u>12.62%</u>
	Charges for Services									
20	\$ 2,798,488	\$ 3,009,447	\$ 3,163,400	\$ 2,249,152	\$ 2,998,870	\$ 3,140,747	\$ -	\$ 3,140,747	\$ (22,653)	-0.72%
21	-	-	-	-	-	-	-	-	-	0.00%
22	80,242	81,841	80,000	37,539	50,051	80,000	-	80,000	-	0.00%
23	26,342	28,119	25,000	7,337	9,783	25,000	-	25,000	-	0.00%
24	2,772	2,134	3,000	7,099	9,465	5,000	-	5,000	2,000	66.67%
25	-	-	-	-	-	-	-	-	-	0.00%
26	12	-	-	-	-	-	-	-	-	0.00%
27	352,533	363,643	353,500	267,137	356,183	365,000	-	365,000	11,500	3.25%
28	33,102	32,939	30,000	18,517	24,689	30,000	-	30,000	-	0.00%
	<u>\$ 3,293,491</u>	<u>\$ 3,518,123</u>	<u>\$ 3,654,900</u>	<u>\$ 2,586,780</u>	<u>\$ 3,449,040</u>	<u>\$ 3,645,747</u>	<u>\$ -</u>	<u>\$ 3,645,747</u>	<u>\$ (9,153)</u>	<u>-0.25%</u>
	Fines and Forfeitures									
29	\$ 429,898	\$ 489,643	\$ 400,000	\$ 419,410	\$ 450,000	\$ 450,000	\$ -	\$ 450,000	\$ 50,000	12.50%
30	139,978	172,093	125,000	31,345	35,000	125,000	-	125,000	-	0.00%
31	-	-	-	-	-	-	-	-	-	0.00%
32	-	-	-	-	-	-	-	-	-	0.00%
33	-	-	-	-	-	-	-	-	-	0.00%
34	7,910	10,152	5,000	6,398	8,530	10,000	-	10,000	5,000	100.00%
	<u>\$ 577,786</u>	<u>\$ 671,888</u>	<u>\$ 530,000</u>	<u>\$ 457,152</u>	<u>\$ 493,530</u>	<u>\$ 585,000</u>	<u>\$ -</u>	<u>\$ 585,000</u>	<u>\$ 55,000</u>	<u>10.38%</u>

	Actual 2017-18	Actual 2018-19	Approved Budget 2019-20	Year to Date w/Encumbrance 6/30/2020	Current Year Estimate 2019-20	Proposed Budget 2020-21	Supplemental Budget 2020-21	Department Proposed Budget 2020-21	Proposed \$ Increase(Decrease) From FY 2019-20 Approved Budget	Proposed % Increase(Decrease) From FY 2019-20 Approved Budget
Licenses, Fees and Permits										
35 Animal Control Revenue	\$ 7,601	\$ 4,750	\$ 5,000	\$ 2,015	\$ 2,686	\$ 5,000	\$ -	\$ 5,000	\$ -	0.00%
36 Solicitor Permits	1,873	2,254	1,000	286	381	1,000	-	1,000	-	0.00%
37 Misc. Public Safety Charges	-	-	-	-	-	-	-	-	-	0.00%
38 Alcohol Permits	-	-	-	-	-	-	-	-	-	0.00%
39 Food Vendor Permits	1,332	1,979	2,500	755	1,007	2,500	-	2,500	-	0.00%
40 Film & Misc Permits	25	-	-	-	-	-	-	-	-	0.00%
41 Small Cell Node Network	-	-	-	-	-	-	-	-	-	0.00%
Total Licenses, Fees and Permits	\$ 10,831	\$ 8,983	\$ 8,500	\$ 3,055	\$ 4,074	\$ 8,500	\$ -	\$ 8,500	\$ -	0.00%
Library Revenue										
42 Library Cards	\$ -	\$ -	\$ -	\$ -	\$ -	\$ -	\$ -	\$ -	\$ -	0.00%
43 Copier/Fax Fees	18,443	17,203	20,000	6,468	8,623	15,000	-	15,000	(5,000)	-25.00%
44 Library General Revenue	1,577	1,101	2,500	632	843	1,500	-	1,500	(1,000)	-40.00%
45 Inter-Library Lending Fee	757	1,390	1,000	1,066	1,421	1,500	-	1,500	500	50.00%
46 Fines & Forfeitures	14,133	7,097	15,000	2,348	3,130	5,000	-	5,000	(10,000)	-66.67%
47 Electronic Pmt Processing Fee	1,327	1,136	1,000	507	677	1,000	-	1,000	-	0.00%
48 Cash Over/(Short)	-	-	-	-	-	-	-	-	-	0.00%
49 Hays County Support	35,000	31,250	30,000	17,500	23,333	30,000	-	30,000	-	0.00%
50 Library Misc. Grants	-	-	-	-	-	-	-	-	-	0.00%
Total Library Revenue	\$ 71,237	\$ 59,178	\$ 69,500	\$ 28,521	\$ 38,028	\$ 54,000	\$ -	\$ 54,000	\$ (15,500)	-22.30%
Special Events										
51 Kyle Fair & Music Festival	\$ -	\$ -	\$ -	\$ -	\$ -	\$ -	\$ -	\$ -	\$ -	0.00%
52 Kyle Field Day	4,780	-	-	-	-	-	-	-	-	0.00%
53 Kyle Hogwash	-	-	-	-	-	-	-	-	-	0.00%
54 Hops & Jalapenos	-	-	-	-	-	-	-	-	-	0.00%
55 Special Events	-	-	-	-	-	-	-	-	-	0.00%
56 Pie in the Sky	137,189	89,418	150,000	920	920	150,000	(48,000)	102,000	(48,000)	-32.00%
57 Kyle Fajita Festival	-	-	-	-	-	-	-	-	-	0.00%
58 ShopKyle	4,752	2,307	1,000	408	544	1,000	-	1,000	-	0.00%
59 Electronic Pmt Processing Fee	100	148	100	3	3	100	-	100	-	0.00%
Total Special Events Revenue	\$ 146,821	\$ 91,872	\$ 151,100	\$ 1,331	\$ 1,467	\$ 151,100	\$ (48,000)	\$ 103,100	\$ (48,000)	-31.77%
Police Department Revenue										
60 Police Dept Revenue	\$ 8,843	\$ 8,940	\$ 10,000	\$ 4,027	\$ 5,369	\$ 10,000	\$ -	\$ 10,000	\$ -	0.00%
61 Law Enforcement Training	-	1,200	-	450	450	1,500	-	1,500	1,500	0.00%
62 Electronic Pmt Processing Fee	393	425	400	155	207	400	-	400	-	0.00%
Total Police Department Revenue	\$ 9,236	\$ 10,565	\$ 10,400	\$ 4,632	\$ 6,026	\$ 11,900	\$ -	\$ 11,900	\$ 1,500	14.42%

	Actual 2017-18	Actual 2018-19	Approved Budget 2019-20	Year to Date w/Encumbrance 6/30/2020	Current Year Estimate 2019-20	Proposed Budget 2020-21	Supplemental Budget 2020-21	Department Proposed Budget 2020-21	Proposed \$ Increase(Decrease) From FY 2019-20 Approved Budget	Proposed % Increase(Decrease) From FY 2019-20 Approved Budget
Interest and Other										
63 Misc Grants - Federal	\$ 4,857	\$ -	\$ -	\$ 2,881	\$ 2,881	\$ 3,000	\$ -	\$ 3,000	\$ 3,000	0.00%
64 Loan Star Grant	-	-	-	-	-	-	-	-	-	0.00%
65 Misc Grants - State	-	-	-	-	-	-	-	-	-	0.00%
66 CAPCOG	2,000	2,000	2,000	2,000	2,000	2,000	-	2,000	-	0.00%
67 Investment Income	1,082,584	2,165,430	1,200,000	818,188	1,090,917	1,200,000	-	1,200,000	-	0.00%
68 Lease - Land	5,040	7,130	5,000	4,925	6,567	5,000	-	5,000	-	0.00%
69 Lease - Buildings	27,140	-	-	-	-	-	-	-	-	0.00%
70 Lease - Equipment	-	-	-	-	-	-	-	-	-	0.00%
71 Sell - Land	-	-	-	-	-	-	-	-	-	0.00%
72 Sell - Buildings	-	-	-	-	-	-	-	-	-	0.00%
73 Sell - Assets	-	-	-	-	-	-	-	-	-	0.00%
74 Contingency Gain/Loss	480,000	-	-	-	-	-	-	-	-	0.00%
75 Refunds and Reimbursement	468,144	371,262	400,000	50,123	66,830	400,000	-	400,000	-	0.00%
76 Refunds	-	-	-	-	-	-	-	-	-	0.00%
77 Refunds & Reimb - FEMA	-	-	-	-	-	-	-	-	-	0.00%
78 Election Services/Recount Fees	-	-	-	-	-	-	-	-	-	0.00%
79 Street Closure	315	630	500	158	210	500	-	500	-	0.00%
80 Donations - Unrestricted	-	-	-	-	-	-	-	-	-	0.00%
81 Donations - Public Safety	-	-	-	-	-	-	-	-	-	0.00%
82 Donations - Parks	-	-	-	-	-	-	-	-	-	0.00%
83 Donations - Other Restricted	-	-	-	-	-	-	-	-	-	0.00%
84 Library Donation - Thrift Shop	34,400	-	-	-	-	-	-	-	-	0.00%
85 Library Donations/Contribution	-	8,750	-	-	-	-	-	-	-	0.00%
Total Interest and Other	\$ 2,104,480	\$ 2,555,201	\$ 1,607,500	\$ 878,274	\$ 1,169,405	\$ 1,610,500	\$ -	\$ 1,610,500	\$ 3,000	0.19%
TOTAL GENERAL REVENUE	\$ 23,562,132	\$ 26,957,665	\$ 27,921,200	\$ 22,671,057	\$ 27,294,537	\$ 29,840,447	\$ (48,000)	\$ 29,792,447	\$ 1,871,247	6.70%

	Actual 2017-18	Actual 2018-19	Approved Budget 2019-20	Year to Date w/Encumbrance 6/30/2020	Current Year Estimate 2019-20	Proposed Budget 2020-21	Supplemental Budget 2020-21	Department Proposed Budget 2020-21	Proposed \$ Increase(Decrease) From FY 2019-20 Approved Budget	Proposed % Increase(Decrease) From FY 2019-20 Approved Budget	
COMMUNITY DEVELOPMENT REVENUE											
Construction Inspection											
86	Bldg Permit/Inspection Fees	\$ 1,330,198	\$ 1,236,831	\$ 1,300,000	\$ 1,633,312	\$ 2,177,750	\$ 1,800,000	\$ -	\$ 1,800,000	\$ 500,000	38.46%
87	Electrical Permits/Inspections	-	-	-	-	-	-	-	-	-	0.00%
88	Plumbing Permits/Inspections	-	-	-	-	-	-	-	-	-	0.00%
89	Re-Inspections	10,109	9,331	5,000	1,525	2,034	5,000	-	5,000	-	0.00%
90	Fire Permits/Inspection Fees	68,587	98,710	100,000	137,448	183,263	100,000	-	100,000	-	0.00%
91	Pipeline Permit Application Fee	-	-	-	15,000	15,000	-	-	-	-	0.00%
92	Remodeling	-	-	-	-	-	-	-	-	-	0.00%
93	Swimming Pool	-	-	-	-	-	-	-	-	-	0.00%
94	Miscellaneous Building Revenue	2,305	8,026	500	1,959	1,959	2,500	-	2,500	2,000	400.00%
95	Electronic Pmt Processing Fee	13,745	3,899	5,000	66	88	5,000	-	5,000	-	0.00%
	Total Construction Inspection:	\$ 1,424,944	\$ 1,356,797	\$ 1,410,500	\$ 1,789,310	\$ 2,380,094	\$ 1,912,500	\$ -	\$ 1,912,500	\$ 502,000	35.59%
Other Inspection											
96	Sign Permits	\$ 14,637	\$ 19,086	\$ 15,000	\$ 11,453	\$ 15,270	\$ 15,000	\$ -	\$ 15,000	\$ -	0.00%
97	House Moving	-	-	-	-	-	-	-	-	-	0.00%
98	Contractor License	2,087	1,784	5,000	1,074	1,432	5,000	-	5,000	-	0.00%
	Total Other Inspection:	\$ 16,724	\$ 20,869	\$ 20,000	\$ 12,527	\$ 16,702	\$ 20,000	\$ -	\$ 20,000	\$ -	0.00%
Land Use Planning & Review											
99	Construction Review Fee	\$ 454,234	\$ 145,579	\$ 250,000	\$ 222,580	\$ 250,000	\$ 250,000	\$ -	\$ 250,000	\$ -	0.00%
100	Land Use Planning and Review	41,446	56,794	50,000	36,715	48,953	50,000	-	50,000	-	0.00%
101	Plat Fees	72,791	27,936	50,000	46,228	61,638	50,000	-	50,000	-	0.00%
102	Dev. Review Rev. Engineering	-	-	-	-	-	-	-	-	-	0.00%
103	Variance Fee	-	429	-	556	741	1,000	-	1,000	1,000	0.00%
104	Zoning Fees	5,242	10,400	10,000	4,041	5,388	10,000	-	10,000	-	0.00%
105	2% Construction Inspection Fee	684,026	307,041	500,000	497,220	500,000	500,000	-	500,000	-	0.00%
106	Site Filling/Grading Permit	-	-	-	-	-	-	-	-	-	0.00%
107	Conditional Use Permit	1,507	2,245	2,000	634	845	2,000	-	2,000	-	0.00%
108	Map Revenue	-	-	100	-	-	100	-	100	-	0.00%
109	Newspaper Publication Fee	3,610	3,234	5,000	2,283	3,043	5,000	-	5,000	-	0.00%
110	Fire Department Review Fee	10,878	3,150	10,000	350	467	5,000	-	5,000	(5,000)	-50.00%
111	Road Fee	-	-	-	-	-	-	-	-	-	0.00%
112	Voluntary Annexation	850	2,080	-	-	-	-	-	-	-	0.00%
113	Review Fee - TIA	-	-	-	-	-	-	-	-	-	0.00%
114	PID Application Fee	25,000	-	-	-	-	-	-	-	-	0.00%
115	Development Agreement Review Fee	-	-	-	-	-	-	-	-	-	0.00%
116	Sign Notice Fee	1,020	977	1,000	-	-	1,000	-	1,000	-	0.00%
117	Electronic Pmt Processing Fee	-	-	250	-	-	250	-	250	-	0.00%
	Total Land Use Planning & Review:	\$ 1,300,605	\$ 559,865	\$ 878,350	\$ 810,605	\$ 871,074	\$ 874,350	\$ -	\$ 874,350	\$ (4,000)	-0.46%
TOTAL COMMUNITY DEVELOPMENT REVENUE											
		\$ 2,742,274	\$ 1,937,531	\$ 2,308,850	\$ 2,612,442	\$ 3,267,870	\$ 2,806,850	\$ -	\$ 2,806,850	\$ 498,000	21.57%

	Actual 2017-18	Actual 2018-19	Approved Budget 2019-20	Year to Date w/Encumbrance 6/30/2020	Current Year Estimate 2019-20	Proposed Budget 2020-21	Supplemental Budget 2020-21	Department Proposed Budget 2020-21	Proposed \$ Increase(Decrease) From FY 2019-20 Approved Budget	Proposed % Increase(Decrease) From FY 2019-20 Approved Budget
RECREATION PROGRAM REVENUE										
Recreation Program										
118	\$ 890	\$ 581	\$ 500	\$ 77	\$ 77	\$ 500	\$ -	\$ 500	\$ -	0.00%
119	69,826	93,840	100,000	10,544	10,544	100,000	-	100,000	-	0.00%
120	32,376	25,019	50,000	7,312	7,312	50,000	-	50,000	-	0.00%
121	642	250	1,000	-	-	1,000	-	1,000	-	0.00%
122	3,019	6,013	10,000	1,289	1,289	10,000	-	10,000	-	0.00%
123	563	695	1,000	56	56	1,000	-	1,000	-	0.00%
Total Recreation Program:	\$ 107,316	\$ 126,399	\$ 162,500	\$ 19,278	\$ 19,278	\$ 162,500	\$ -	\$ 162,500	\$ -	0.00%
Recreation Special Events										
124	\$ 5,000	\$ 5,000	\$ 5,000	\$ -	\$ -	\$ 5,000	\$ -	\$ 5,000	\$ -	0.00%
125	725	540	1,500	500	500	1,500	-	1,500	-	0.00%
126	2,220	1,299	2,500	2,720	2,720	2,500	-	2,500	-	0.00%
127	755	1,395	350	1,030	1,030	1,500	-	1,500	1,150	328.57%
128	9,260	9,232	6,500	2,655	2,655	6,500	-	6,500	-	0.00%
129	-	3,660	400	35	35	500	-	500	100	25.00%
130	399	375	500	500	500	500	-	500	-	0.00%
131	245	1,119	1,000	-	-	1,000	-	1,000	-	0.00%
132	35,622	18,085	20,000	11,101	11,101	20,000	-	20,000	-	0.00%
Total Recreation Special Events:	\$ 54,226	\$ 40,704	\$ 37,750	\$ 18,541	\$ 18,541	\$ 39,000	\$ -	\$ 39,000	\$ 1,250	3.31%
Swimming Pool										
133	\$ 2,467	\$ 2,029	\$ 2,500	\$ -	\$ -	\$ 2,000	\$ -	\$ 2,000	\$ (500)	-20.00%
134	-	-	-	-	-	-	-	-	-	0.00%
135	12,815	10,435	10,000	-	-	10,000	-	10,000	-	0.00%
136	22,608	16,662	23,500	300	300	23,500	-	23,500	-	0.00%
137	14,005	17,754	15,000	-	-	15,000	-	15,000	-	0.00%
138	4,220	4,060	2,500	-	-	2,500	-	2,500	-	0.00%
Total Swimming Pool	\$ 56,115	\$ 50,939	\$ 53,500	\$ 300	\$ 300	\$ 53,000	\$ -	\$ 53,000	\$ (500)	-0.93%
TOTAL RECREATION PROGRAM REVENUE	\$ 217,657	\$ 218,042	\$ 253,750	\$ 38,119	\$ 38,119	\$ 254,500	\$ -	\$ 254,500	\$ 750	0.30%
Transfer In										
139	\$ -	\$ -	\$ -	\$ -	\$ -	\$ -	\$ -	\$ -	\$ -	0.00%
140	-	-	-	-	-	-	-	-	-	0.00%
141	-	-	-	-	-	-	-	-	-	0.00%
142	-	-	-	-	-	-	-	-	-	0.00%
143	650,000	650,000	650,000	487,500	650,000	650,000	-	650,000	-	0.00%
144	-	-	650,000	487,500	650,000	650,000	-	650,000	-	0.00%
145	20,000	-	30,500	22,875	30,500	30,500	-	30,500	-	0.00%
146	-	-	-	-	-	-	-	-	-	0.00%
147	-	-	-	-	-	-	-	-	-	0.00%
148	-	-	-	-	-	-	-	-	-	0.00%
149	-	311,576	221,714	161,035	221,714	234,064	-	234,064	12,351	5.57%
150	-	-	-	-	-	-	-	-	-	0.00%
151	-	-	-	-	-	-	-	-	-	0.00%
152	25,005	22,860	22,800	17,100	22,800	-	-	-	(22,800)	-100.00%
153	-	-	-	-	-	-	-	-	-	0.00%
154	93,106	-	-	-	-	-	-	-	-	0.00%
155	-	-	9,398	7,049	9,398	-	-	-	(9,398)	-100.00%
156	-	-	13,511	10,133	13,511	-	-	-	(13,511)	-100.00%
157	-	2,070	-	8,221	8,221	-	-	-	-	0.00%
158	-	-	-	-	-	2,898,500	-	2,898,500	2,898,500	0.00%
Total Transfer In	\$ 788,111	\$ 986,506	\$ 1,597,923	\$ 1,201,413	\$ 1,606,144	\$ 4,463,064	\$ -	\$ 4,463,064	\$ 2,865,141	179.30%
TOTAL REVENUE AND TRANSFERS IN:	\$ 27,310,174	\$ 30,099,744	\$ 32,081,723	\$ 26,523,031	\$ 32,206,671	\$ 37,364,861	\$ (48,000)	\$ 37,316,861	\$ 5,235,138	16.32%

		Actual 2017-18	Actual 2018-19	Approved Budget 2019-20	Year to Date w/Encumbrance 6/30/2020	Current Year Estimate 2019-20	Proposed Budget 2020-21	Supplemental Budget 2020-21	Department Proposed Budget 2020-21	Proposed \$ Increase(Decrease) From FY 2019-20 Approved Budget	Proposed % Increase(Decrease) From FY 2019-20 Approved Budget
EXPENDITURES:											
Line No. MAYOR & COUNCIL											
1	Regular Part Time Wages	\$ -	\$ -	\$ -	\$ -	\$ -	\$ -	\$ -	\$ -	\$ -	0.00%
2	Temporary/Seasonal Wages	6,000	8,650	87,600	57,391	78,535	87,600	-	87,600	-	0.00%
3	FICA/Social Security	459	662	6,701	3,794	5,058	6,701	-	6,701	-	0.00%
4	Workers Compensation	-	-	-	-	-	-	-	-	-	0.00%
5	State Unemployment Taxes	-	-	88	-	-	88	-	88	-	0.00%
1. Personnel		\$ 6,459	\$ 9,312	\$ 94,389	\$ 61,185	\$ 83,593	\$ 94,389	\$ -	\$ 94,389	\$ -	0.00%
6	Travel - City Council	\$ 15,040	\$ 14,609	\$ 36,000	\$ 28,971	\$ 36,000	\$ 36,000	\$ -	\$ 36,000	\$ -	0.00%
7	Travel - P & Z Commission	-	-	25,788	6,548	8,730	25,788	-	25,788	-	0.00%
8	Travel - Employee Recruitment	-	-	-	-	-	-	-	-	-	0.00%
9	Travel - Training & Conferences	1,877	-	-	-	-	-	-	-	-	0.00%
10	Mileage - Reimbursement	-	-	-	-	-	-	-	-	-	0.00%
11	Travel - Tolls & Parking	-	-	-	-	-	-	-	-	-	0.00%
12	Memberships and Dues	5,610	2,210	2,750	-	2,750	2,750	-	2,750	-	0.00%
13	Subscription and Books	-	-	250	-	-	250	-	250	-	0.00%
14	Wireless Data Services	-	-	-	153	204	-	-	-	-	0.00%
15	Legal Services	8,993	3,789	10,000	3,759	10,000	10,000	-	10,000	-	0.00%
16	Engineering Services	-	-	-	-	-	-	-	-	-	0.00%
17	Insurance & Bonds	-	-	-	-	-	-	-	-	-	0.00%
18	Advertising	-	-	4,000	1,771	2,361	4,000	-	4,000	-	0.00%
19	Election Services	-	-	-	-	-	-	-	-	-	0.00%
20	Financial Consulting Services	-	-	-	-	-	-	-	-	-	0.00%
21	Other Contract Services	-	-	-	-	-	-	-	-	-	0.00%
22	IT Software/System Fees	-	-	-	-	-	-	-	-	-	0.00%
23	Services - KAYAC	4,910	5,787	17,000	19,812	26,417	10,000	-	10,000	(7,000)	-41.18%
24	COVID-19	-	-	-	140	186	-	-	-	-	0.00%
25	Contrib to Civic Prog	-	-	-	-	-	-	-	-	-	0.00%
2. Contractual Services		\$ 36,430	\$ 26,395	\$ 95,788	\$ 61,153	\$ 86,649	\$ 88,788	\$ -	\$ 88,788	\$ (7,000)	-7.31%
26	General Office Supplies	\$ 800	\$ 711	\$ 1,500	\$ 482	\$ 643	\$ 1,500	\$ -	\$ 1,500	\$ -	0.00%
27	Postage	-	-	-	-	-	-	-	-	-	0.00%
28	City Sponsored Event Supplies	-	503	-	-	-	-	-	-	-	0.00%
29	Election Supplies	-	-	-	-	-	-	-	-	-	0.00%
30	Food/Meals	1,439	1,746	4,500	3,173	4,500	4,500	-	4,500	-	0.00%
31	Miscellaneous Supplies	-	-	-	-	-	-	-	-	-	0.00%
32	Computer Hardware	-	-	3,000	6,084	6,084	3,000	-	3,000	-	0.00%
3. Commodities		\$ 2,239	\$ 2,959	\$ 9,000	\$ 9,739	\$ 11,227	\$ 9,000	\$ -	\$ 9,000	\$ -	0.00%
Total Mayor & Council		\$ 45,127	\$ 38,666	\$ 199,177	\$ 132,077	\$ 181,468	\$ 192,177	\$ -	\$ 192,177	\$ (7,000)	-3.51%

	Actual 2017-18	Actual 2018-19	Approved Budget 2019-20	Year to Date w/Encumbrance 6/30/2020	Current Year Estimate 2019-20	Proposed Budget 2020-21	Supplemental Budget 2020-21	Department Proposed Budget 2020-21	Proposed \$ Increase(Decrease) From FY 2019-20 Approved Budget	Proposed % Increase(Decrease) From FY 2019-20 Approved Budget
EXPENDITURES:										
Line No. OFFICE OF THE CITY MANAGER										
1	\$ 226,683	\$ 247,272	\$ 249,942	\$ 201,154	\$ 275,264	\$ 308,416	\$ -	\$ 308,416	\$ 58,474	23.40%
2	-	-	-	-	-	-	-	-	-	0.00%
3	5,294	354	-	1,675	2,292	-	-	-	-	0.00%
4	-	-	-	-	-	-	-	-	-	0.00%
5	8,317	8,638	7,984	7,009	9,591	7,984	-	7,984	-	0.00%
6	8,755	266	-	-	-	-	-	-	-	0.00%
7	3,208	623	-	-	-	-	-	-	-	0.00%
8	-	-	-	-	-	-	-	-	-	0.00%
9	-	-	9,186	-	-	-	-	-	(9,186)	-100.00%
10	1,428	2,145	2,505	2,505	2,505	4,365	-	4,365	1,860	74.25%
11	7,800	7,968	6,000	5,520	7,554	6,000	-	6,000	-	0.00%
12	450	452	450	319	436	450	-	450	-	0.00%
13	-	-	-	-	-	-	-	-	-	0.00%
14	600	613	600	425	581	600	-	600	-	0.00%
15	-	-	-	600	600	-	-	-	-	0.00%
16	16,189	16,623	20,508	14,382	19,681	24,421	-	24,421	3,913	19.08%
17	-	-	-	-	-	-	-	-	-	0.00%
18	-	18	27	459	628	27	-	27	-	0.00%
19	32,734	34,070	33,886	28,020	38,343	41,819	-	41,819	7,933	23.41%
20	2,500	2,510	2,500	4,269	5,842	2,500	-	2,500	-	0.00%
21	18,429	19,812	14,880	18,061	24,715	16,368	-	16,368	1,488	10.00%
22	1,258	1,263	903	1,062	1,454	903	-	903	-	0.00%
23	205	208	205	167	228	251	-	251	46	22.44%
24	1,117	1,142	2,011	949	1,298	2,394	-	2,394	383	19.05%
25	324	344	216	271	371	216	-	216	-	0.00%
26	38	39	34	33	46	34	-	34	-	0.00%
1. Personnel	\$ 335,328	\$ 344,361	\$ 351,837	\$ 286,879	\$ 391,428	\$ 416,748	\$ -	\$ 416,748	\$ 64,911	18.45%
27	\$ -	\$ -	\$ -	\$ -	\$ -	\$ -	\$ -	\$ -	\$ -	0.00%
28	-	-	-	-	-	-	-	-	-	0.00%
29	21,640	21,038	24,380	9,816	24,380	22,880	-	22,880	(1,500)	-6.15%
30	68	436	500	-	-	-	-	-	(500)	-100.00%
31	23	384	150	306	306	150	-	150	-	0.00%
32	-	-	-	-	-	-	-	-	-	0.00%
33	12,928	16,781	14,800	19,250	19,250	14,850	-	14,850	50	0.34%
34	-	45	200	-	200	-	-	-	(200)	-100.00%
35	-	-	-	-	-	-	-	-	-	0.00%
36	-	-	-	-	-	-	-	-	-	0.00%
37	-	-	-	-	-	-	-	-	-	0.00%
38	-	-	-	-	-	-	-	-	-	0.00%
39	-	-	-	-	-	-	-	-	-	0.00%
40	-	-	-	-	-	-	-	-	-	0.00%
41	-	-	-	-	-	-	-	-	-	0.00%
42	-	-	-	-	-	-	-	-	-	0.00%
43	7,711	5,662	-	-	-	-	-	-	-	0.00%
44	605	688	1,000	675	900	1,000	-	1,000	-	0.00%
45	35,382	204,670	50,000	88,813	118,417	50,500	49,500	100,000	50,000	100.00%
46	-	-	-	-	-	-	-	-	-	0.00%
47	-	-	-	2,453	2,453	-	-	-	-	0.00%
48	585	2,267	1,500	2,409	3,212	-	-	-	(1,500)	-100.00%
49	-	-	-	-	-	-	-	-	-	0.00%
50	800	800	1,500	400	533	1,500	-	1,500	-	0.00%
51	-	-	-	-	-	-	-	-	-	0.00%
52	-	6	100	-	-	-	-	-	(100)	-100.00%
53	-	-	-	-	-	-	-	-	-	0.00%
54	2,103	6,574	3,000	2,028	2,703	3,000	-	3,000	-	0.00%
55	-	-	-	368	491	-	-	-	-	0.00%
56	-	-	-	-	-	-	-	-	-	0.00%
57	6,822	19,436	12,000	25,992	25,992	-	-	-	(12,000)	-100.00%
58	-	-	-	-	-	-	-	-	-	0.00%
59	-	-	-	-	-	-	-	-	-	0.00%
60	-	-	-	-	-	-	-	-	-	0.00%
61	-	-	-	-	-	-	-	-	-	0.00%

	Actual 2017-18	Actual 2018-19	Approved Budget 2019-20	Year to Date w/Encumbrance 6/30/2020	Current Year Estimate 2019-20	Proposed Budget 2020-21	Supplemental Budget 2020-21	Department Proposed Budget 2020-21	Proposed \$ Increase(Decrease) From FY 2019-20 Approved Budget	Proposed % Increase(Decrease) From FY 2019-20 Approved Budget
62 Services - Grant FEMA Match	-	-	-	-	-	-	-	-	-	0.00%
63 Other Contract Services	15,442	1,607	-	309	412	-	-	-	-	0.00%
64 IT Software/System Fees	-	15,185	20,520	10,800	20,520	20,520	-	20,520	-	0.00%
65 IT Hosting Services	-	-	-	-	-	-	-	-	-	0.00%
66 Services - Translator	-	-	-	-	-	-	-	-	-	0.00%
67 Services - Code of Ordinances	6,822	7,141	20,000	9,717	12,956	-	-	-	(20,000)	-100.00%
68 Emergency-Flood/Storm	-	-	-	-	-	-	-	-	-	0.00%
69 COVID-19	-	-	-	10,633	14,177	-	-	-	-	0.00%
70 Services - Internship	1,500	1,500	9,000	-	9,000	3,000	-	3,000	(6,000)	-66.67%
71 Reserve Expense for OPEB	-	-	-	-	-	-	-	-	-	0.00%
2. Contractual Services	\$ 112,429	\$ 304,220	\$ 158,650	\$ 183,969	\$ 255,902	\$ 117,400	\$ 49,500	\$ 166,900	\$ 8,250	5.20%
72 Uniforms (Buy)	\$ -	\$ -	\$ -	\$ -	\$ -	\$ -	\$ -	\$ -	\$ -	0.00%
73 General Office Supplies	16,511	19,104	13,500	6,572	8,762	10,250	-	10,250	(3,250)	-24.07%
74 Postage	53	3,566	4,000	1,320	1,760	-	-	-	(4,000)	-100.00%
75 City Sponsored Event Supplies	15,751	20,722	20,000	15,068	20,091	20,000	-	20,000	-	0.00%
76 Election Supplies	-	-	-	-	-	-	-	-	-	0.00%
77 Medical Supplies	-	-	-	1,927	2,570	-	-	-	-	0.00%
78 Training Supplies	-	-	-	-	-	-	-	-	-	0.00%
79 Miscellaneous Occasions Supplies	-	-	-	-	-	-	-	-	-	0.00%
80 Food/Meals	788	930	3,000	1,478	1,971	2,500	-	2,500	(500)	-16.67%
81 Miscellaneous Supplies	-	-	-	-	-	-	-	-	-	0.00%
82 Office Furniture (<\$5K)	-	-	-	-	-	-	-	-	-	0.00%
83 Communication Equipment	-	-	-	-	-	-	-	-	-	0.00%
84 Photographic Equipment	-	-	-	-	-	-	-	-	-	0.00%
85 Computer Hardware	-	-	-	-	-	-	-	-	-	0.00%
86 Computer Software	-	432	-	-	-	-	-	-	-	0.00%
87 Instruments/Apparatus	-	-	-	-	-	-	-	-	-	0.00%
88 General Electronic Equipment	-	-	-	-	-	-	-	-	-	0.00%
89 Other Office Equipment	399	-	-	-	-	-	-	-	-	0.00%
90 Fuel	-	213	-	-	-	-	-	-	-	0.00%
3. Commodities	\$ 33,502	\$ 44,966	\$ 40,500	\$ 26,365	\$ 35,154	\$ 32,750	\$ -	\$ 32,750	\$ (7,750)	-19.14%
91 Office Furniture (>\$5K)	\$ -	\$ -	\$ -	\$ -	\$ -	\$ -	\$ -	\$ -	\$ -	0.00%
92 Communication Equipment	-	-	-	-	-	-	-	-	-	0.00%
93 Computer Equipment	-	-	-	-	-	-	-	-	-	0.00%
94 Instruments/Apparatus	-	-	-	-	-	-	-	-	-	0.00%
6. Non-CIP Capital Outlay	\$ -	\$ -	\$ -	\$ -	\$ -	\$ -	\$ -	\$ -	\$ -	0.00%
Total Office of the City Manager	\$ 481,259	\$ 693,547	\$ 550,987	\$ 497,214	\$ 682,484	\$ 566,898	\$ 49,500	\$ 616,398	\$ 65,411	11.87%

	Actual 2017-18	Actual 2018-19	Approved Budget 2019-20	Year to Date w/Encumbrance 6/30/2020	Current Year Estimate 2019-20	Proposed Budget 2020-21	Supplemental Budget 2020-21	Department Proposed Budget 2020-21	Proposed \$ Increase(Decrease) From FY 2019-20 Approved Budget	Proposed % Increase(Decrease) From FY 2019-20 Approved Budget
EXPENDITURES:										
Line No. OFFICE OF THE CITY SECRETARY										
1	\$ -	\$ -	\$ -	\$ -	\$ -	\$ 111,906	\$ -	\$ 111,906	\$ 111,906	0.00%
2	-	-	-	-	-	-	-	-	-	0.00%
3	-	-	-	-	-	-	-	-	-	0.00%
4	-	-	-	-	-	-	-	-	-	0.00%
5	-	-	-	-	-	-	-	-	-	0.00%
6	-	-	-	-	-	-	-	-	-	0.00%
7	-	-	-	-	-	1,065	-	1,065	1,065	0.00%
8	-	-	-	-	-	-	-	-	-	0.00%
9	-	-	-	-	-	8,642	-	8,642	8,642	0.00%
10	-	-	-	-	-	-	-	-	-	0.00%
11	-	-	-	-	-	18	-	18	18	0.00%
12	-	-	-	-	-	14,799	-	14,799	14,799	0.00%
13	-	-	-	-	-	16,368	-	16,368	16,368	0.00%
14	-	-	-	-	-	903	-	903	903	0.00%
15	-	-	-	-	-	91	-	91	91	0.00%
16	-	-	-	-	-	847	-	847	847	0.00%
17	-	-	-	-	-	216	-	216	216	0.00%
18	-	-	-	-	-	34	-	34	34	0.00%
1. Personnel	\$ -	\$ -	\$ -	\$ -	\$ -	\$ 154,889	\$ -	\$ 154,889	\$ 154,889	0.00%
19	\$ -	\$ -	\$ -	\$ -	\$ -	\$ -	\$ -	\$ -	\$ -	0.00%
20	-	-	-	-	-	2,000	2,000	4,000	4,000	0.00%
21	-	-	-	-	-	500	-	500	500	0.00%
22	-	-	-	-	-	-	-	-	-	0.00%
23	-	-	-	-	-	150	135	285	285	0.00%
24	-	-	-	-	-	-	-	-	-	0.00%
25	-	-	-	-	-	-	-	-	-	0.00%
26	-	-	-	-	-	-	-	-	-	0.00%
27	-	-	-	-	-	-	-	-	-	0.00%
28	-	-	-	-	-	1,500	-	1,500	1,500	0.00%
29	-	-	-	-	-	-	-	-	-	0.00%
30	-	-	-	-	-	-	-	-	-	0.00%
31	-	-	-	-	-	-	-	-	-	0.00%
32	-	-	-	-	-	-	-	-	-	0.00%
33	-	-	-	-	-	-	-	-	-	0.00%
34	-	-	-	-	-	-	-	-	-	0.00%
35	-	-	-	-	-	12,000	22,320	34,320	34,320	0.00%
36	-	-	-	-	-	-	18,690	18,690	18,690	0.00%
37	-	-	-	-	-	-	-	-	-	0.00%
38	-	-	-	-	-	10,000	-	10,000	10,000	0.00%
2. Contractual Services	\$ -	\$ -	\$ -	\$ -	\$ -	\$ 26,150	\$ 43,145	\$ 69,295	\$ 69,295	0.00%
39	\$ -	\$ -	\$ -	\$ -	\$ -	\$ -	\$ -	\$ -	\$ -	0.00%
40	-	-	-	-	-	3,500	-	3,500	3,500	0.00%
41	-	-	-	-	-	3,000	-	3,000	3,000	0.00%
42	-	-	-	-	-	-	-	-	-	0.00%
43	-	-	-	-	-	-	-	-	-	0.00%
44	-	-	-	-	-	-	-	-	-	0.00%
45	-	-	-	-	-	-	-	-	-	0.00%
46	-	-	-	-	-	-	-	-	-	0.00%
47	-	-	-	-	-	-	-	-	-	0.00%
48	-	-	-	-	-	-	-	-	-	0.00%
49	-	-	-	-	-	-	-	-	-	0.00%
3. Commodities	\$ -	\$ -	\$ -	\$ -	\$ -	\$ 6,500	\$ -	\$ 6,500	\$ 6,500	0.00%
Total Office of the City Secretary	\$ -	\$ -	\$ -	\$ -	\$ -	\$ 187,539	\$ 43,145	\$ 230,684	\$ 230,684	0.00%

		Actual 2017-18	Actual 2018-19	Approved Budget 2019-20	Year to Date w/Encumbrance 6/30/2020	Current Year Estimate 2019-20	Proposed Budget 2020-21	Supplemental Budget 2020-21	Department Proposed Budget 2020-21	Proposed \$ Increase(Decrease) From FY 2019-20 Approved Budget	Proposed % Increase(Decrease) From FY 2019-20 Approved Budget
EXPENDITURES:											
Line	HUMAN RESOURCES										
No.											
1	Regular Full Time Wages	\$ 142,278	\$ 153,870	\$ 161,581	\$ 116,316	\$ 159,170	\$ 169,663	\$ -	\$ 169,663	\$ 8,082	5.00%
2	Regular Part Time Wages	-	-	-	-	-	-	-	-	-	0.00%
3	Temporary/Seasonal Wages	-	-	-	-	-	-	-	-	-	0.00%
4	Overtime Wages	1,144	1,824	546	936	1,281	546	-	546	-	0.00%
5	Vacation Leave	4,914	1,099	-	-	-	-	-	-	-	0.00%
6	Sick Leave - Regular	3,417	255	-	-	-	-	-	-	-	0.00%
7	Cost of Living Adjustment	-	-	-	-	-	-	-	-	-	0.00%
8	Merit Increase	-	-	5,424	-	-	-	-	-	(5,424)	-100.00%
9	Longevity Pay	2,220	3,285	3,735	3,735	3,735	4,185	-	4,185	450	12.05%
10	Language Incentive	450	452	450	319	436	450	-	450	-	0.00%
11	FICA/Social Security	11,564	12,164	13,138	9,158	12,532	13,376	-	13,376	238	1.81%
12	Workers Compensation	-	-	-	-	-	-	-	-	-	0.00%
13	State Unemployment Taxes	-	23	23	360	493	23	-	23	-	0.00%
14	Retirement - TMRS	19,396	20,317	21,706	15,322	20,967	22,905	-	22,905	1,199	5.52%
15	Health Insurance	17,048	17,615	18,600	13,790	18,870	20,460	-	20,460	1,860	10.00%
16	Dental Insurance	1,129	1,135	1,129	819	1,120	1,129	-	1,129	-	0.00%
17	Life Insurance	137	146	137	101	138	137	-	137	-	0.00%
18	ST/LT Disability Insurance	1,001	1,032	1,251	796	1,089	1,311	-	1,311	60	4.80%
19	Vision Insurance	270	271	270	178	243	270	-	270	-	0.00%
20	AD&D	25	25	25	20	28	25	-	25	-	0.00%
1. Personnel		\$ 204,994	\$ 213,513	\$ 228,015	\$ 161,849	\$ 220,102	\$ 234,480	\$ -	\$ 234,480	\$ 6,465	2.84%
21	Travel - Training & Conferences	\$ 6,578	\$ 4,700	\$ 5,550	\$ 2,530	\$ 3,374	\$ 5,550	\$ -	\$ 5,550	\$ -	0.00%
22	Mileage - Reimbursement	1,691	435	2,000	432	576	2,000	-	2,000	-	0.00%
23	Travel - Tolls & Parking	58	17	300	-	-	-	-	-	(300)	-100.00%
24	Memberships and Dues	1,023	1,397	1,300	941	1,300	1,300	-	1,300	-	0.00%
25	Subscription and Books	162	169	200	357	357	200	-	200	-	0.00%
26	Risk Mgmt-MedicalSvc/Drug Test	-	-	-	-	-	-	-	-	-	0.00%
27	Risk Mgmt-TrainingRegistration	-	-	-	-	-	-	-	-	-	0.00%
28	Risk Mgmt-Prof Conferences	-	-	-	-	-	-	-	-	-	0.00%
29	Risk Mgmt-Gen Office Supplies	-	-	-	-	-	-	-	-	-	0.00%
30	Risk Mgmt-Outside Printing	-	-	-	-	-	-	-	-	-	0.00%
31	Risk Mgmt-Incentives/Events	-	-	-	-	-	-	-	-	-	0.00%
32	Cell Phones/Pagers	-	-	-	-	-	-	-	-	-	0.00%
33	Office Equipment Rental	-	-	-	-	-	-	-	-	-	0.00%
34	Rental - Storage	41	36	-	28	37	-	-	-	-	0.00%
35	Legal Services	1,420	1,990	2,000	4,270	5,693	2,000	-	2,000	-	0.00%
36	Medical Services/Drug Testing	10,830	12,969	10,000	6,256	8,341	10,000	-	10,000	-	0.00%
37	Other Professional Services	-	-	-	-	-	-	-	-	-	0.00%
38	Insurance & Bonds	-	-	-	-	-	-	-	-	-	0.00%
39	Outside Printing	-	924	-	-	-	-	-	-	-	0.00%
40	Delivery/Courier Service	25	-	-	-	-	-	-	-	-	0.00%
41	Advertising	5,482	7,737	10,000	3,599	4,798	10,000	-	10,000	-	0.00%
42	Miscellaneous Services	-	-	-	-	-	-	-	-	-	0.00%
43	New Hire Screening	2,763	3,167	10,000	1,567	10,000	10,000	(5,000)	5,000	(5,000)	-50.00%
44	Training Services	6,525	6,621	8,000	2,845	8,000	8,000	(1,000)	7,000	(1,000)	-12.50%
45	Testing/Certification	6,569	10,911	10,000	260	10,000	10,000	40,000	50,000	40,000	400.00%
46	Other Contract Services	-	-	-	876	1,168	-	-	-	-	0.00%
47	IT Software/System Fees	-	2,277	4,480	4,481	5,974	4,480	23,785	28,265	23,785	530.92%
48	IT Hosting Services	-	-	-	-	-	-	-	-	-	0.00%
49	Services - Employee Benefit Program	8,500	4,343	9,471	2,589	9,471	9,471	-	9,471	-	0.00%
50	Services - Temporary Employment	-	-	-	-	-	-	-	-	-	0.00%
51	Services - Health Ins Flex Fee	4,361	4,514	4,500	2,750	4,500	4,500	-	4,500	-	0.00%
52	Services - City Mgr Recruitmnt	-	-	-	-	-	-	-	-	-	0.00%
53	COVID-19	-	-	-	398	531	-	-	-	-	0.00%
54	Services - Internship	-	-	-	-	-	-	-	-	-	0.00%
2. Contractual Services		\$ 56,028	\$ 62,207	\$ 77,801	\$ 34,178	\$ 74,119	\$ 77,501	\$ 57,785	\$ 135,286	\$ 57,485	73.89%

	Actual 2017-18	Actual 2018-19	Approved Budget 2019-20	Year to Date w/Encumbrance 6/30/2020	Current Year Estimate 2019-20	Proposed Budget 2020-21	Supplemental Budget 2020-21	Department Proposed Budget 2020-21	Proposed \$ Increase(Decrease) From FY 2019-20 Approved Budget	Proposed % Increase(Decrease) From FY 2019-20 Approved Budget
55 General Office Supplies	\$ 1,778	\$ 2,112	\$ 3,000	\$ 652	\$ 870	\$ 3,000	\$ (1,000)	\$ 2,000	\$ (1,000)	-33.33%
56 Postage	47	62	-	-	-	-	-	-	-	0.00%
57 City Sponsored Event Supplies	9,906	10,284	10,000	4,614	6,152	10,000	-	10,000	-	0.00%
58 Miscellaneous Occasions Supplies	-	-	-	-	-	-	-	-	-	0.00%
59 Food/Meals	829	-	-	-	-	-	-	-	-	0.00%
60 Miscellaneous Supplies	-	-	-	-	-	-	-	-	-	0.00%
61 Office Furniture (<\$5K)	-	-	-	-	-	-	-	-	-	0.00%
62 Communication Equipment	-	-	-	-	-	-	-	-	-	0.00%
63 Computer Hardware	-	-	-	-	-	-	-	-	-	0.00%
64 Other Office Equipment	-	-	-	-	-	-	-	-	-	0.00%
3. Commodities	\$ 12,560	\$ 12,457	\$ 13,000	\$ 5,266	\$ 7,022	\$ 13,000	\$ (1,000)	\$ 12,000	\$ (1,000)	-7.69%
65 Computer Software	\$ -	\$ -	\$ -	\$ -	\$ -	\$ -	\$ -	\$ -	\$ -	0.00%
6. Non-CIP Capital Outlay	\$ -	\$ -	\$ -	\$ -	\$ -	\$ -	\$ -	\$ -	\$ -	0.00%
Total Human Resources	\$ 273,582	\$ 288,178	\$ 318,816	\$ 201,294	\$ 301,242	\$ 324,981	\$ 56,785	\$ 381,766	\$ 62,950	19.74%

		Actual 2017-18	Actual 2018-19	Approved Budget 2019-20	Year to Date w/Encumbrance 6/30/2020	Current Year Estimate 2019-20	Proposed Budget 2020-21	Supplemental Budget 2020-21	Department Proposed Budget 2020-21	Proposed \$ Increase(Decrease) From FY 2019-20 Approved Budget	Proposed % Increase(Decrease) From FY 2019-20 Approved Budget
EXPENDITURES:											
Line No.	SPECIAL EVENTS										
1	Regular Full Time Wages	\$ 44,245	\$ 51,123	\$ 51,769	\$ 37,680	\$ 51,563	\$ 53,822	\$ -	\$ 53,822	\$ 2,053	3.97%
2	Overtime Wages	-	-	-	-	-	-	-	-	-	0.00%
3	Vacation Leave	2,866	74	-	-	-	-	-	-	-	0.00%
4	Sick Leave - Regular	1,881	394	-	-	-	-	-	-	-	0.00%
5	Cost of Living Adjustment	-	-	-	-	-	-	-	-	-	0.00%
6	Merit Increase	-	-	1,793	-	-	-	-	-	(1,793)	-100.00%
7	Longevity Pay	1,248	1,740	1,920	1,920	1,920	2,100	-	2,100	180	9.38%
8	Language Incentive	-	-	-	-	-	-	-	-	-	0.00%
9	FICA/Social Security	3,720	3,905	4,244	2,891	3,956	4,278	-	4,278	34	0.80%
10	Workers Compensation	-	-	-	-	-	-	-	-	-	0.00%
11	State Unemployment Taxes	-	9	9	144	197	9	9	9	-	0.00%
12	Retirement - TMRS	6,334	6,716	7,013	5,002	6,844	7,326	-	7,326	313	4.46%
13	Health Insurance	6,634	7,149	7,440	5,509	7,539	8,184	-	8,184	744	10.00%
14	Dental Insurance	452	454	452	327	448	452	-	452	-	0.00%
15	Life Insurance	46	46	46	34	46	46	-	46	-	0.00%
16	ST/LT Disability Insurance	340	359	416	273	374	419	-	419	3	0.72%
17	Vision Insurance	108	108	108	78	107	108	-	108	-	0.00%
18	AD&D	8	8	8	7	9	8	-	8	-	0.00%
1. Personnel		\$ 67,882	\$ 72,086	\$ 75,218	\$ 53,865	\$ 73,003	\$ 76,752	\$ -	\$ 76,752	\$ 1,534	2.04%
19	Travel - Training & Conferences	\$ 321	\$ 5,562	\$ 5,250	\$ 2,994	\$ 3,992	\$ 5,250	\$ -	\$ 5,250	\$ -	0.00%
20	Mileage - Reimbursement	-	-	-	-	-	-	-	-	-	0.00%
21	Travel - Tolls & Parking	-	9	-	-	-	-	-	-	-	0.00%
22	Memberships and Dues	398	604	800	340	453	800	-	800	-	0.00%
23	Subscription and Books	-	-	-	-	-	-	-	-	-	0.00%
24	Cell Phones/Pagers	-	-	-	-	-	-	-	-	-	0.00%
25	Wireless Data Services	-	-	-	-	-	-	-	-	-	0.00%
26	Rental - Storage	-	-	-	1,667	2,222	-	1,500	1,500	1,500	0.00%
27	Legal Services	-	-	-	-	-	-	-	-	-	0.00%
28	Credit Card Fees	3,159	9,845	-	-	-	-	-	-	-	0.00%
29	Outside Printing	275	654	1,000	-	1,000	1,000	-	1,000	-	0.00%
30	Delivery/Courier Service	-	-	-	-	-	-	-	-	-	0.00%
31	Advertising	3,926	1,721	15,000	1,485	1,980	15,000	(10,000)	5,000	(10,000)	-66.67%
32	COVID-19	-	-	-	7,134	9,511	-	-	-	-	0.00%
33	Services - Photography	-	-	300	-	300	300	(300)	-	(300)	-100.00%
2. Contractual Services		\$ 8,080	\$ 18,395	\$ 22,350	\$ 13,619	\$ 19,459	\$ 22,350	\$ (8,800)	\$ 13,550	\$ (8,800)	-39.37%
34	Uniforms (Buy)	\$ -	\$ -	\$ 100	\$ -	\$ 100	\$ 100	\$ (100)	\$ -	\$ (100)	-100.00%
35	General Office Supplies	-	553	-	36	48	-	-	-	-	0.00%
36	Postage	12	-	-	-	-	-	-	-	-	0.00%
37	Awards, Plaques & Recognition Supplies	-	-	-	-	-	-	-	-	-	0.00%
38	ShopKyle	4,768	1,630	5,000	274	365	5,000	(1,500)	3,500	(1,500)	-30.00%
39	Kyle Fair & Music Festival	-	-	-	-	-	-	-	-	-	0.00%
40	Kyle Field Day	6,067	-	-	-	-	-	-	-	-	0.00%
41	Kyle Hogwash	-	-	-	-	-	-	-	-	-	0.00%
42	Special Events	3,053	2,634	17,000	567	756	-	-	-	(17,000)	-100.00%
43	Hops & Jalapenos	-	-	-	-	-	-	-	-	-	0.00%
44	Kyle Pie in the Sky	117,025	163,238	120,000	7,194	120,000	120,000	19,000	139,000	19,000	15.83%
45	Kyle Fajita Festival	-	-	-	-	-	-	130,000	130,000	130,000	0.00%
46	Minor Tools/Instruments	-	-	-	-	-	-	-	-	-	0.00%
47	Miscellaneous Occasions Supplies	313	286	1,000	-	-	1,000	(1,000)	-	(1,000)	-100.00%
48	Food/Meals	77	806	-	48	64	-	-	-	-	0.00%
49	Miscellaneous Supplies	3,887	8,481	3,500	81	108	3,500	-	3,500	-	0.00%
50	Communication Equipment	-	-	-	-	-	-	-	-	-	0.00%
51	Photographic Equipment	-	-	-	-	-	-	-	-	-	0.00%
52	Computer Hardware	-	-	-	-	-	-	-	-	-	0.00%
3. Commodities		\$ 135,202	\$ 177,627	\$ 146,600	\$ 8,200	\$ 121,442	\$ 129,600	\$ 146,400	\$ 276,000	\$ 129,400	88.27%
Total Special Events		\$ 211,163	\$ 268,109	\$ 244,168	\$ 75,684	\$ 213,903	\$ 228,702	\$ 137,600	\$ 366,302	\$ 122,134	50.02%

		Actual	Actual	Approved	Year to Date	Current Year	Proposed	Supplemental	Department	Proposed \$	Proposed %
		2017-18	2018-19	Budget	w/Encumbrance	Estimate	Budget	Budget	Proposed	Increase(Decrease)	Increase(Decrease)
				2019-20	6/30/2020	2019-20	2020-21	2020-21	Budget	From FY 2019-20	From FY 2019-20
									2020-21	Approved Budget	Approved Budget
EXPENDITURES:											
Line No.	INFORMATION TECHNOLOGY										
1	Regular Full Time Wages	\$ 221,060	\$ 249,477	\$ 297,002	\$ 210,695	\$ 288,319	\$ 300,606	\$ -	\$ 300,606	\$ 3,604	1.21%
2	Regular Part Time Wages	-	-	-	-	-	-	-	-	-	0.00%
3	Temporary/Seasonal Wages	-	-	-	-	-	-	-	-	-	0.00%
4	Overtime Wages	8,810	11,348	10,000	4,164	5,698	10,000	-	10,000	-	0.00%
5	Vacation Leave	5,990	29	-	-	-	-	-	-	-	0.00%
6	Sick Leave - Regular	1,163	521	-	-	-	-	-	-	-	0.00%
7	Cost of Living Adjustment	-	-	-	-	-	-	-	-	-	0.00%
8	Merit Increase	-	-	10,290	-	-	-	-	-	(10,290)	-100.00%
9	Longevity Pay	1,116	2,190	2,910	2,910	2,910	3,855	-	3,855	945	32.47%
10	FICA/Social Security	17,704	19,481	24,495	16,235	22,216	24,056	-	24,056	(439)	-1.79%
11	Workers Compensation	-	-	-	-	-	-	-	-	-	0.00%
12	State Unemployment Taxes	-	40	45	725	992	45	-	45	-	0.00%
13	Retirement - TMRS	30,014	33,198	39,209	27,506	37,640	39,884	-	39,884	675	1.72%
14	Health Insurance	19,901	22,768	37,200	21,801	29,833	40,920	-	40,920	3,720	10.00%
15	Dental Insurance	1,355	1,447	2,258	1,310	1,792	2,258	-	2,258	-	0.00%
16	Life Insurance	232	220	274	201	275	274	-	274	-	0.00%
17	ST/LT Disability Insurance	1,525	1,646	2,510	1,476	2,020	2,468	-	2,468	(42)	-1.67%
18	Vision Insurance	324	253	540	316	432	540	-	540	-	0.00%
19	AD&D	37	41	50	40	55	50	-	50	-	0.00%
	1. Personnel	\$ 309,232	\$ 342,658	\$ 426,783	\$ 287,380	\$ 392,184	\$ 424,956	\$ -	\$ 424,956	\$ (1,827)	-0.43%
20	Travel - City Business	\$ -	\$ -	\$ -	\$ -	\$ -	\$ -	\$ -	\$ -	\$ -	0.00%
21	Travel - Employee Recruitment	-	-	-	-	-	-	-	-	-	0.00%
22	Travel - Training & Conferences	6,281	7,879	10,000	445	594	10,000	-	10,000	-	0.00%
23	Mileage - Reimbursement	81	-	-	-	-	-	-	-	-	0.00%
24	Travel - Tolls & Parking	-	-	-	-	-	-	-	-	-	0.00%
25	Memberships and Dues	-	-	200	-	-	200	-	200	-	0.00%
26	Subscription and Books	-	-	200	-	-	200	-	200	-	0.00%
27	Annual Facility Lease	-	-	-	-	-	-	20,000	20,000	20,000	0.00%
28	Telephone System	-	-	-	-	-	-	-	-	-	0.00%
29	Cell Phones/Wireless Data Services	77,046	46,242	55,000	22,397	55,000	55,000	(10,000)	45,000	(10,000)	-18.18%
30	Internet Service	-	-	-	-	-	-	-	-	-	0.00%
31	Wireless Data Services	20,261	9,017	-	9,912	13,216	12,000	-	12,000	12,000	0.00%
32	Lease Payments - Motor Vehicles	1,196	6,489	6,500	4,822	6,430	6,500	-	6,500	-	0.00%
33	Motor Vehicle Repair/Maint	163	165	2,500	120	2,500	2,500	-	2,500	-	0.00%
34	Other Equip Maint/Repair	-	-	2,500	-	2,500	2,500	-	2,500	-	0.00%
35	Office Equipment Maint/Repair	-	-	1,800	-	1,800	1,800	-	1,800	-	0.00%
36	Computer Equip Maint/Repair	2,327	-	7,000	85	7,000	7,000	-	7,000	-	0.00%
37	Communication Equip Repair	1,519	1,373	4,700	75	4,700	4,700	-	4,700	-	0.00%
38	Office Equipment Rental	-	-	-	-	-	-	-	-	-	0.00%
39	Rental - Storage	-	-	-	-	-	-	-	-	-	0.00%
40	Insurance & Bonds	-	-	-	-	-	-	-	-	-	0.00%
41	Delivery/Courier Service	15	34	500	49	65	500	(500)	-	(500)	-100.00%
42	Advertising	-	-	-	-	-	-	-	-	-	0.00%
43	Training Services	-	-	-	-	-	-	-	-	-	0.00%
44	Other Contract Services	-	-	-	-	-	-	-	-	-	0.00%
45	IT Software/System Fees	238,776	188,753	185,210	117,958	185,210	185,210	10,000	195,210	10,000	5.40%
46	IT Hosting Services	13,822	-	-	-	-	-	-	-	-	0.00%
47	IT Online Services (Tyler)	156,158	18,419	-	-	-	-	-	-	-	0.00%
48	IT Consulting Services	3,600	2,300	7,000	-	7,000	7,000	(2,000)	5,000	(2,000)	-28.57%
49	IT Warranties	-	-	-	-	-	-	-	-	-	0.00%
50	Emergency-Flood/Storm	-	-	-	-	-	-	-	-	-	0.00%
51	COVID-19	-	-	-	8,144	10,859	-	-	-	-	0.00%
	2. Contractual Services	\$ 521,244	\$ 280,672	\$ 283,110	\$ 164,008	\$ 296,874	\$ 295,110	\$ 17,500	\$ 312,610	\$ 29,500	10.42%
52	Uniforms (Buy)	\$ -	\$ 691	\$ 500	\$ 385	\$ 500	\$ 500	\$ -	\$ 500	\$ -	0.00%
53	General Office Supplies	1,185	440	500	178	237	500	-	500	-	0.00%
54	Postage	-	128	-	-	-	-	-	-	-	0.00%
55	City Sponsored Event Supplies	-	481	-	-	-	-	-	-	-	0.00%
56	Medical Supplies	-	-	-	-	-	-	-	-	-	0.00%
57	Minor Tools/Instruments	-	-	-	-	-	-	-	-	-	0.00%
58	Training Supplies	-	-	-	-	-	-	-	-	-	0.00%
59	Miscellaneous Occasions Supplies	-	-	500	-	-	500	(500)	-	(500)	-100.00%

	Actual 2017-18	Actual 2018-19	Approved Budget 2019-20	Year to Date w/Encumbrance 6/30/2020	Current Year Estimate 2019-20	Proposed Budget 2020-21	Supplemental Budget 2020-21	Department Proposed Budget 2020-21	Proposed \$ Increase(Decrease) From FY 2019-20 Approved Budget	Proposed % Increase(Decrease) From FY 2019-20 Approved Budget
60 Food/Meals	370	13	-	-	-	-	-	-	-	0.00%
61 Office Furniture (<\$5K)	-	96	-	-	-	-	-	-	-	0.00%
62 Communication Equipment	-	-	-	-	-	-	-	-	-	0.00%
63 Photographic Equipment	-	-	-	-	-	-	-	-	-	0.00%
64 Computer Hardware	50,567	67,236	71,000	31,053	71,000	71,000	-	71,000	-	0.00%
65 Computer Software	6,485	9,133	14,500	2,860	14,500	14,500	-	14,500	-	0.00%
66 Instruments/Apparatus	-	-	-	-	-	-	-	-	-	0.00%
67 General Electronic Equipment	-	-	-	-	-	-	-	-	-	0.00%
68 Other Office Equipment	-	-	-	-	-	-	-	-	-	0.00%
69 Fuel	308	581	600	218	290	600	-	600	-	0.00%
3. Commodities	\$ 58,915	\$ 78,798	\$ 87,600	\$ 34,693	\$ 86,527	\$ 87,600	\$ (500)	\$ 87,100	\$ (500)	-0.57%
70 Office Furniture (>\$5K)	\$ -	\$ -	\$ -	\$ -	\$ -	\$ -	\$ -	\$ -	\$ -	0.00%
71 Communication Equipment	-	-	-	-	-	-	-	-	-	0.00%
72 Computer Equipment	-	-	-	-	-	-	-	-	-	0.00%
73 Instruments/Apparatus	-	-	-	-	-	-	-	-	-	0.00%
74 Motor Vehicles	-	-	-	-	-	-	-	-	-	0.00%
75 Building & Storage Facilities	-	-	-	-	-	-	-	-	-	0.00%
6. Non-CIP Capital Outlay	\$ -	\$ -	\$ -	\$ -	\$ -	\$ -	\$ -	\$ -	\$ -	0.00%
Total Information Technology	\$ 889,391	\$ 702,128	\$ 797,493	\$ 486,080	\$ 775,586	\$ 807,666	\$ 17,000	\$ 824,666	\$ 27,173	3.41%

		Actual	Actual	Approved	Year to Date	Current Year	Proposed	Supplemental	Department	Proposed \$	Proposed %
		2017-18	2018-19	Budget	w/Encumbrance	Estimate	Budget	Budget	Proposed	Increase(Decrease)	Increase(Decrease)
				2019-20	6/30/2020	2019-20	2020-21	2020-21	Budget	From FY 2019-20	From FY 2019-20
										Approved Budget	Approved Budget
EXPENDITURES:											
Line No.	OFFICE OF CHIEF OF STAFF										
1	Regular Full Time Wages	\$ 178,576	\$ 209,941	\$ 158,172	\$ 84,911	\$ 116,194	\$ -	\$ -	\$ -	\$ (158,172)	-100.00%
2	Temporary/Seasonal Wages	-	9,527	-	-	-	-	-	-	-	0.00%
3	Overtime Wages	434	273	500	-	-	-	-	-	(500)	-100.00%
4	Vacation Leave	10,408	2,599	-	-	-	-	-	-	-	0.00%
5	Sick Leave - Regular	5,325	1,257	-	-	-	-	-	-	-	0.00%
6	Cost of Living Adjustment	-	-	-	-	-	-	-	-	-	0.00%
7	Merit Increase	-	-	5,479	-	-	-	-	-	(5,479)	-100.00%
8	Longevity Pay	3,564	4,995	4,770	4,770	4,770	-	-	-	(4,770)	-100.00%
9	Language Incentive	900	904	900	152	208	-	-	-	(900)	-100.00%
10	FICA/Social Security	13,714	15,851	12,991	6,035	8,258	-	-	-	(12,991)	-100.00%
11	Workers Compensation	-	-	-	-	-	-	-	-	-	0.00%
12	State Unemployment Taxes	-	107	18	144	197	-	-	-	(18)	-100.00%
13	Retirement - TMRS	25,111	27,701	21,465	11,344	15,523	-	-	-	(21,465)	-100.00%
14	Health Insurance	19,901	21,381	14,880	6,266	8,575	-	-	-	(14,880)	-100.00%
15	Dental Insurance	1,355	1,361	903	369	506	-	-	-	(903)	-100.00%
16	Life Insurance	(300)	(286)	137	104	143	-	-	-	(137)	-100.00%
17	ST/LT Disability Insurance	1,296	1,404	1,274	548	750	-	-	-	(1,274)	-100.00%
18	Vision Insurance	324	325	216	86	118	-	-	-	(216)	-100.00%
19	AD&D	34	31	25	15	20	-	-	-	(25)	-100.00%
	1. Personnel	\$ 260,642	\$ 297,372	\$ 221,730	\$ 114,746	\$ 155,263	\$ -	\$ -	\$ -	\$ (221,730)	-100.00%
20	Travel - Training & Conferences	\$ 1,079	\$ 2,104	\$ 500	\$ 629	\$ 629	\$ -	\$ -	\$ -	\$ (500)	-100.00%
21	Mileage - Reimbursement	-	-	-	-	-	-	-	-	-	0.00%
22	Travel - Tolls & Parking	-	-	-	-	-	-	-	-	-	0.00%
23	Memberships and Dues	385	360	200	360	480	-	-	-	(200)	-100.00%
24	Subscription and Books	-	-	-	-	-	-	-	-	-	0.00%
25	Cell Phones/Pagers	-	-	-	-	-	-	-	-	-	0.00%
26	Wireless Data Services	-	-	-	-	-	-	-	-	-	0.00%
27	Office Equipment Rental	-	-	-	-	-	-	-	-	-	0.00%
28	Legal Services	1,078	1,295	500	306	408	-	-	-	(500)	-100.00%
29	Outside Printing	15,696	13,919	-	15,611	20,814	-	-	-	-	0.00%
30	Delivery/Courier Service	-	-	-	-	-	-	-	-	-	0.00%
31	Advertising	-	-	-	44	59	-	-	-	-	0.00%
32	Public Notices	-	-	-	50	67	-	-	-	-	0.00%
33	IT Software/System Fees	-	3,600	-	5,100	5,100	-	-	-	-	0.00%
34	IT Hosting Services	-	-	-	3,000	3,000	-	-	-	-	0.00%
35	Services - Translator	-	-	-	-	-	-	-	-	-	0.00%
36	Services - Transportation	-	-	-	-	-	-	-	-	-	0.00%
	2. Contractual Services	\$ 18,237	\$ 21,277	\$ 1,200	\$ 25,100	\$ 30,557	\$ -	\$ -	\$ -	\$ (1,200)	-100.00%
37	Uniforms (Buy)	\$ 542	\$ 94	\$ 150	\$ -	\$ 150	\$ -	\$ -	\$ -	\$ (150)	-100.00%
38	General Office Supplies	68	160	250	9	12	-	-	-	(250)	-100.00%
39	Postage	-	-	-	-	-	-	-	-	-	0.00%
40	Awards, Plaques & Recognition Supplies	300	60	-	185	247	-	-	-	-	0.00%
41	Minor Tools/Instruments	-	-	-	-	-	-	-	-	-	0.00%
42	Training Supplies	-	-	-	-	-	-	-	-	-	0.00%
43	Miscellaneous Occasions Supplies	71	270	-	-	-	-	-	-	-	0.00%
44	Food/Meals	144	-	500	28	500	-	-	-	(500)	-100.00%
45	Miscellaneous Supplies	-	-	-	-	-	-	-	-	-	0.00%
46	Office Furniture (<\$5K)	-	-	-	-	-	-	-	-	-	0.00%
47	Communication Equipment	-	-	-	-	-	-	-	-	-	0.00%
48	Photographic Equipment	-	-	-	-	-	-	-	-	-	0.00%
49	Computer Hardware	3	-	-	-	-	-	-	-	-	0.00%
	3. Commodities	\$ 1,128	\$ 583	\$ 900	\$ 222	\$ 909	\$ -	\$ -	\$ -	\$ (900)	-100.00%
	Total Office of Chief of Staff	\$ 280,007	\$ 319,233	\$ 223,830	\$ 140,068	\$ 186,729	\$ -	\$ -	\$ -	\$ (223,830)	-100.00%

	Actual 2017-18	Actual 2018-19	Approved Budget 2019-20	Year to Date w/Encumbrance 6/30/2020	Current Year Estimate 2019-20	Proposed Budget 2020-21	Supplemental Budget 2020-21	Department Proposed Budget 2020-21	Proposed \$ Increase(Decrease) From FY 2019-20 Approved Budget	Proposed % Increase(Decrease) From FY 2019-20 Approved Budget
EXPENDITURES:										
Line No.	COMMUNICATIONS									
1	\$ -	\$ -	\$ 134,425	\$ 50,425	\$ 69,002	\$ 137,278	\$ -	\$ 137,278	\$ 2,853	2.12%
2	-	-	-	-	-	-	-	-	-	0.00%
3	-	-	-	-	-	-	-	-	-	0.00%
4	-	-	-	-	-	-	-	-	-	0.00%
5	-	-	-	-	-	-	-	-	-	0.00%
6	-	-	-	-	-	-	-	-	-	0.00%
7	-	-	1,885	-	-	-	-	-	(1,885)	-100.00%
8	-	-	765	765	765	-	-	-	(765)	-100.00%
9	-	-	-	-	-	-	-	-	-	0.00%
10	-	-	10,486	3,696	5,057	10,502	-	10,502	16	0.15%
11	-	-	-	-	-	-	-	-	-	0.00%
12	-	-	18	288	394	18	-	18	-	0.00%
13	-	-	17,326	6,467	8,850	17,983	-	17,983	657	3.79%
14	-	-	14,880	5,338	7,305	16,368	-	16,368	1,488	10.00%
15	-	-	904	320	438	903	-	903	(1)	-0.11%
16	-	-	92	52	71	91	-	91	(1)	-1.09%
17	-	-	1,028	352	482	1,030	-	1,030	2	0.19%
18	-	-	216	77	105	216	-	216	-	0.00%
19	-	-	16	9	12	17	-	17	1	6.25%
1. Personnel	\$ -	\$ -	\$ 182,041	\$ 67,788	\$ 92,480	\$ 184,406	\$ -	\$ 184,406	\$ 2,365	1.30%
20	\$ -	\$ -	\$ 3,704	\$ 225	\$ 3,704	\$ 3,704	\$ -	\$ 3,704	\$ -	0.00%
21	-	-	1,874	-	-	1,874	-	1,874	-	0.00%
22	-	-	-	12	16	-	-	-	-	0.00%
23	-	-	340	173	231	340	-	340	-	0.00%
24	-	-	-	-	-	-	-	-	-	0.00%
25	-	-	1,000	-	-	-	-	-	(1,000)	-100.00%
26	-	-	-	-	-	-	-	-	-	0.00%
27	-	-	-	-	-	-	-	-	-	0.00%
28	-	-	1,800	100	133	1,800	5,200	7,000	5,200	288.89%
29	-	-	-	-	-	-	-	-	-	0.00%
30	-	-	13,000	1,347	13,000	13,000	8,572	21,572	8,572	65.94%
31	-	-	9,500	6,478	8,637	9,500	14,201	23,701	14,201	149.48%
32	-	-	800	-	800	800	-	800	-	0.00%
33	-	-	-	3,570	4,760	-	-	-	-	0.00%
34	-	-	-	-	-	-	12,000	12,000	12,000	0.00%
2. Contractual Services	\$ -	\$ -	\$ 32,018	\$ 11,905	\$ 31,281	\$ 31,018	\$ 39,973	\$ 70,991	\$ 38,973	121.72%
35	\$ -	\$ -	\$ 850	\$ -	\$ 850	\$ -	\$ -	\$ -	\$ (850)	-100.00%
36	-	-	650	23	31	650	-	650	-	0.00%
37	-	-	-	-	-	-	-	-	-	0.00%
38	-	-	-	90	120	-	-	-	-	0.00%
39	-	-	-	-	-	-	-	-	-	0.00%
40	-	-	-	-	-	-	-	-	-	0.00%
41	-	-	-	-	-	-	-	-	-	0.00%
42	-	-	-	-	-	-	-	-	-	0.00%
43	-	-	200	62	83	200	-	200	-	0.00%
44	-	-	2,500	-	-	2,500	(2,500)	-	(2,500)	-100.00%
45	-	-	-	-	-	-	-	-	-	0.00%
46	-	-	800	64	85	800	3,725	4,525	3,725	465.63%
47	-	-	2,000	-	2,000	2,000	(800)	1,200	(800)	-40.00%
3. Commodities	\$ -	\$ -	\$ 7,000	\$ 239	\$ 3,169	\$ 6,150	\$ 425	\$ 6,575	\$ (425)	-6.07%
Total Communications	\$ -	\$ -	\$ 221,059	\$ 79,932	\$ 126,930	\$ 221,574	\$ 40,398	\$ 261,972	\$ 40,913	18.51%

		Actual	Actual	Approved	Year to Date	Current Year	Proposed	Supplemental	Department	Proposed \$	Proposed %
		2017-18	2018-19	Budget	w/Encumbrance	Estimate	Budget	Budget	Proposed	Increase(Decrease)	Increase(Decrease)
				2019-20	6/30/2020	2019-20	2020-21	2020-21	Budget	From FY 2019-20	From FY 2019-20
									2020-21	Approved Budget	Approved Budget
EXPENDITURES:											
Line	BUILDING INSPECTION										
No.											
1	Regular Full Time Wages	\$ 279,706	\$ 359,245	\$ 407,296	\$ 249,489	\$ 341,406	\$ 417,674	\$ -	\$ 417,674	\$ 10,378	2.55%
2	Regular Part Time Wages	-	-	-	-	-	-	-	-	-	0.00%
3	Temporary/Seasonal Wages	4,195	10,247	13,700	3,099	4,241	13,700	-	13,700	-	0.00%
4	Overtime Wages	17,166	11,600	12,500	3,354	4,589	12,500	-	12,500	-	0.00%
5	Vacation Leave	10,960	1,219	-	-	-	-	-	-	-	0.00%
6	Sick Leave - Regular	7,379	2,124	-	-	-	-	-	-	-	0.00%
7	Cost of Living Adjustment	-	-	-	-	-	-	-	-	-	0.00%
8	Merit Increase	-	-	13,243	-	-	-	-	-	(13,243)	-100.00%
9	Longevity Pay	5,424	7,680	8,880	8,880	8,880	9,675	-	9,675	795	8.95%
10	Language Incentive	2,700	3,251	3,600	2,548	3,487	3,600	-	3,600	-	0.00%
11	FICA/Social Security	24,227	29,463	33,241	20,030	27,410	34,972	-	34,972	1,731	5.21%
12	Workers Compensation	-	-	-	-	-	-	-	-	-	0.00%
13	State Unemployment Taxes	-	72	63	901	1,232	63	-	63	-	0.00%
14	Retirement - TMRS	40,729	48,492	54,923	33,378	45,675	58,092	-	58,092	3,169	5.77%
15	Health Insurance	38,339	45,171	52,080	34,924	47,790	57,288	-	57,288	5,208	10.00%
16	Dental Insurance	2,607	2,773	3,162	2,118	2,898	3,162	-	3,162	-	0.00%
17	Life Insurance	309	373	365	612	838	365	-	365	-	0.00%
18	ST/LT Disability Insurance	2,090	2,459	3,071	1,801	2,465	3,045	-	3,045	(26)	-0.85%
19	Vision Insurance	623	657	756	510	698	756	-	756	-	0.00%
20	AD&D	57	62	67	25	34	67	-	67	-	0.00%
	1. Personnel	\$ 436,511	\$ 524,887	\$ 606,947	\$ 361,668	\$ 491,643	\$ 614,959	\$ -	\$ 614,959	\$ 8,012	1.32%
21	Travel - City Business	\$ -	\$ -	\$ -	\$ -	\$ -	\$ -	\$ -	\$ -	\$ -	0.00%
22	Travel - Training & Conferences	360	75	-	42	56	-	-	-	-	0.00%
23	Mileage - Reimbursement	100	-	-	227	303	-	-	-	-	0.00%
24	Memberships and Dues	844	425	1,200	515	687	1,200	-	1,200	-	0.00%
25	Subscription and Books	-	407	800	67	89	800	(300)	500	(300)	-37.50%
26	Light & Power	-	-	-	-	-	-	-	-	-	0.00%
27	Telephone System	-	-	-	-	-	-	-	-	-	0.00%
28	Cell Phones/Pagers	-	-	-	-	-	-	-	-	-	0.00%
29	Wireless Data Services	-	-	-	-	-	-	-	-	-	0.00%
30	Lease Payments - Motor Vehicles	-	6,112	24,000	17,123	22,830	24,000	-	24,000	-	0.00%
31	Motor Vehicle Repair/Maint	6,449	8,728	5,000	1,971	2,628	5,000	(2,000)	3,000	(2,000)	-40.00%
32	Body Shop Repairs	-	-	-	-	-	-	-	-	-	0.00%
33	Other Equip Maint/Repair	-	-	-	-	-	-	-	-	-	0.00%
34	Office Equipment Maint/Repair	-	-	-	-	-	-	-	-	-	0.00%
35	Computer Equip Maint/Repair	-	-	-	19	25	-	-	-	-	0.00%
36	Communication Equip Repair	-	-	-	-	-	-	-	-	-	0.00%
37	Office Equipment Rental	5,670	5,977	14,500	5,505	7,340	14,500	(8,000)	6,500	(8,000)	-55.17%
38	Rental - Storage	3,203	3,367	3,000	2,637	3,516	3,000	-	3,000	-	0.00%
39	Legal Services	-	333	1,000	-	-	1,000	-	1,000	-	0.00%
40	Engineering Services	-	-	-	-	-	-	-	-	-	0.00%
41	County Recording Fees	-	-	-	-	-	-	-	-	-	0.00%
42	Credit Card Fees	14,204	39,094	7,700	54,368	72,491	7,700	67,300	75,000	67,300	874.03%
43	Insurance & Bonds	-	-	-	-	-	-	-	-	-	0.00%
44	Outside Printing	2,192	489	2,100	882	1,176	2,100	-	2,100	-	0.00%
45	Delivery/Courier Service	-	-	-	-	-	-	-	-	-	0.00%
46	Advertising	-	-	-	-	-	-	-	-	-	0.00%
47	Training Services	-	-	-	-	-	-	-	-	-	0.00%
48	Communication-Public Relations	-	-	-	-	-	-	-	-	-	0.00%
49	Testing/Certification	4,306	2,458	3,600	2,395	3,193	3,600	-	3,600	-	0.00%
50	Other Contract Services	-	-	-	-	-	-	-	-	-	0.00%
51	IT Software/System Fees	-	11,680	29,188	14,783	29,188	29,188	-	29,188	-	0.00%
52	Services - Demolition/Lot Clean	-	-	-	-	-	-	-	-	-	0.00%
53	Services - Inspections (Contract)	166,583	10,355	50,000	137,340	183,120	50,000	100,000	150,000	100,000	200.00%
54	COVID-19	-	-	-	661	881	-	-	-	-	0.00%
55	Services - Inspections (ESD#5)	63,195	101,111	175,000	116,108	154,810	175,000	(25,000)	150,000	(25,000)	-14.29%
	2. Contractual Services	\$ 267,105	\$ 190,611	\$ 317,088	\$ 354,643	\$ 482,334	\$ 317,088	\$ 132,000	\$ 449,088	\$ 132,000	41.63%

	Actual 2017-18	Actual 2018-19	Approved Budget 2019-20	Year to Date w/Encumbrance 6/30/2020	Current Year Estimate 2019-20	Proposed Budget 2020-21	Supplemental Budget 2020-21	Department Proposed Budget 2020-21	Proposed \$ Increase(Decrease) From FY 2019-20 Approved Budget	Proposed % Increase(Decrease) From FY 2019-20 Approved Budget
56 Uniforms (Buy)	\$ 1,377	\$ 924	\$ 1,842	\$ 762	\$ 1,015	\$ 1,800	\$ -	\$ 1,800	\$ (42)	-2.28%
57 General Office Supplies	6,400	1,794	6,500	1,424	1,899	6,500	(4,500)	2,000	(4,500)	-69.23%
58 Postage	145	91	800	-	-	800	(700)	100	(700)	-87.50%
59 City Sponsored Event Supplies	-	-	-	-	-	-	-	-	-	0.00%
60 Medical Supplies	-	-	-	-	-	-	-	-	-	0.00%
61 Minor Tools/Instruments	-	14	200	198	264	200	-	200	-	0.00%
62 Training Supplies	-	-	-	-	-	-	-	-	-	0.00%
63 Miscellaneous Occasions Supplies	-	-	-	-	-	-	-	-	-	0.00%
64 Food/Meals	18	-	-	170	227	-	-	-	-	0.00%
65 Miscellaneous Supplies	-	-	-	-	-	-	-	-	-	0.00%
66 Office Furniture (<\$5K)	670	-	3,000	-	-	3,000	(3,000)	-	(3,000)	-100.00%
67 Communication Equipment	-	-	-	-	-	-	-	-	-	0.00%
68 Computer Hardware	1,146	1,320	3,000	413	551	3,000	(1,500)	1,500	(1,500)	-50.00%
69 Computer Software	-	-	-	-	-	-	-	-	-	0.00%
70 Instruments/Apparatus	-	-	-	-	-	-	-	-	-	0.00%
71 Other Office Equipment	-	-	-	-	-	-	-	-	-	0.00%
72 Fuel	4,634	5,068	6,500	2,693	3,591	6,500	-	6,500	-	0.00%
3. Commodities	\$ 14,391	\$ 9,211	\$ 21,842	\$ 5,661	\$ 7,548	\$ 21,800	\$ (9,700)	\$ 12,100	\$ (9,742)	-44.60%
73 Office Furniture (>\$5K)	\$ -	\$ -	\$ -	\$ -	\$ -	\$ -	\$ -	\$ -	\$ -	0.00%
74 Instruments/Apparatus	-	-	-	-	-	-	-	-	-	0.00%
75 Motor Vehicles	-	-	-	-	-	-	-	-	-	0.00%
6. Non-CIP Capital Outlay	\$ -	\$ -	\$ -	\$ -	\$ -	\$ -	\$ -	\$ -	\$ -	0.00%
Total Building Inspection	\$ 718,007	\$ 724,708	\$ 945,877	\$ 721,972	\$ 981,525	\$ 953,847	\$ 122,300	\$ 1,076,147	\$ 130,270	13.77%

	Actual 2017-18	Actual 2018-19	Approved Budget 2019-20	Year to Date w/Encumbrance 6/30/2020	Current Year Estimate 2019-20	Proposed Budget 2020-21	Supplemental Budget 2020-21	Department Proposed Budget 2020-21	Proposed \$ Increase(Decrease) From FY 2019-20 Approved Budget	Proposed % Increase(Decrease) From FY 2019-20 Approved Budget	
EXPENDITURES:											
Line No. PLANNING DEPARTMENT											
1	Regular Full Time Wages	\$ 255,879	\$ 278,548	\$ 344,344	\$ 216,606	\$ 296,409	\$ 339,072	\$ -	\$ 339,072	\$ (5,272)	-1.53%
2	Overtime Wages	-	-	-	-	-	-	-	-	-	0.00%
3	Vacation Leave	6,531	1,451	-	-	-	-	-	-	-	0.00%
4	Sick Leave - Regular	7,498	1,572	-	-	-	-	-	-	-	0.00%
5	Cost of Living Adjustment	-	-	-	-	-	-	-	-	-	0.00%
6	Merit Increase	-	-	11,929	-	-	-	-	-	(11,929)	-100.00%
7	Longevity Pay	3,156	4,665	5,385	5,385	5,385	6,105	6,105	720	13.37%	
8	FICA/Social Security	20,254	21,641	27,667	16,860	23,071	26,406	26,406	(1,261)	-4.56%	
9	Workers Compensation	-	-	-	-	-	-	-	-	-	0.00%
10	State Unemployment Taxes	-	36	45	720	985	45	45	-	-	0.00%
11	Retirement - TMRS	34,417	36,050	45,714	28,040	38,370	45,218	45,218	(496)	-1.09%	
12	Health Insurance	26,593	27,852	37,200	24,611	33,678	40,920	40,920	3,720	10.00%	
13	Dental Insurance	1,807	1,814	2,259	1,460	1,998	2,258	2,258	(1)	-0.04%	
14	Life Insurance	232	230	274	183	251	274	274	-	0.00%	
15	ST/LT Disability Insurance	1,855	1,947	2,712	1,583	2,166	2,589	2,589	(123)	-4.54%	
16	Vision Insurance	432	434	540	349	478	540	540	-	0.00%	
17	AD&D	42	44	50	37	50	50	50	-	0.00%	
1.	Personnel	\$ 358,696	\$ 376,285	\$ 478,119	\$ 295,835	\$ 402,843	\$ 463,477	\$ -	\$ 463,477	\$ (14,642)	-3.06%
18	Travel - City Business	\$ -	\$ -	\$ -	\$ -	\$ -	\$ -	\$ -	\$ -	\$ -	0.00%
19	Travel - Training & Conferences	9,102	9,800	9,600	4,816	6,422	9,600	9,600	-	-	0.00%
20	Mileage - Reimbursement	809	775	1,900	193	257	1,900	(1,000)	900	(1,000)	-52.63%
21	Travel - Tolls & Parking	53	-	300	-	-	-	-	-	(300)	-100.00%
22	Memberships and Dues	1,223	1,159	1,356	1,074	1,432	1,356	1,356	-	-	0.00%
23	Subscription and Books	-	-	200	-	-	-	-	-	(200)	-100.00%
24	Telephone System	-	-	-	-	-	-	-	-	-	0.00%
25	Cell Phones/Pagers	-	-	-	-	-	-	-	-	-	0.00%
26	Computer Equip Maint/Repair	-	-	-	-	-	-	-	-	-	0.00%
27	Office Equipment Rental	-	-	-	-	-	-	-	-	-	0.00%
28	Rental - Storage	171	171	200	128	171	200	200	-	-	0.00%
29	Legal Services	24,410	17,039	22,000	29,039	29,039	22,000	8,000	30,000	8,000	36.36%
30	Engineering Services	-	-	-	-	-	-	-	-	-	0.00%
31	Other Professional Services	-	-	1,200	-	-	-	-	-	(1,200)	-100.00%
32	County Recording Fees	258	-	250	-	-	-	-	-	(250)	-100.00%
33	Credit Card Fees	48	970	-	670	893	1,500	1,500	1,500	1,500	0.00%
34	Insurance & Bonds	-	-	-	8	10	-	-	-	-	0.00%
35	Delivery/Courier Service	6	-	-	-	-	-	-	-	-	0.00%
36	Advertising	-	-	-	-	-	-	-	-	-	0.00%
37	Public Notices	4,355	3,930	2,480	3,189	4,252	2,480	2,520	5,000	2,520	101.61%
38	Planning Consulting Services	-	-	147,500	-	-	-	-	-	(147,500)	-100.00%
39	Communication-Public Relations	-	-	-	-	-	-	-	-	-	0.00%
40	Other Contract Services	-	-	-	-	-	-	-	-	-	0.00%
41	IT Software/System Fees	-	8,620	10,053	19,982	19,982	10,053	10,053	-	-	0.00%
42	Services - Inspections/Reviews	8,650	5,500	5,370	6,750	9,000	5,370	5,370	-	-	0.00%
43	Services - Survey	-	-	-	-	-	-	-	-	-	0.00%
44	COVID-19	-	-	-	823	1,097	-	-	-	-	0.00%
2.	Contractual Services	\$ 49,085	\$ 47,964	\$ 202,409	\$ 66,671	\$ 72,554	\$ 54,459	\$ 9,520	\$ 63,979	\$ (138,430)	-68.39%
45	Uniforms (Buy)	\$ 175	\$ -	\$ 200	\$ 213	\$ 284	\$ 200	\$ -	\$ 200	\$ -	0.00%
46	General Office Supplies	838	867	1,800	237	316	1,800	(800)	1,000	(800)	-44.44%
47	Postage	381	889	450	110	147	450	550	1,000	550	122.22%
48	Signs, Graphics & Banners	1,190	2,620	1,200	3,302	4,403	1,200	3,800	5,000	3,800	316.67%
49	City Sponsored Event Supplies	1,369	-	1,320	-	-	1,320	(1,320)	-	(1,320)	-100.00%
50	Food/Meals	60	376	110	-	-	110	(110)	-	(110)	-100.00%
51	Miscellaneous Supplies	-	-	-	-	-	-	-	-	-	0.00%
52	Office Furniture (<\$5K)	-	-	-	-	-	-	-	-	-	0.00%
53	Computer Hardware	-	-	-	-	-	-	-	-	-	0.00%
3.	Commodities	\$ 4,014	\$ 4,752	\$ 5,080	\$ 3,862	\$ 5,149	\$ 5,080	\$ 2,120	\$ 7,200	\$ 2,120	41.73%

	Actual 2017-18	Actual 2018-19	Approved Budget 2019-20	Year to Date w/Encumbrance 6/30/2020	Current Year Estimate 2019-20	Proposed Budget 2020-21	Supplemental Budget 2020-21	Department Proposed Budget 2020-21	Proposed \$ Increase(Decrease) From FY 2019-20 Approved Budget	Proposed % Increase(Decrease) From FY 2019-20 Approved Budget
54 Office Furniture (->\$5K)	\$ -	\$ -	\$ -	\$ -	\$ -	\$ -	\$ -	\$ -	\$ -	0.00%
55 Computer Equipment	-	-	-	-	-	-	-	-	-	0.00%
6. Non-CIP Capital Outlay	\$ -	\$ -	\$ -	\$ -	\$ -	\$ -	\$ -	\$ -	\$ -	0.00%
Total Planning Department	\$ 411,794	\$ 429,001	\$ 685,608	\$ 366,368	\$ 480,547	\$ 523,016	\$ 11,640	\$ 534,656	\$ (150,952)	-22.02%

	Actual 2017-18	Actual 2018-19	Approved Budget 2019-20	Year to Date w/Encumbrance 6/30/2020	Current Year Estimate 2019-20	Proposed Budget 2020-21	Supplemental Budget 2020-21	Department Proposed Budget 2020-21	Proposed \$ Increase(Decrease) From FY 2019-20 Approved Budget	Proposed % Increase(Decrease) From FY 2019-20 Approved Budget
EXPENDITURES:										
Line No.	ECONOMIC DEVELOPMENT									
1	\$ 130,417	\$ 147,295	\$ 192,746	\$ 128,656	\$ 176,055	\$ 203,894	\$ -	\$ 203,894	\$ 11,148	5.78%
2	-	-	-	-	-	-	-	-	-	0.00%
3	-	-	-	-	-	-	-	-	-	0.00%
4	7,155	415	-	-	-	-	-	-	-	0.00%
5	5,147	568	-	-	-	-	-	-	-	0.00%
6	-	-	-	-	-	-	-	-	-	0.00%
7	-	-	5,173	-	-	-	-	-	(5,173)	-100.00%
8	2,928	4,020	4,380	4,185	4,185	4,545	-	4,545	165	3.77%
9	900	904	900	637	872	900	-	900	-	0.00%
10	10,550	10,977	15,545	9,423	12,894	16,014	-	16,014	469	3.02%
11	-	-	-	-	-	-	-	-	-	0.00%
12	-	18	27	432	591	27	-	27	-	0.00%
13	18,473	19,294	25,684	16,860	23,072	27,423	-	27,423	1,739	6.77%
14	13,268	14,077	22,320	14,361	19,651	16,368	-	16,368	(5,952)	-26.67%
15	903	907	1,355	843	1,154	903	-	903	(452)	-33.36%
16	129	129	593	120	164	182	-	182	(411)	-69.31%
17	973	995	1,524	858	1,173	1,570	-	1,570	46	3.02%
18	216	217	324	202	276	216	-	216	(108)	-33.33%
19	8	8	33	24	33	34	-	34	1	3.03%
1. Personnel	\$ 191,067	\$ 199,824	\$ 270,604	\$ 176,600	\$ 240,121	\$ 272,076	\$ -	\$ 272,076	\$ 1,472	0.54%
20	\$ -	\$ -	\$ -	\$ -	\$ -	\$ -	\$ -	\$ -	\$ -	0.00%
21	19,661	22,037	22,200	10,366	13,821	22,200	-	22,200	-	0.00%
22	2,595	1,556	3,200	2,074	2,765	3,200	(1,700)	1,500	(1,700)	-53.13%
23	6	8	-	-	-	-	-	-	-	0.00%
24	14,020	14,035	14,225	8,910	14,225	14,225	-	14,225	-	0.00%
25	347	79	200	110	147	200	-	200	-	0.00%
26	-	-	-	-	-	-	-	-	-	0.00%
27	-	-	-	-	-	-	-	-	-	0.00%
28	-	-	-	-	-	-	-	-	-	0.00%
29	-	-	-	-	-	-	-	-	-	0.00%
30	5,816	3,238	10,000	2,083	2,777	10,000	(5,000)	5,000	(5,000)	-50.00%
31	3,075	482	2,000	-	-	2,000	(1,000)	1,000	(1,000)	-50.00%
32	-	-	75	-	-	75	(75)	-	(75)	-100.00%
33	5,526	5,851	33,000	-	33,000	33,000	(23,000)	10,000	(23,000)	-69.70%
34	29,625	21,557	5,000	-	5,000	5,000	(5,000)	-	(5,000)	-100.00%
35	-	-	-	-	-	-	-	-	-	0.00%
36	-	-	1,420	-	-	1,420	(1,420)	-	(1,420)	-100.00%
37	-	5,494	11,100	9,349	12,465	11,100	-	11,100	-	0.00%
38	-	-	-	2,420	3,227	-	-	-	-	0.00%
39	-	-	-	-	-	-	-	-	-	0.00%
40	-	-	-	-	-	-	-	-	-	0.00%
41	-	-	-	-	-	-	-	-	-	0.00%
2. Contractual Services	\$ 80,670	\$ 74,337	\$ 102,420	\$ 35,311	\$ 87,426	\$ 102,420	\$ (37,195)	\$ 65,225	\$ (37,195)	-36.32%
42	\$ 126	\$ 164	\$ 150	\$ -	\$ -	\$ 150	\$ -	\$ 150	\$ -	0.00%
43	483	844	800	652	870	800	-	800	-	0.00%
44	69	46	200	5	6	200	(200)	-	(200)	-100.00%
45	-	248	100	-	-	100	4,900	5,000	4,900	4900.00%
46	-	-	2,000	1,081	1,441	2,000	-	2,000	-	0.00%
47	1,461	818	650	340	453	650	-	650	-	0.00%
48	199	365	200	203	271	200	-	200	-	0.00%
49	-	-	-	2,051	2,051	-	-	-	-	0.00%
50	-	-	-	-	-	-	-	-	-	0.00%
51	-	-	-	-	-	-	-	-	-	0.00%
3. Commodities	\$ 2,338	\$ 2,486	\$ 4,100	\$ 4,331	\$ 5,091	\$ 4,100	\$ 4,700	\$ 8,800	\$ 4,700	114.63%
Total Economic Development	\$ 274,075	\$ 276,646	\$ 377,124	\$ 216,241	\$ 332,637	\$ 378,596	\$ (32,495)	\$ 346,101	\$ (31,023)	-8.23%

	Actual 2017-18	Actual 2018-19	Approved Budget 2019-20	Year to Date w/Encumbrance 6/30/2020	Current Year Estimate 2019-20	Proposed Budget 2020-21	Supplemental Budget 2020-21	Department Proposed Budget 2020-21	Proposed \$ Increase(Decrease) From FY 2019-20 Approved Budget	Proposed % Increase(Decrease) From FY 2019-20 Approved Budget
EXPENDITURES:										
Line BUDGET & ACCOUNTING										
1	\$ 340,467	\$ 341,554	\$ 407,486	\$ 274,908	\$ 376,190	\$ 415,226	\$ -	\$ 415,226	\$ 7,740	1.90%
2	-	-	-	-	-	-	-	-	-	0.00%
3	-	-	-	-	-	-	-	-	-	0.00%
4	5,758	6,368	2,000	3,834	5,246	2,000	-	2,000	-	0.00%
5	15,077	1,438	-	-	-	-	-	-	-	0.00%
6	8,602	2,645	-	-	-	-	-	-	-	0.00%
7	-	-	-	-	-	-	-	-	-	0.00%
8	-	-	14,116	-	-	-	-	-	(14,116)	-100.00%
9	6,594	5,798	6,788	6,788	6,788	7,373	-	7,373	585	8.62%
10	1,800	1,807	1,800	1,274	1,743	1,800	-	1,800	-	0.00%
11	27,887	25,412	33,063	20,753	28,399	32,620	-	32,620	(443)	-1.34%
12	-	-	-	-	-	-	-	-	-	0.00%
13	-	50	59	945	1,293	59	-	59	-	0.00%
14	47,694	45,291	54,629	36,224	49,570	55,858	-	55,858	1,229	2.25%
15	30,074	32,627	48,360	26,253	35,925	53,196	-	53,196	4,836	10.00%
16	2,475	2,057	2,936	1,713	2,344	2,936	-	2,936	-	0.00%
17	296	258	319	234	320	319	-	319	-	0.00%
18	2,309	2,288	3,226	1,900	2,599	3,183	-	3,183	(43)	-1.33%
19	513	581	702	494	676	702	-	702	-	0.00%
20	55	50	59	43	59	59	-	59	-	0.00%
1. Personnel	\$ 489,601	\$ 468,223	\$ 575,543	\$ 375,362	\$ 511,152	\$ 575,331	\$ -	\$ 575,331	\$ (212)	-0.04%
21	-	-	-	-	-	-	-	-	-	0.00%
22	-	-	-	-	-	-	-	-	-	0.00%
23	2,543	1,576	6,500	3,367	4,490	6,500	(3,000)	3,500	(3,000)	-46.15%
24	697	694	2,000	401	1,534	2,000	(1,000)	1,000	(1,000)	-50.00%
25	1,200	1,587	2,000	816	2,000	2,000	(500)	1,500	(500)	-25.00%
26	435	377	250	55	250	250	-	250	-	0.00%
27	-	-	-	-	-	-	-	-	-	0.00%
28	-	-	-	-	-	-	-	-	-	0.00%
29	-	-	-	-	-	-	-	-	-	0.00%
30	-	-	-	-	-	-	-	-	-	0.00%
31	-	-	-	-	-	-	-	-	-	0.00%
32	-	-	-	-	-	-	-	-	-	0.00%
33	2,017	3,436	3,500	(1,253)	3,500	3,500	-	3,500	-	0.00%
34	507	783	1,000	657	876	1,000	-	1,000	-	0.00%
35	15,672	-	15,000	70	15,000	15,000	(10,000)	5,000	(10,000)	-66.67%
36	-	-	-	-	-	-	-	-	-	0.00%
37	52,097	55,600	65,000	59,630	65,000	65,000	-	65,000	-	0.00%
38	8,860	22,898	26,000	10,360	13,813	26,000	-	26,000	-	0.00%
39	96,302	108,542	126,212	94,548	126,064	132,573	-	132,573	6,361	5.04%
40	2,204	2,311	3,500	-	3,500	3,500	-	3,500	-	0.00%
41	36,289	32,788	40,000	38,493	51,324	40,000	-	40,000	-	0.00%
42	91	96	-	786	1,048	-	-	-	-	0.00%
43	148	(106)	-	3	4	-	-	-	-	0.00%
44	43,617	(43,617)	100	-	-	100	(100)	-	(100)	-100.00%
45	3,600	3,200	3,200	2,000	3,200	3,200	-	3,200	-	0.00%
46	-	-	-	-	-	-	-	-	-	0.00%
47	601	574	600	527	703	600	-	600	-	0.00%
48	6	-	-	-	-	-	-	-	-	0.00%
49	-	-	-	346	461	-	-	-	-	0.00%
50	-	-	-	-	-	-	-	-	-	0.00%
51	-	-	-	-	-	-	-	-	-	0.00%
52	-	-	-	-	-	-	-	-	-	0.00%
53	2,372	346	5,600	2,351	3,134	5,600	(2,300)	3,300	(2,300)	-41.07%
54	-	-	-	-	-	-	-	-	-	0.00%
55	-	135,341	165,000	167,954	167,954	165,000	-	165,000	-	0.00%
56	88,545	81,012	1,353	(3,053)	1,353	1,353	(1,353)	0	(1,353)	-99.97%
57	28,000	31,000	35,000	14,031	35,000	35,000	-	35,000	-	0.00%
58	-	-	-	-	-	-	-	-	-	0.00%
59	-	-	-	6,794	9,059	-	10,000	10,000	10,000	0.00%
2. Contractual Services	\$ 385,800	\$ 438,437	\$ 501,815	\$ 398,883	\$ 509,267	\$ 508,176	\$ (8,253)	\$ 499,923	\$ (1,892)	-0.38%

	Actual 2017-18	Actual 2018-19	Approved Budget 2019-20	Year to Date w/Encumbrance 6/30/2020	Current Year Estimate 2019-20	Proposed Budget 2020-21	Supplemental Budget 2020-21	Department Proposed Budget 2020-21	Proposed \$ Increase(Decrease) From FY 2019-20 Approved Budget	Proposed % Increase(Decrease) From FY 2019-20 Approved Budget
60 Uniforms (Buy)	\$ 460	\$ 395	\$ 650	\$ 194	\$ 650	\$ 650	\$ (150)	\$ 500	\$ (150)	-23.08%
61 General Office Supplies	6,550	7,707	10,000	5,493	10,000	10,000	(3,000)	7,000	(3,000)	-30.00%
62 Postage	1,845	2,157	2,500	22	2,500	2,500	(500)	2,000	(500)	-20.00%
63 City Sponsored Event Supplies	785	1,544	2,500	651	869	2,500	(500)	2,000	(500)	-20.00%
64 Medical Supplies	-	-	-	-	-	-	-	-	-	0.00%
65 Training Supplies	-	-	-	-	-	-	-	-	-	0.00%
66 Miscellaneous Occasions Supplies	-	-	-	-	-	-	-	-	-	0.00%
67 Food/Meals	381	77	-	-	-	-	-	-	-	0.00%
68 Miscellaneous Supplies	-	-	-	-	-	-	-	-	-	0.00%
69 Office Furniture (<\$5K)	-	-	-	-	-	-	-	-	-	0.00%
70 Computer Hardware	2,980	5,039	3,500	5,510	5,510	3,500	(3,500)	-	(3,500)	-100.00%
71 Computer Software	600	-	-	82	82	-	-	-	-	0.00%
72 General Electronic Equipment	-	-	-	-	-	-	-	-	-	0.00%
73 Office Equipment	-	-	-	-	-	-	-	-	-	0.00%
3. Commodities	\$ 13,600	\$ 16,918	\$ 19,150	\$ 11,952	\$ 19,610	\$ 19,150	\$ (7,650)	\$ 11,500	\$ (7,650)	-39.95%
74 Office Furniture (>\$5K)	\$ -	\$ -	\$ -	\$ -	\$ -	\$ -	\$ -	\$ -	\$ -	0.00%
75 Communication Equipment	-	-	-	-	-	-	-	-	-	0.00%
76 Computer Equipment	-	-	-	-	-	-	-	-	-	0.00%
77 Instruments/Apparatus	-	-	-	-	-	-	-	-	-	0.00%
6. Non-CIP Capital Outlay	\$ -	\$ -	\$ -	\$ -	\$ -	\$ -	\$ -	\$ -	\$ -	0.00%
Total Budget & Accounting	\$ 889,000	\$ 923,577	\$ 1,096,508	\$ 786,196	\$ 1,040,030	\$ 1,102,657	\$ (15,903)	\$ 1,086,754	\$ (9,754)	-0.89%

		Actual	Actual	Approved	Year to Date	Current Year	Proposed	Supplemental	Department	Proposed \$	Proposed %
		2017-18	2018-19	Budget	w/Encumbrance	Estimate	Budget	Budget	Proposed	Increase(Decrease)	Increase(Decrease)
				2019-20	6/30/2020	2019-20	2020-21	2020-21	Budget	From FY 2019-20	From FY 2019-20
									2020-21	Approved Budget	Approved Budget
EXPENDITURES:											
Line	MUNICIPAL COURT										
No.											
1	Regular Full Time Wages	\$ 139,706	\$ 169,798	\$ 172,658	\$ 122,100	\$ 167,084	\$ 183,861	\$ -	\$ 183,861	\$ 11,203	6.49%
2	Regular Part Time Wages	-	-	-	-	-	-	-	-	-	0.00%
3	Temporary/Seasonal Wages	-	-	-	-	-	-	-	-	-	0.00%
4	Overtime Wages	1,832	4,796	3,000	4,451	6,091	3,000	-	3,000	-	0.00%
5	Vacation Leave	6,556	386	-	-	-	-	-	-	-	0.00%
6	Sick Leave - Regular	4,379	1,184	-	-	-	-	-	-	-	0.00%
7	Cost of Living Adjustment	-	-	-	-	-	-	-	-	-	0.00%
8	Merit Increase	-	-	5,992	-	-	-	-	-	(5,992)	-100.00%
9	Longevity Pay	4,272	5,880	6,720	6,420	6,420	6,960	-	6,960	240	3.57%
10	Language Incentive	1,818	2,347	2,700	1,357	1,857	1,800	-	1,800	(900)	-33.33%
11	Certification Incentive	-	-	-	-	-	-	-	-	-	0.00%
12	Cell Phone Allowance	-	-	-	-	-	-	-	-	-	0.00%
13	FICA/Social Security	11,459	13,402	14,617	9,675	13,239	14,965	-	14,965	348	2.38%
14	Workers Compensation	-	-	-	-	-	-	-	-	-	0.00%
15	State Unemployment Taxes	-	36	36	576	788	36	-	36	-	0.00%
16	Retirement - TMRS	19,977	23,222	24,151	16,967	23,218	25,626	-	25,626	1,475	6.11%
17	Health Insurance	26,187	28,203	29,760	20,461	28,000	32,736	-	32,736	2,976	10.00%
18	Dental Insurance	1,637	1,814	1,807	1,197	1,638	1,807	-	1,807	-	0.00%
19	Life Insurance	174	208	182	120	164	182	-	182	-	0.00%
20	ST/LT Disability Insurance	996	1,184	1,411	877	1,200	1,445	-	1,445	34	2.41%
21	Vision Insurance	365	416	432	286	392	432	-	432	-	0.00%
22	AD&D	25	29	34	25	34	34	-	34	-	0.00%
	1. Personnel	\$ 219,383	\$ 252,904	\$ 263,500	\$ 184,512	\$ 250,125	\$ 272,884	\$ -	\$ 272,884	\$ 9,384	3.56%
23	Travel - City Business	\$ -	\$ -	\$ -	\$ -	\$ -	\$ -	\$ -	\$ -	\$ -	0.00%
24	Travel - Employee Recruitment	-	-	-	-	-	-	-	-	-	0.00%
25	Travel - Training & Conferences	1,779	64	2,200	600	800	2,200	(700)	1,500	(700)	-31.82%
26	Mileage - Reimbursement	-	-	-	-	-	-	-	-	-	0.00%
27	Memberships and Dues	-	-	-	-	-	-	-	-	-	0.00%
28	Subscription and Books	-	-	-	-	-	-	-	-	-	0.00%
29	Telephone System	-	-	-	438	584	-	-	-	-	0.00%
30	Office Equipment Maint/Repair	-	-	-	-	-	-	-	-	-	0.00%
31	Computer Equip Maint/Repair	-	-	-	-	-	-	-	-	-	0.00%
32	Communication Equip Repair	-	-	-	-	-	-	-	-	-	0.00%
33	Office Equipment Rental	-	-	-	-	-	-	-	-	-	0.00%
34	Rental - Storage	487	504	1,500	223	297	1,500	(1,000)	500	(1,000)	-66.67%
35	Legal Services	30,000	30,333	17,500	6,173	8,230	17,500	(12,500)	5,000	(12,500)	-71.43%
36	Other Professional Services	-	-	-	-	-	-	-	-	-	0.00%
37	Jury Selection Service Pay	66	6	150	-	-	150	-	150	-	0.00%
38	Uncollectible Court Fines	271,939	(141,495)	-	-	-	-	-	-	-	0.00%
39	Credit Card Fees	6,270	8,958	10,000	9,223	12,297	10,000	3,000	13,000	3,000	30.00%
40	Insurance & Bonds	400	400	400	400	533	400	-	400	-	0.00%
41	Bad Debt Collection Service	-	-	-	-	-	-	-	-	-	0.00%
42	Outside Printing	-	264	700	-	-	700	(400)	300	(400)	-57.14%
43	Delivery/Courier Service	-	-	-	-	-	-	-	-	-	0.00%
44	Advertising	-	-	-	-	-	-	-	-	-	0.00%
45	Testing/Certification	-	-	300	-	-	300	(300)	-	(300)	-100.00%
46	Other Contract Services	-	-	-	-	-	-	-	-	-	0.00%
47	IT Software/System Fees	-	21,630	28,505	27,025	27,025	28,505	-	28,505	-	0.00%
48	IT Hosting Services	-	-	-	-	-	-	-	-	-	0.00%
49	Services - Translator	850	700	1,500	-	1,500	1,500	(500)	1,000	(500)	-33.33%
50	Services - Warrant Collections	-	-	1,000	-	1,000	1,000	(1,000)	-	(1,000)	-100.00%
51	Services - Court Judge	30,000	33,448	32,448	24,336	32,448	32,448	-	32,448	-	0.00%
52	Services - Prosecutor	-	-	30,000	22,500	30,000	30,000	-	30,000	-	0.00%
	2. Contractual Services	\$ 341,791	\$ (45,189)	\$ 126,203	\$ 90,917	\$ 84,714	\$ 126,203	\$ (13,400)	\$ 112,803	\$ (13,400)	-10.62%

	Actual 2017-18	Actual 2018-19	Approved Budget 2019-20	Year to Date w/Encumbrance 6/30/2020	Current Year Estimate 2019-20	Proposed Budget 2020-21	Supplemental Budget 2020-21	Department Proposed Budget 2020-21	Proposed \$ Increase(Decrease) From FY 2019-20 Approved Budget	Proposed % Increase(Decrease) From FY 2019-20 Approved Budget
53 Uniforms (Buy)	\$ 308	\$ 301	\$ 250	\$ 96	\$ 128	\$ 250	\$ -	\$ 250	\$ -	0.00%
54 General Office Supplies	2,183	2,033	2,250	1,481	1,975	2,250	(250)	2,000	(250)	-11.11%
55 Postage	1,912	2,161	4,500	-	2,500	4,500	(2,500)	2,000	(2,500)	-55.56%
56 City Sponsored Event Supplies	-	-	-	-	-	-	-	-	-	0.00%
57 Training Supplies	-	-	-	-	-	-	-	-	-	0.00%
58 Miscellaneous Occasions Supplies	-	-	-	-	-	-	-	-	-	0.00%
59 Food/Meals	-	-	-	-	-	-	-	-	-	0.00%
60 Miscellaneous Supplies	-	-	-	-	-	-	-	-	-	0.00%
61 Office Furniture (<\$5K)	-	-	2,000	-	-	2,000	(2,000)	-	(2,000)	-100.00%
62 Communication Equipment	-	-	-	-	-	-	-	-	-	0.00%
63 Computer Hardware	295	-	3,000	4,148	5,531	3,000	(3,000)	-	(3,000)	-100.00%
64 Computer Software	-	2,500	-	-	-	-	-	-	-	0.00%
65 Instruments/Apparatus	-	-	-	-	-	-	-	-	-	0.00%
66 General Electronic Equipment	-	-	-	-	-	-	-	-	-	0.00%
67 Other Office Equipment	-	-	-	-	-	-	-	-	-	0.00%
3. Commodities	\$ 4,697	\$ 6,994	\$ 12,000	\$ 5,725	\$ 10,134	\$ 12,000	\$ (7,750)	\$ 4,250	\$ (7,750)	-64.58%
68 Office Furniture (>\$5K)	\$ -	\$ -	\$ -	\$ -	\$ -	\$ -	\$ -	\$ -	\$ -	0.00%
69 Communication Equipment	-	-	-	-	-	-	-	-	-	0.00%
70 Computer Equipment	-	-	-	-	-	-	-	-	-	0.00%
71 Instruments/Apparatus	-	-	-	-	-	-	-	-	-	0.00%
6. Non-CIP Capital Outlay	\$ -	\$ -	\$ -	\$ -	\$ -	\$ -	\$ -	\$ -	\$ -	0.00%
Total Municipal Court	\$ 565,872	\$ 214,709	\$ 401,703	\$ 281,154	\$ 344,973	\$ 411,087	\$ (21,150)	\$ 389,937	\$ (11,766)	-2.93%

		Actual 2017-18	Actual 2018-19	Approved Budget 2019-20	Year to Date w/Encumbrance 6/30/2020	Current Year Estimate 2019-20	Proposed Budget 2020-21	Supplemental Budget 2020-21	Department Proposed Budget 2020-21	Proposed \$ Increase(Decrease) From FY 2019-20 Approved Budget	Proposed % Increase(Decrease) From FY 2019-20 Approved Budget
EXPENDITURES:											
Line No. PARKS & RECREATION ADMINISTRATION											
1	Regular Full Time Wages	\$ 160,116	\$ 172,454	\$ 174,296	\$ 143,707	\$ 196,652	\$ 169,670	\$ -	\$ 169,670	\$ (4,626)	-2.65%
2	Regular Part Time Wages	-	-	-	-	-	-	-	-	-	0.00%
3	Temporary/Seasonal Wages	-	-	-	-	-	-	-	-	-	0.00%
4	Overtime Wages	1,772	2,930	1,250	755	1,033	1,250	-	1,250	-	0.00%
5	Vacation Leave	2,983	383	-	-	-	-	-	-	-	0.00%
6	Sick Leave - Regular	3,937	474	-	-	-	-	-	-	-	0.00%
7	Cost of Living Adjustment	-	-	-	-	-	-	-	-	-	0.00%
8	Merit Increase	-	-	6,038	-	-	-	-	-	(6,038)	-100.00%
9	Longevity Pay	3,096	4,410	4,950	2,070	2,070	2,610	-	2,610	(2,340)	-47.27%
10	Language Incentive	900	904	900	637	872	900	-	900	-	0.00%
11	FICA/Social Security	11,794	12,410	14,339	10,663	14,592	13,344	-	13,344	(995)	-6.94%
12	Workers Compensation	-	-	-	-	-	-	-	-	-	0.00%
13	State Unemployment Taxes	-	(103)	27	441	603	27	-	27	-	0.00%
14	Retirement - TMRS	21,782	22,865	23,692	18,583	25,430	22,850	-	22,850	(842)	-3.55%
15	Health Insurance	20,445	21,204	22,320	15,641	21,404	24,552	-	24,552	2,232	10.00%
16	Dental Insurance	1,355	1,361	1,355	923	1,264	1,355	-	1,355	-	0.00%
17	Life Insurance	182	179	182	109	149	182	-	182	-	0.00%
18	ST/LT Disability Insurance	1,154	1,188	1,396	869	1,189	1,299	-	1,299	(97)	-6.95%
19	Vision Insurance	324	325	324	217	297	324	-	324	-	0.00%
20	AD&D	34	35	34	27	37	34	-	34	-	0.00%
1. Personnel		\$ 229,874	\$ 241,019	\$ 251,103	\$ 194,642	\$ 265,590	\$ 238,397	\$ -	\$ 238,397	\$ (12,706)	-5.06%
21	Travel - City Business	\$ -	\$ -	\$ -	\$ -	\$ -	\$ -	\$ -	\$ -	\$ -	0.00%
22	Travel - Employee Recruitment	-	-	-	-	-	-	-	-	-	0.00%
23	Travel - Training & Conferences	4,821	2,148	3,500	2,015	2,686	3,500	(1,500)	2,000	(1,500)	-42.86%
24	Mileage - Reimbursement	-	-	-	-	-	-	-	-	-	0.00%
25	Memberships and Dues	1,311	1,274	1,850	1,042	1,390	1,850	(350)	1,500	(350)	-18.92%
26	Subscription and Books	-	-	-	-	-	-	-	-	-	0.00%
27	Telephone System	-	-	-	-	-	-	-	-	-	0.00%
28	Cell Phones/Pagers	-	-	-	-	-	-	-	-	-	0.00%
29	Wireless Data Services	-	-	-	-	-	-	-	-	-	0.00%
30	Lease Payments - Motor Vehicles	-	4,136	6,000	4,253	5,671	6,000	-	6,000	-	0.00%
31	Motor Vehicle Repair/Maint	1,648	2,012	1,000	55	73	1,000	-	1,000	-	0.00%
32	Other Equip Maint/Repair	-	-	-	-	-	-	-	-	-	0.00%
33	Office Equipment Maint/Repair	-	-	-	-	-	-	-	-	-	0.00%
34	Computer Equip Maint/Repair	-	-	-	-	-	-	-	-	-	0.00%
35	Communication Equip Repair	-	-	-	-	-	-	-	-	-	0.00%
36	Office Equipment Rental	1,881	2,443	2,750	866	1,155	2,750	(250)	2,500	(250)	-9.09%
37	Rental - Storage	6	6	6	4	5	6	(6)	-	(6)	-100.00%
38	Legal Services	1,695	1,795	5,000	1,330	1,773	5,000	(2,500)	2,500	(2,500)	-50.00%
39	Engineering Services	-	-	-	-	-	-	-	-	-	0.00%
40	Credit Card Fees	-	17	-	-	-	-	-	-	-	0.00%
41	Insurance & Bonds	-	-	-	-	-	-	-	-	-	0.00%
42	Outside Printing	50	-	850	57	76	850	(850)	-	(850)	-100.00%
43	Delivery/Courier Service	-	-	-	-	-	-	-	-	-	0.00%
44	Advertising	-	174	-	345	460	-	-	-	-	0.00%
45	Other Contract Services	-	-	-	-	-	-	-	-	-	0.00%
46	IT Software/System Fees	-	1,000	-	-	-	-	-	-	-	0.00%
47	IT Hosting Services	-	-	-	-	-	-	-	-	-	0.00%
2. Contractual Services		\$ 11,412	\$ 15,005	\$ 20,956	\$ 9,968	\$ 13,291	\$ 20,956	\$ (5,456)	\$ 15,500	\$ (5,456)	-26.04%
48	Uniforms (Buy)	\$ -	\$ -	\$ -	\$ -	\$ -	\$ -	\$ -	\$ -	\$ -	0.00%
49	General Office Supplies	2,919	2,893	2,500	716	954	2,500	-	2,500	-	0.00%
50	Postage	-	85	200	-	-	200	(200)	-	(200)	-100.00%
51	City Sponsored Event Supplies	-	-	-	-	-	-	-	-	-	0.00%
52	Medical Supplies	-	-	-	126	168	-	100	100	100	0.00%
53	Training Supplies	-	-	-	-	-	-	-	-	-	0.00%
54	Miscellaneous Occasions Supplies	-	-	-	-	-	-	-	-	-	0.00%

	Actual 2017-18	Actual 2018-19	Approved Budget 2019-20	Year to Date w/Encumbrance 6/30/2020	Current Year Estimate 2019-20	Proposed Budget 2020-21	Supplemental Budget 2020-21	Department Proposed Budget 2020-21	Proposed \$ Increase(Decrease) From FY 2019-20 Approved Budget	Proposed % Increase(Decrease) From FY 2019-20 Approved Budget
55 Food/Meals	491	409	150	216	288	150	-	150	-	0.00%
56 Miscellaneous Supplies	-	-	-	-	-	-	-	-	-	0.00%
57 Office Furniture (<\$5K)	-	1,872	-	-	-	-	-	-	-	0.00%
58 Communication Equipment	-	-	-	-	-	-	-	-	-	0.00%
59 Computer Hardware	-	-	-	-	-	-	-	-	-	0.00%
60 Computer Software	-	-	-	-	-	-	-	-	-	0.00%
61 Instruments/Apparatus	-	-	-	-	-	-	-	-	-	0.00%
62 General Electronic Equipment	-	-	-	-	-	-	-	-	-	0.00%
63 Other Office Equipment	-	-	-	-	-	-	-	-	-	0.00%
64 Fuel	700	863	1,000	474	632	1,000	-	1,000	-	0.00%
3. Commodities	\$ 4,111	\$ 6,121	\$ 3,850	\$ 1,532	\$ 2,042	\$ 3,850	\$ (100)	\$ 3,750	\$ (100)	-2.60%
65 Office Furniture (>\$5K)	\$ -	\$ -	\$ -	\$ -	\$ -	\$ -	\$ -	\$ -	\$ -	0.00%
66 Communication Equipment	-	-	-	-	-	-	-	-	-	0.00%
67 Computer Equipment	-	-	-	-	-	-	-	-	-	0.00%
68 Instruments/Apparatus	-	-	-	-	-	-	-	-	-	0.00%
69 Motor Vehicles	-	-	-	-	-	-	-	-	-	0.00%
6. Non-CIP Capital Outlay	\$ -	\$ -	\$ -	\$ -	\$ -	\$ -	\$ -	\$ -	\$ -	0.00%
Total Parks & Recreation Administration	\$ 245,397	\$ 262,145	\$ 275,909	\$ 206,142	\$ 280,923	\$ 263,203	\$ (5,556)	\$ 257,647	\$ (18,262)	-6.62%

	Actual 2017-18	Actual 2018-19	Approved Budget 2019-20	Year to Date w/Encumbrance 6/30/2020	Current Year Estimate 2019-20	Proposed Budget 2020-21	Supplemental Budget 2020-21	Department Proposed Budget 2020-21	Proposed \$ Increase(Decrease) From FY 2019-20 Approved Budget	Proposed % Increase(Decrease) From FY 2019-20 Approved Budget
EXPENDITURES:										
RECREATION PROGRAMS										
1	\$ 114,986	\$ 118,822	\$ 129,881	\$ 82,568	\$ 112,988	\$ 128,128	\$ -	\$ 128,128	\$ (1,753)	-1.35%
2	-	-	-	-	-	-	-	-	-	0.00%
3	53,032	57,423	66,000	5,784	66,000	66,000	-	66,000	-	0.00%
4	9,491	8,611	10,000	447	10,000	10,000	-	10,000	-	0.00%
5	6,364	2,758	-	-	-	-	-	-	-	0.00%
6	3,264	1,284	-	-	-	-	-	-	-	0.00%
7	-	-	-	-	-	-	-	-	-	0.00%
8	-	-	4,499	-	-	-	-	-	(4,499)	-100.00%
9	156	630	435	-	-	570	-	570	135	31.03%
10	-	540	-	118	161	-	-	-	-	0.00%
11	-	-	-	-	-	-	-	-	-	0.00%
12	14,324	14,540	15,528	6,735	9,216	15,659	-	15,659	131	0.84%
13	-	-	-	-	-	-	-	-	-	0.00%
14	-	102	36	525	718	36	-	36	-	0.00%
15	16,907	16,706	17,314	10,501	14,370	18,169	-	18,169	855	4.94%
16	18,469	19,427	22,320	15,451	21,144	24,552	-	24,552	2,232	10.00%
17	1,299	1,263	1,355	907	1,241	1,355	-	1,355	-	0.00%
18	131	114	137	101	138	137	-	137	-	0.00%
19	660	829	1,018	607	830	965	-	965	(53)	-5.21%
20	311	298	324	217	297	324	-	324	-	0.00%
21	24	23	25	19	26	25	-	25	-	0.00%
1.	\$ 239,417	\$ 243,369	\$ 268,872	\$ 123,979	\$ 237,129	\$ 265,920	\$ -	\$ 265,920	\$ (2,952)	-1.10%
22	\$ -	\$ -	\$ -	\$ -	\$ -	\$ -	\$ -	\$ -	\$ -	0.00%
23	-	-	-	-	-	-	-	-	-	0.00%
24	3,840	5,189	7,995	3,930	5,240	7,995	(2,995)	5,000	(2,995)	-37.46%
25	-	21	-	-	-	-	-	-	-	0.00%
26	310	363	250	86	115	250	-	250	-	0.00%
27	-	-	300	78	104	300	(150)	150	(150)	-50.00%
28	-	-	-	-	-	-	-	-	-	0.00%
29	-	-	-	-	-	-	-	-	-	0.00%
30	-	-	-	-	-	-	-	-	-	0.00%
31	928	1,776	2,400	685	913	2,400	(600)	1,800	(600)	-25.00%
32	7,084	6,996	6,000	1,425	6,000	6,000	1,000	7,000	1,000	16.67%
33	-	-	-	-	-	-	-	-	-	0.00%
34	3,111	62	1,500	-	1,500	1,500	(1,500)	-	(1,500)	-100.00%
35	1,065	1,476	1,000	-	1,000	1,000	500	1,500	500	50.00%
36	109	-	1,500	60	80	1,500	(1,500)	-	(1,500)	-100.00%
37	22,159	31,918	40,000	24,878	40,000	40,000	(5,000)	35,000	(5,000)	-12.50%
38	18,581	17,366	42,500	6,501	42,500	42,500	(22,500)	20,000	(22,500)	-52.94%
39	222	28	750	105	141	750	(550)	200	(550)	-73.33%
40	-	-	-	551	734	-	500	500	500	0.00%
41	-	5,892	6,425	4,141	5,521	6,425	-	6,425	-	0.00%
42	500	-	-	-	-	-	-	-	-	0.00%
43	1,679	-	-	-	-	-	-	-	-	0.00%
44	-	-	-	-	-	-	-	-	-	0.00%
2.	\$ 59,588	\$ 71,086	\$ 110,620	\$ 42,440	\$ 103,848	\$ 110,620	\$ (32,795)	\$ 77,825	\$ (32,795)	-29.65%
45	\$ 637	\$ 976	\$ 650	\$ 968	\$ 968	\$ 650	\$ 350	\$ 1,000	\$ 350	53.85%
46	489	1,234	1,000	517	690	1,000	-	1,000	-	0.00%
47	-	-	-	-	-	-	-	-	-	0.00%
48	8,850	4,441	9,000	3,335	4,446	9,000	-	9,000	-	0.00%
49	20,500	7,500	30,000	30,000	30,000	30,000	10,000	40,000	10,000	33.33%
50	9,387	9,914	8,000	114	8,000	8,000	2,000	10,000	2,000	25.00%
51	4,991	3,059	6,000	1,733	2,311	6,000	(1,000)	5,000	(1,000)	-16.67%
52	2,283	1,043	2,000	813	1,085	2,000	(500)	1,500	(500)	-25.00%
53	2,366	10,265	6,500	7,529	7,529	6,500	-	6,500	-	0.00%
54	7,211	10,148	3,500	8,507	11,342	3,500	6,500	10,000	6,500	185.71%
55	39,986	6,397	20,000	1,043	20,000	20,000	-	20,000	-	0.00%
56	9,221	6,041	10,000	2,253	10,000	10,000	-	10,000	-	0.00%
57	-	-	-	-	-	-	-	-	-	0.00%
58	489	689	1,000	722	722	1,000	-	1,000	-	0.00%
59	-	-	-	-	-	-	-	-	-	0.00%

	Actual 2017-18	Actual 2018-19	Approved Budget 2019-20	Year to Date w/Encumbrance 6/30/2020	Current Year Estimate 2019-20	Proposed Budget 2020-21	Supplemental Budget 2020-21	Department Proposed Budget 2020-21	Proposed \$ Increase(Decrease) From FY 2019-20 Approved Budget	Proposed % Increase(Decrease) From FY 2019-20 Approved Budget
60 Miscellaneous Supplies	-	-	-	-	-	-	-	-	-	0.00%
61 Office Furniture (<\$5K)	-	-	-	-	-	-	-	-	-	0.00%
62 Computer Hardware	-	-	-	-	-	-	-	-	-	0.00%
63 Computer Software	-	-	-	-	-	-	-	-	-	0.00%
64 Fuel	-	333	-	-	-	-	-	-	-	0.00%
3. Commodities	\$ 106,409	\$ 62,040	\$ 97,650	\$ 57,535	\$ 97,093	\$ 97,650	\$ 17,350	\$ 115,000	\$ 17,350	17.77%
65 Office Furniture (>\$5K)	\$ -	\$ -	\$ -	\$ -	\$ -	\$ -	\$ -	\$ -	\$ -	0.00%
6. Non-CIP Capital Outlay	\$ -	\$ -	\$ -	\$ -	\$ -	\$ -	\$ -	\$ -	\$ -	0.00%
Total Recreation Programs	\$ 405,415	\$ 376,494	\$ 477,142	\$ 223,954	\$ 438,069	\$ 474,190	\$ (15,445)	\$ 458,745	\$ (18,397)	-3.86%

		Actual 2017-18	Actual 2018-19	Approved Budget 2019-20	Year to Date w/Encumbrance 6/30/2020	Current Year Estimate 2019-20	Proposed Budget 2020-21	Supplemental Budget 2020-21	Department Proposed Budget 2020-21	Proposed \$ Increase(Decrease) From FY 2019-20 Approved Budget	Proposed % Increase(Decrease) From FY 2019-20 Approved Budget
EXPENDITURES:											
Line No.	AQUATIC PROGRAM										
1	Regular Full Time Wages	\$ -	\$ -	\$ -	\$ -	\$ -	\$ -	\$ -	\$ -	\$ -	0.00%
2	Regular Part Time Wages	-	-	-	-	-	-	-	-	-	0.00%
3	Temporary/Seasonal Wages	64,678	67,438	67,239	3,876	67,239	67,239	-	67,239	-	0.00%
4	Overtime Wages	-	-	-	-	-	-	-	-	-	0.00%
5	Merit Increase	-	-	-	-	-	-	-	-	-	0.00%
6	FICA/Social Security	4,948	5,159	5,144	297	5,144	5,144	-	5,144	-	0.00%
7	Workers Compensation	-	-	-	-	-	-	-	-	-	0.00%
8	State Unemployment Taxes	-	67	-	62	85	-	-	-	-	0.00%
9	Retirement - TMRS	-	-	-	-	-	-	-	-	-	0.00%
10	Health Insurance	-	-	-	-	-	-	-	-	-	0.00%
11	Dental Insurance	-	-	-	-	-	-	-	-	-	0.00%
12	Life Insurance	-	-	-	-	-	-	-	-	-	0.00%
1. Personnel		\$ 69,626	\$ 72,664	\$ 72,383	\$ 4,235	\$ 72,468	\$ 72,383	\$ -	\$ 72,383	\$ -	0.00%
13	Travel - City Business	\$ -	\$ -	\$ -	\$ -	\$ -	\$ -	\$ -	\$ -	\$ -	0.00%
14	Travel - Training & Conferences	-	-	-	-	-	-	-	-	-	0.00%
15	Mileage - Reimbursement	-	-	-	-	-	-	-	-	-	0.00%
16	Memberships and Dues	325	356	250	-	-	250	-	250	-	0.00%
17	Subscription and Books	-	-	-	-	-	-	-	-	-	0.00%
18	Light & Power	-	-	-	-	-	-	-	-	-	0.00%
19	Telephone System	-	-	-	-	-	-	-	-	-	0.00%
20	Cell Phones/Pagers	-	-	-	-	-	-	-	-	-	0.00%
21	Water/Sewer/Trash	-	-	-	-	-	-	-	-	-	0.00%
22	Electrical Repairs	-	-	-	-	-	-	-	-	-	0.00%
23	Pump Maint Repair	-	1,580	1,000	1,000	1,333	1,000	-	1,000	-	0.00%
24	Other Equip Maint/Repair	1,211	1,658	1,800	1,654	2,205	1,800	-	1,800	-	0.00%
25	Office Equipment Rental	220	-	900	-	-	900	(900)	-	(900)	-100.00%
26	Legal Services	-	-	-	-	-	-	-	-	-	0.00%
27	Insurance & Bonds	-	-	-	-	-	-	-	-	-	0.00%
28	Swim Lessons	500	1,888	1,820	-	-	1,820	-	1,820	-	0.00%
29	Red Cross Classes	-	-	-	-	-	-	-	-	-	0.00%
30	Swim Team	2,518	2,603	2,000	-	-	2,000	500	2,500	500	25.00%
31	Advertising	245	332	805	15	20	805	-	805	-	0.00%
32	Other Contract Services	-	-	-	-	-	-	-	-	-	0.00%
33	IT Hosting Services	-	-	-	-	-	-	-	-	-	0.00%
2. Contractual Services		\$ 5,020	\$ 8,416	\$ 8,575	\$ 2,669	\$ 3,559	\$ 8,575	\$ (400)	\$ 8,175	\$ (400)	-4.66%
34	Uniforms (Buy)	\$ 1,916	\$ 2,435	\$ 2,000	\$ 1,628	\$ 2,000	\$ 2,000	\$ -	\$ 2,000	\$ -	0.00%
35	General Office Supplies	1,813	1,278	1,500	-	-	1,500	-	1,500	-	0.00%
36	Cleaning Supplies	-	-	-	-	-	-	-	-	-	0.00%
37	Postage	-	-	-	-	-	-	-	-	-	0.00%
38	City Sponsored Event Supplies	-	-	-	-	-	-	-	-	-	0.00%
39	Chemicals	13,885	20,403	18,000	15,235	20,313	18,000	-	18,000	-	0.00%
40	Food/Meals	-	-	-	-	-	-	-	-	-	0.00%
41	Miscellaneous Supplies	914	459	500	204	272	500	-	500	-	0.00%
42	Other Operational Equipment	8,028	7,000	7,000	501	668	7,000	-	7,000	-	0.00%
3. Commodities		\$ 26,555	\$ 31,575	\$ 29,000	\$ 17,568	\$ 23,253	\$ 29,000	\$ -	\$ 29,000	\$ -	0.00%
Total Aquatic Programs		\$ 101,200	\$ 112,655	\$ 109,958	\$ 24,472	\$ 99,279	\$ 109,958	\$ (400)	\$ 109,558	\$ (400)	-0.36%

	Actual 2017-18	Actual 2018-19	Approved Budget 2019-20	Year to Date w/Encumbrance 6/30/2020	Current Year Estimate 2019-20	Proposed Budget 2020-21	Supplemental Budget 2020-21	Department Proposed Budget 2020-21	Proposed \$ Increase(Decrease) From FY 2019-20 Approved Budget	Proposed % Increase(Decrease) From FY 2019-20 Approved Budget
EXPENDITURES:										
Line No.	PARKS MAINTENANCE & OPERATIONS									
1	\$ 391,543	\$ 448,393	\$ 511,025	\$ 357,658	\$ 489,427	\$ 517,007	\$ 123,968	\$ 640,975	\$ 129,950	25.43%
2	-	-	-	-	-	-	-	-	-	0.00%
3	18,335	14,029	21,838	3,094	21,838	21,838	-	21,838	-	0.00%
4	20,072	19,105	20,500	17,694	24,213	20,500	-	20,500	-	0.00%
5	16,950	5,710	-	-	-	-	-	-	-	0.00%
6	16,594	2,864	-	-	-	-	-	-	-	0.00%
7	-	-	-	-	-	-	-	-	-	0.00%
8	-	-	17,703	-	-	-	-	-	(17,703)	-100.00%
9	8,376	11,460	12,960	12,960	12,960	13,485	-	13,485	525	4.05%
10	3,000	2,896	3,000	2,123	2,905	3,000	-	3,000	-	0.00%
11	34,738	36,899	44,907	28,762	39,358	44,051	9,484	53,535	8,628	19.21%
12	-	-	45	-	-	-	-	-	(45)	-100.00%
13	-	135	126	2,189	2,995	126	-	126	-	0.00%
14	57,345	61,703	71,440	49,255	67,401	72,573	16,240	88,813	17,373	24.32%
15	76,144	90,272	104,161	76,407	104,557	114,576	32,736	147,312	43,151	41.43%
16	4,959	5,891	6,324	4,450	6,090	6,324	1,806	8,130	1,806	28.56%
17	507	608	638	466	638	638	182	820	182	28.53%
18	2,786	3,280	4,085	2,645	3,619	4,001	930	4,931	846	20.71%
19	1,186	1,401	1,512	1,096	1,500	1,512	432	1,944	432	28.57%
20	94	108	118	92	126	118	34	152	34	28.81%
1. Personnel	\$ 652,629	\$ 704,755	\$ 820,382	\$ 558,891	\$ 777,627	\$ 819,749	\$ 185,812	\$ 1,005,561	\$ 185,179	22.57%
21	\$ -	\$ -	\$ -	\$ -	\$ -	\$ -	\$ -	\$ -	\$ -	0.00%
22	-	-	-	-	-	-	-	-	-	0.00%
23	-	-	-	-	-	-	-	-	-	0.00%
24	2,933	1,997	2,100	2,556	2,556	2,100	-	2,100	-	0.00%
25	-	-	-	-	-	-	-	-	-	0.00%
26	558	235	275	183	244	275	(25)	250	(25)	-9.09%
27	-	-	-	-	-	-	-	-	-	0.00%
28	14,305	16,070	17,000	8,216	10,955	17,000	-	17,000	-	0.00%
29	-	-	-	-	-	-	-	-	-	0.00%
30	-	-	-	-	-	-	-	-	-	0.00%
31	-	-	-	-	-	-	-	-	-	0.00%
32	-	-	-	-	-	-	-	-	-	0.00%
33	9,627	8,448	11,500	9,002	12,003	11,500	(1,500)	10,000	(1,500)	-13.04%
34	1,688	3,982	15,000	8,232	10,976	15,000	(5,000)	10,000	(5,000)	-33.33%
35	-	-	-	-	-	-	-	-	-	0.00%
36	654	216	1,000	63	84	1,000	-	1,000	-	0.00%
37	12,306	18,039	11,500	8,813	11,751	11,500	8,500	20,000	8,500	73.91%
38	2,551	2,243	2,000	216	288	2,000	500	2,500	500	25.00%
39	-	-	-	-	-	-	-	-	-	0.00%
40	-	-	-	-	-	-	-	-	-	0.00%
41	-	-	-	-	-	-	-	-	-	0.00%
42	4,446	5,143	6,000	6,571	8,761	6,000	500	6,500	500	8.33%
43	-	4,298	28,000	12,759	17,012	28,000	12,000	40,000	12,000	42.86%
44	11,332	10,392	9,000	9,654	12,872	9,000	1,000	10,000	1,000	11.11%
45	5,325	5,534	5,000	7,650	10,200	5,000	3,000	8,000	3,000	60.00%
46	6,784	7,371	6,000	5,076	6,768	6,000	-	6,000	-	0.00%
47	-	500	-	-	-	-	-	-	-	0.00%
48	-	-	-	-	-	-	-	-	-	0.00%
49	815	1,114	750	-	-	750	(750)	-	(750)	-100.00%
50	8,023	6,358	6,000	2,483	3,310	6,000	-	6,000	-	0.00%
51	-	-	-	-	-	-	-	-	-	0.00%
52	15,538	43,538	58,500	54,378	58,500	58,500	-	58,500	-	0.00%
53	-	-	-	-	-	-	-	-	-	0.00%
54	-	-	-	-	-	-	-	-	-	0.00%
55	-	-	-	15,676	20,902	-	-	-	-	0.00%
56	-	-	-	-	-	-	-	-	-	0.00%
2. Contractual Services	\$ 96,882	\$ 135,479	\$ 179,625	\$ 151,529	\$ 187,183	\$ 179,625	\$ 18,225	\$ 197,850	\$ 18,225	10.15%

	Actual 2017-18	Actual 2018-19	Approved Budget 2019-20	Year to Date w/Encumbrance 6/30/2020	Current Year Estimate 2019-20	Proposed Budget 2020-21	Supplemental Budget 2020-21	Department Proposed Budget 2020-21	Proposed \$ Increase(Decrease) From FY 2019-20 Approved Budget	Proposed % Increase(Decrease) From FY 2019-20 Approved Budget	
57	Uniforms (Buy)	\$ 4,477	\$ 5,485	\$ 3,750	\$ 4,975	\$ 4,975	\$ 3,750	\$ 2,000	\$ 5,750	\$ 2,000	53.33%
58	General Office Supplies	6,350	3,678	2,000	905	1,207	2,000	-	2,000	-	0.00%
59	Cleaning Supplies	2,388	1,857	1,500	1,027	1,369	1,500	500	2,000	500	33.33%
60	Cleaning - Paper Products	1,867	1,744	1,200	1,012	1,349	1,200	-	1,200	-	0.00%
61	Safety Signs and Barricades	3,280	501	750	1,663	2,218	750	1,250	2,000	1,250	166.67%
62	Striping/Street Signs/Lt Poles	738	-	125	-	-	125	-	125	-	0.00%
63	Building Materials	607	3,057	150	26	35	150	350	500	350	233.33%
64	Sand and Gravel	5,901	2,204	4,250	2,204	2,939	4,250	-	4,250	-	0.00%
65	Electrical/Plumbing Supplies	2,789	2,192	2,000	2,865	3,820	2,000	1,000	3,000	1,000	50.00%
66	Miscellaneous Hardware	787	148	325	859	1,145	325	175	500	175	53.85%
67	City Sponsored Event Supplies	-	-	-	-	-	-	-	-	-	0.00%
68	Medical Supplies	-	-	-	-	-	-	-	-	-	0.00%
69	Chemicals	-	-	-	378	504	-	-	-	-	0.00%
70	Pesticides	11,498	8,637	10,000	1,304	10,000	10,000	-	10,000	-	0.00%
71	Botanical/Landscape	2,976	2,039	1,000	562	749	1,000	-	1,000	-	0.00%
72	Minor Tools/Instruments	-	-	-	-	-	-	-	-	-	0.00%
73	Training Supplies	-	-	-	-	-	-	-	-	-	0.00%
74	Miscellaneous Occasions Supplies	-	-	-	-	-	-	-	-	-	0.00%
75	Food/Meals	147	84	150	158	210	150	350	500	350	233.33%
76	Grounds Keeping Equipment	10,624	8,299	8,000	7,303	8,000	8,000	-	8,000	-	0.00%
77	Street Maintenance Equipment	-	-	-	-	-	-	-	-	-	0.00%
78	Facility Maintenance Tools	-	-	-	-	-	-	-	-	-	0.00%
79	Other Field Equipment	3,644	3,341	2,500	1,643	2,191	2,500	17,720	20,220	17,720	708.80%
80	Other Operational Equipment	1,366	736	250	375	500	250	-	250	-	0.00%
81	Fuel	22,852	25,054	25,000	13,592	18,123	25,000	-	25,000	-	0.00%
3. Commodities		\$ 82,294	\$ 69,055	\$ 62,950	\$ 40,852	\$ 59,334	\$ 62,950	\$ 23,345	\$ 86,295	\$ 23,345	37.08%
82	Office Furniture & Equip(>\$5K)	\$ -	\$ -	\$ -	\$ -	\$ -	\$ -	\$ -	\$ -	\$ -	0.00%
83	Computer Equipment	-	-	-	-	-	-	-	-	-	0.00%
84	Instruments/Apparatus	-	-	-	-	-	-	-	-	-	0.00%
85	Machine Tools/Apparatus	-	-	-	-	-	-	-	-	-	0.00%
86	Light Equipment	-	18,732	20,000	1,056	20,000	-	36,500	36,500	16,500	82.50%
87	Motor Vehicles	-	-	-	-	-	-	-	-	-	0.00%
88	Heavy Equipment	-	-	-	-	-	-	-	-	-	0.00%
89	Other Equipment	21,516	34,824	35,000	-	35,000	-	-	-	(35,000)	-100.00%
90	Building & Storage Facilities	10,000	-	-	-	-	-	-	-	-	0.00%
91	Park Improvements - Waterleaf	-	-	-	-	-	-	-	-	-	0.00%
92	Park Improvements - Steeplechase	-	-	-	-	-	-	-	-	-	0.00%
93	Park Improvements - Gregg-Clarke	-	-	-	-	-	-	-	-	-	0.00%
94	Park Improvements - Lake Kyle	-	-	-	-	-	-	-	-	-	0.00%
95	Park Improvements - City Square	-	-	-	-	-	-	-	-	-	0.00%
6. Non-CIP Capital Outlay		\$ 31,516	\$ 53,556	\$ 55,000	\$ 1,056	\$ 55,000	\$ -	\$ 36,500	\$ 36,500	\$ (18,500)	-33.64%
Total Parks Maintenance & Operations		\$ 863,321	\$ 962,846	\$ 1,117,957	\$ 752,328	\$ 1,079,144	\$ 1,062,324	\$ 263,882	\$ 1,326,206	\$ 208,249	18.63%

		Actual	Actual	Approved	Year to Date	Current Year	Proposed	Supplemental	Department	Proposed \$	Proposed %
		2017-18	2018-19	Budget	w/Encumbrance	Estimate	Budget	Budget	Proposed	Increase(Decrease)	Increase(Decrease)
				2019-20	6/30/2020	2019-20	2020-21	2020-21	Budget	From FY 2019-20	From FY 2019-20
										Approved Budget	Approved Budget
EXPENDITURES:											
Line	BUILDING & FACILITIES MAINTENANCE										
No.											
1	Regular Full Time Wages	\$ 149,114	\$ 190,459	\$ 196,962	\$ 143,371	\$ 196,192	\$ 203,383	\$ -	\$ 203,383	\$ 6,421	3.26%
2	Regular Part Time Wages	-	-	-	-	-	-	-	-	-	0.00%
3	Temporary/Seasonal Wages	4,063	443	-	-	-	-	-	-	-	0.00%
4	Overtime Wages	2,837	5,803	4,000	5,175	7,082	4,000	-	4,000	-	0.00%
5	Vacation Leave	6,908	318	-	-	-	-	-	-	-	0.00%
6	Sick Leave - Regular	7,287	1,367	-	-	-	-	-	-	-	0.00%
7	Cost of Living Adjustment	-	-	-	-	-	-	-	-	-	0.00%
8	Merit Increase	-	-	6,823	-	-	-	-	-	(6,823)	-100.00%
9	Longevity Pay	3,912	5,610	5,505	5,505	5,505	6,525	-	6,525	1,020	18.53%
10	FICA/Social Security	11,949	14,444	16,317	10,721	14,671	16,364	-	16,364	47	0.29%
11	Workers Compensation	-	-	-	-	-	-	-	-	-	0.00%
12	State Unemployment Taxes	-	48	27	720	985	45	-	45	18	66.67%
13	Retirement - TMRS	21,433	25,635	26,960	19,458	26,626	28,022	-	28,022	1,062	3.94%
14	Health Insurance	20,313	31,937	37,200	27,903	38,182	40,920	-	40,920	3,720	10.00%
15	Dental Insurance	1,355	2,098	2,258	1,696	2,321	2,258	-	2,258	-	0.00%
16	Life Insurance	182	121	228	168	229	228	-	228	-	0.00%
17	ST/LT Disability Insurance	1,131	1,326	1,570	1,035	1,417	1,574	-	1,574	4	0.25%
18	Vision Insurance	324	502	540	410	560	540	-	540	-	0.00%
19	AD&D	34	40	42	33	46	42	-	42	-	0.00%
	1. Personnel	\$ 230,842	\$ 280,152	\$ 298,432	\$ 216,195	\$ 293,818	\$ 303,901	\$ -	\$ 303,901	\$ 5,469	1.83%
20	Uniform Rental	\$ -	\$ -	\$ -	\$ -	\$ -	\$ -	\$ -	\$ -	\$ -	0.00%
21	Travel - City Business	-	-	-	-	-	-	-	-	-	0.00%
22	Travel - Employee Recruitment	-	-	-	-	-	-	-	-	-	0.00%
23	Travel - Training & Conferences	409	-	1,600	-	-	1,600	(1,100)	500	(1,100)	-68.75%
24	Mileage - Reimbursement	-	-	-	-	-	-	-	-	-	0.00%
25	Travel - Tolls & Parking	-	-	-	-	-	-	-	-	-	0.00%
26	Memberships and Dues	28	-	100	-	-	100	(100)	-	(100)	-100.00%
27	Subscription and Books	-	-	-	-	-	-	-	-	-	0.00%
28	Annual Facility Lease	-	-	-	-	-	-	-	-	-	0.00%
29	Short Term Facility Rental	-	-	-	-	-	-	-	-	-	0.00%
30	Light & Power	-	-	-	-	-	-	-	-	-	0.00%
31	Natural Gas/Propane	-	-	-	-	-	-	-	-	-	0.00%
32	Telephone System	-	-	-	-	-	-	-	-	-	0.00%
33	Cell Phones/Pagers	-	-	-	-	-	-	-	-	-	0.00%
34	Internet Service	-	-	-	-	-	-	-	-	-	0.00%
35	Water/Sewer/Trash	-	-	-	-	-	-	-	-	-	0.00%
36	Roofing Repairs	-	-	1,500	-	1,500	1,500	(1,500)	-	(1,500)	-100.00%
37	Electrical Repairs	3,348	3,089	3,500	139	185	3,500	-	3,500	-	0.00%
38	Heating/Cooling Repairs	358	5,600	20,000	-	20,000	20,000	-	20,000	-	0.00%
39	Plumbing Repairs	1,002	766	800	38	50	800	-	800	-	0.00%
40	Carpentry/Painting	458	12,895	14,823	-	14,823	14,500	-	14,500	(323)	-2.18%
41	Concrete Masonary	-	-	-	-	-	-	-	-	-	0.00%
42	Grounds Maintenance/Repair	-	-	-	-	-	-	-	-	-	0.00%
43	Misc Facility Repairs/Maint	651	2,851	14,764	6,984	14,764	14,764	(9,764)	5,000	(9,764)	-66.13%
44	Janitorial Service - Contract	-	-	-	-	-	-	-	-	-	0.00%
45	Light Equipment Rental	-	-	-	-	-	-	-	-	-	0.00%
46	Lease Payments - Motor Vehicles	-	-	12,000	3,752	5,002	12,000	-	12,000	-	0.00%
47	Motor Vehicle Repair/Maint	646	5,901	4,500	330	4,500	4,500	-	4,500	-	0.00%
48	Trailers/Light Vehicles M & R	-	-	-	-	-	-	-	-	-	0.00%
49	Extended Warranty	-	-	-	-	-	-	-	-	-	0.00%
50	Body Shop Repairs	-	-	-	-	-	-	-	-	-	0.00%
51	Machine Tools Maint/Repair	-	-	-	-	-	-	-	-	-	0.00%
52	Other Equip Maint/Repair	-	-	-	-	-	-	-	-	-	0.00%
53	Insurance & Bonds	-	-	-	-	-	-	-	-	-	0.00%
54	Testing/Certification	-	-	-	-	-	-	-	-	-	0.00%
55	Other Contract Services	-	-	-	-	-	-	-	-	-	0.00%
56	Trash Collection Service	-	-	-	-	-	-	-	-	-	0.00%
57	Landscaping/Groundskeeping	-	-	2,000	-	2,000	2,000	(2,000)	-	(2,000)	-100.00%
58	COVID-19	-	-	-	2,183	2,911	-	-	-	-	0.00%
59	Services - Temporary Employment	-	-	-	-	-	-	-	-	-	0.00%
	2. Contractual Services	\$ 6,900	\$ 31,103	\$ 75,587	\$ 13,426	\$ 65,736	\$ 75,264	\$ (14,464)	\$ 60,800	\$ (14,787)	-19.56%

	Actual 2017-18	Actual 2018-19	Approved Budget 2019-20	Year to Date w/Encumbrance 6/30/2020	Current Year Estimate 2019-20	Proposed Budget 2020-21	Supplemental Budget 2020-21	Department Proposed Budget 2020-21	Proposed \$ Increase(Decrease) From FY 2019-20 Approved Budget	Proposed % Increase(Decrease) From FY 2019-20 Approved Budget
60	Uniforms (Buy)	606	1,643	1,000	682	1,000	200	1,200	200	20.00%
61	General Office Supplies	731	308	1,000	672	896	(500)	500	(500)	-50.00%
62	Cleaning Supplies	884	820	500	58	500	500	1,000	500	100.00%
63	Cleaning - Paper Products	224	851	500	-	500	500	1,000	500	100.00%
64	Safety Signs and Barricades	-	-	200	-	200	(200)	-	(200)	-100.00%
65	Building Materials	765	104	1,000	14	1,000	(500)	500	(500)	-50.00%
66	Electrical/Plumbing Supplies	3,478	735	3,200	2,839	3,785	(200)	3,000	(200)	-6.25%
67	Machine Fabricated Parts	175	-	-	-	-	-	-	-	0.00%
68	Miscellaneous Hardware	110	210	160	129	172	(10)	150	(10)	-6.25%
69	City Sponsored Event Supplies	-	-	-	-	-	-	-	-	0.00%
70	Medical Supplies	119	-	400	275	366	(150)	250	(150)	-37.50%
71	Pesticides	-	-	-	-	-	-	-	-	0.00%
72	Minor Tools/Instruments	1,267	1,017	1,200	89	118	(200)	1,000	(200)	-16.67%
73	Training Supplies	-	-	-	-	-	-	-	-	0.00%
74	Miscellaneous Occasions Supplies	-	-	-	-	-	-	-	-	0.00%
75	Food/Meals	40	-	40	-	40	(40)	-	(40)	-100.00%
76	Miscellaneous Supplies	1,305	1,398	900	1,129	1,506	200	1,100	200	22.22%
77	Office Furniture (<\$5K)	-	-	-	-	-	-	-	-	0.00%
78	Communication Equipment	-	-	-	-	-	-	-	-	0.00%
79	Other Office Equipment	-	-	-	-	-	-	-	-	0.00%
80	Grounds Keeping Equipment	-	-	-	-	-	-	-	-	0.00%
81	Facility Maintenance Tools	737	521	500	472	630	-	500	-	0.00%
82	Other Field Equipment	-	-	-	-	-	-	-	-	0.00%
83	Other Operational Equipment	3,878	2,489	4,000	2,208	2,943	(1,500)	2,500	(1,500)	-37.50%
84	Fuel	1,731	1,713	3,000	1,256	1,675	(1,000)	2,000	(1,000)	-33.33%
3. Commodities		\$ 16,051	\$ 11,808	\$ 17,600	\$ 9,822	\$ 15,291	\$ (2,900)	\$ 14,700	\$ (2,900)	-16.48%
85	Computer Equipment	\$ -	\$ -	\$ -	\$ -	\$ -	\$ -	\$ -	\$ -	0.00%
86	Instruments/Apparatus	-	-	-	-	-	-	-	-	0.00%
87	Machine Tools/Apparatus	-	-	-	-	-	-	-	-	0.00%
88	Light Equipment	-	-	-	-	-	-	-	-	0.00%
89	Motor Vehicles	-	-	-	-	-	-	-	-	0.00%
90	Heavy Equipment	-	-	-	-	-	-	-	-	0.00%
91	Other Equipment	-	83,813	250,000	-	-	-	-	(250,000)	-100.00%
92	Building & Storage Facilities	-	-	-	-	-	-	-	-	0.00%
6. Non-CIP Capital Outlay		\$ -	\$ 83,813	\$ 250,000	\$ -	\$ -	\$ -	\$ -	\$ (250,000)	-100.00%
Total Building & Facilities Maintenance		\$ 253,793	\$ 406,876	\$ 641,619	\$ 239,443	\$ 374,845	\$ (17,364)	\$ 379,401	\$ (262,218)	-40.87%

		Actual 2017-18	Actual 2018-19	Approved Budget 2019-20	Year to Date w/Encumbrance 6/30/2020	Current Year Estimate 2019-20	Proposed Budget 2020-21	Supplemental Budget 2020-21	Department Proposed Budget 2020-21	Proposed \$ Increase(Decrease) From FY 2019-20 Approved Budget	Proposed % Increase(Decrease) From FY 2019-20 Approved Budget
EXPENDITURES:											
Line No.	PUBLIC LIBRARY										
1	Regular Full Time Wages	\$ 352,924	\$ 383,677	\$ 395,034	\$ 285,797	\$ 391,091	\$ 408,997	\$ -	\$ 408,997	\$ 13,963	3.53%
2	Regular Part Time Wages	45,634	49,765	58,265	32,663	44,697	56,364	-	56,364	(1,901)	-3.26%
3	Temporary/Seasonal Wages	-	-	-	-	-	-	-	-	-	0.00%
4	Overtime Wages	1,054	1,176	1,680	900	1,232	1,680	-	1,680	-	0.00%
5	Vacation Leave	12,070	5,657	-	-	-	-	-	-	-	0.00%
6	Sick Leave - Regular	11,826	1,959	-	-	-	-	-	-	-	0.00%
7	Cost of Living Adjustment	-	-	-	-	-	-	-	-	-	0.00%
8	Merit Increase	-	-	15,703	-	-	-	-	-	(15,703)	-100.00%
9	Longevity Pay	4,128	6,630	8,265	8,265	8,265	9,885	-	9,885	1,620	19.60%
10	Language Incentive	2,700	2,711	2,700	1,911	2,615	2,700	-	2,700	-	0.00%
11	Certification Incentive	-	-	-	-	-	-	-	-	-	0.00%
12	FICA/Social Security	32,607	34,190	36,846	24,879	34,045	36,691	-	36,691	(155)	-0.42%
13	Workers Compensation	-	-	-	-	-	-	-	-	-	0.00%
14	State Unemployment Taxes	-	116	117	1,680	2,298	117	-	117	-	0.00%
15	Retirement - TMRs	47,844	50,492	53,068	37,416	51,201	55,256	-	55,256	2,188	4.12%
16	Health Insurance	61,391	62,924	66,960	49,741	68,066	73,656	-	73,656	6,696	10.00%
17	Dental Insurance	4,178	4,044	4,065	2,947	4,033	4,065	-	4,065	-	0.00%
18	Life Insurance	467	445	456	335	459	456	-	456	-	0.00%
19	ST/LT Disability Insurance	2,581	2,711	3,136	2,063	2,823	3,151	-	3,151	15	0.48%
20	Vision Insurance	999	967	972	705	964	972	-	972	-	0.00%
21	AD&D	86	81	84	67	92	84	-	84	-	0.00%
1. Personnel		\$ 580,489	\$ 607,544	\$ 647,351	\$ 449,370	\$ 611,882	\$ 654,074	\$ -	\$ 654,074	\$ 6,723	1.04%
22	Travel - City Business	\$ -	\$ -	\$ -	\$ -	\$ -	\$ -	\$ -	\$ -	\$ -	0.00%
23	Travel - Employee Recruitment	-	-	-	-	-	-	-	-	-	0.00%
24	Travel - Training & Conferences	3,124	1,906	7,000	1,357	1,809	7,000	(3,500)	3,500	(3,500)	-50.00%
25	Mileage - Reimbursement	110	394	800	192	256	800	(300)	500	(300)	-37.50%
26	Travel - Tolls & Parking	-	-	-	-	-	-	-	-	-	0.00%
27	Memberships and Dues	1,960	1,812	2,000	1,588	2,117	2,000	-	2,000	-	0.00%
28	Subscription and Books	-	-	-	-	-	-	-	-	-	0.00%
29	Light & Power	-	-	-	-	-	-	-	-	-	0.00%
30	Natural Gas/Propane	-	-	-	-	-	-	-	-	-	0.00%
31	Telephone System	-	-	-	-	-	-	-	-	-	0.00%
32	Water/Sewer/Trash	-	-	-	-	-	-	-	-	-	0.00%
33	Carpentry/Painting	-	-	-	-	-	-	-	-	-	0.00%
34	Grounds Maintenance/Repair	-	-	-	-	-	-	-	-	-	0.00%
35	Misc Facility Repairs/Maint	-	1,306	1,500	-	-	1,500	(1,500)	-	(1,500)	-100.00%
36	Janitorial Service - Contract	-	-	-	-	-	-	-	-	-	0.00%
37	Maintenance - Building	-	-	-	-	-	-	-	-	-	0.00%
38	Other Equip Maint/Repair	-	-	-	-	-	-	-	-	-	0.00%
39	Office Equipment Maint/Repair	-	-	-	-	-	-	-	-	-	0.00%
40	Computer Equip Maint/Repair	-	-	-	-	-	-	-	-	-	0.00%
41	Communication Equip Repair	-	-	-	-	-	-	-	-	-	0.00%
42	Office Equipment Rental	6,885	7,442	7,200	3,447	7,200	7,200	-	7,200	-	0.00%
43	Rental - Storage	78	78	100	59	78	100	-	100	-	0.00%
44	Legal Services	-	-	-	-	-	-	-	-	-	0.00%
45	Credit Card Fees	221	164	300	83	111	300	-	300	-	0.00%
46	Insurance & Bonds	-	-	-	-	-	-	-	-	-	0.00%
47	Library Programs	11,349	15,900	17,000	4,334	17,000	17,000	(2,000)	15,000	(2,000)	-11.76%
48	Outside Printing	-	-	-	-	-	-	-	-	-	0.00%
49	Delivery/Courier Service	-	-	-	-	-	-	-	-	-	0.00%
50	Advertising	-	-	-	-	-	-	-	-	-	0.00%
51	Testing/Certification	-	-	-	-	-	-	-	-	-	0.00%
52	Other Contract Services	-	-	-	-	-	-	-	-	-	0.00%
53	IT Software/System Fees	7,604	10,607	29,437	30,616	30,616	29,437	(6,000)	23,437	(6,000)	-20.38%
54	IT Hosting Services	-	-	-	-	-	-	-	-	-	0.00%
55	Trash Collection Service	-	-	-	-	-	-	-	-	-	0.00%
56	Services - Temporary Employment	-	-	-	-	-	-	-	-	-	0.00%
57	COVID-19	-	-	-	314	419	-	-	-	-	0.00%
2. Contractual Services		\$ 31,331	\$ 39,610	\$ 65,337	\$ 41,989	\$ 59,606	\$ 65,337	\$ (13,300)	\$ 52,037	\$ (13,300)	-20.36%

	Actual 2017-18	Actual 2018-19	Approved Budget 2019-20	Year to Date w/Encumbrance 6/30/2020	Current Year Estimate 2019-20	Proposed Budget 2020-21	Supplemental Budget 2020-21	Department Proposed Budget 2020-21	Proposed \$ Increase(Decrease) From FY 2019-20 Approved Budget	Proposed % Increase(Decrease) From FY 2019-20 Approved Budget
58 Uniforms (Buy)	\$ -	\$ 234	\$ 350	\$ -	\$ 350	\$ 350	\$ (150)	\$ 200	\$ (150)	-42.86%
59 General Office Supplies	12,047	12,507	13,000	6,987	9,316	13,000	(500)	12,500	(500)	-3.85%
60 Cleaning Supplies	-	-	-	-	-	-	-	-	-	0.00%
61 Postage	1,198	832	1,500	518	691	1,500	(500)	1,000	(500)	-33.33%
62 City Sponsored Event Supplies	498	580	625	-	625	625	(25)	600	(25)	-4.00%
63 Medical Supplies	-	-	-	126	168	-	-	-	-	0.00%
64 Training Supplies	-	-	-	-	-	-	-	-	-	0.00%
65 Miscellaneous Occasions Supplies	-	-	-	-	-	-	-	-	-	0.00%
66 Food/Meals	-	-	-	-	-	-	-	-	-	0.00%
67 Loan Star Grant Supplies	-	-	-	-	-	-	-	-	-	0.00%
68 Periodicals	4,209	4,468	5,150	4,586	6,115	5,150	-	5,150	-	0.00%
69 Library Books	74,870	51,878	53,260	25,009	53,260	53,260	-	53,260	-	0.00%
70 Books on CD/Movies	8,533	5,800	6,000	2,584	6,000	6,000	-	6,000	-	0.00%
71 E-Books	7,996	7,913	8,000	7,500	8,000	8,000	-	8,000	-	0.00%
72 Library Collections	-	-	-	-	-	-	-	-	-	0.00%
73 Office Furniture (<\$5K)	-	-	-	-	-	-	-	-	-	0.00%
74 Communication Equipment	-	-	-	-	-	-	-	-	-	0.00%
75 Computer Hardware	-	-	-	-	-	-	-	-	-	0.00%
76 Computer Software	16,006	10,849	-	-	-	-	-	-	-	0.00%
77 Instruments/Apparatus	-	-	-	-	-	-	-	-	-	0.00%
78 General Electronic Equipment	140	498	500	15	500	500	(250)	250	(250)	-50.00%
79 Other Office Equipment	-	-	-	-	-	-	-	-	-	0.00%
80 Fuel	-	77	500	-	-	500	(500)	-	(500)	-100.00%
3. Commodities	\$ 125,497	\$ 95,637	\$ 88,885	\$ 47,326	\$ 85,025	\$ 88,885	\$ (1,925)	\$ 86,960	\$ (1,925)	-2.17%
81 Office Furniture (>\$5K)	\$ -	\$ -	\$ -	\$ -	\$ -	\$ -	\$ -	\$ -	\$ -	0.00%
82 Communication Equipment	-	-	-	-	-	-	-	-	-	0.00%
83 Computer Equipment	-	-	59,600	60,280	60,280	-	-	-	(59,600)	-100.00%
84 Instruments/Apparatus	-	-	-	-	-	-	-	-	-	0.00%
6. Non-CIP Capital Outlay	\$ -	\$ -	\$ 59,600	\$ 60,280	\$ 60,280	\$ -	\$ -	\$ -	\$ (59,600)	-100.00%
Total Public Library	\$ 737,317	\$ 742,790	\$ 861,173	\$ 598,965	\$ 816,793	\$ 808,296	\$ (15,225)	\$ 793,071	\$ (68,102)	-7.91%

	Actual 2017-18	Actual 2018-19	Approved Budget 2019-20	Year to Date w/Encumbrance 6/30/2020	Current Year Estimate 2019-20	Proposed Budget 2020-21	Supplemental Budget 2020-21	Department Proposed Budget 2020-21	Proposed \$ Increase(Decrease) From FY 2019-20 Approved Budget	Proposed % Increase(Decrease) From FY 2019-20 Approved Budget	
EXPENDITURES:											
Line No. POLICE OPERATIONS											
1	Regular Full Time Wages	\$ 2,827,486	\$ 3,256,034	\$ 3,922,378	\$ 2,750,161	\$ 3,763,378	\$ 3,977,954	\$ 386,257	\$ 4,364,211	\$ 441,833	11.26%
2	Regular Part Time Wages	27,851	37,898	-	29,762	40,727	107,854	-	107,854	107,854	0.00%
3	Temporary/Seasonal Wages	4,016	581	-	-	-	-	-	-	-	0.00%
4	Overtime Wages	208,232	242,543	75,000	209,835	287,142	75,000	-	75,000	-	0.00%
5	Shift Pay	-	-	-	-	-	-	-	-	-	0.00%
6	Vacation Leave	154,008	40,518	-	-	-	-	-	-	-	0.00%
7	Sick Leave - Regular	18,083	2,660	-	-	-	-	-	-	-	0.00%
8	Sick Leave - Civil Service	67,825	13,166	4,000	-	-	4,000	-	4,000	-	0.00%
9	Cost of Living Adjustment	-	-	-	-	-	-	-	-	-	0.00%
10	Merit Increase	-	-	16,906	-	-	-	-	-	(16,906)	-100.00%
11	Longevity Pay	41,160	61,485	70,035	69,645	69,645	75,180	-	75,180	5,145	7.35%
12	Clothing Allowance	-	-	-	-	-	-	-	-	-	0.00%
13	Car Allowance	6,000	6,129	6,000	4,246	5,811	6,000	-	6,000	-	0.00%
14	Language Incentive	21,121	20,847	21,150	13,213	18,081	17,250	-	17,250	(3,900)	-18.44%
15	Certification Incentive	19,882	21,879	21,900	16,192	22,158	21,522	-	21,522	(378)	-1.73%
16	Education Incentive	17,146	4,252	20,100	-	20,100	26,100	-	26,100	6,000	29.85%
17	FICA/Social Security	249,246	270,043	318,046	225,713	308,870	329,781	29,549	359,330	41,284	12.98%
18	Workers Compensation	-	-	-	-	-	-	-	-	-	0.00%
19	State Unemployment Taxes	-	632	558	8,553	11,704	567	27	594	36	6.45%
20	Retirement - TMRS	426,015	462,145	525,504	390,599	534,504	564,722	50,601	615,323	89,819	17.09%
21	Health Insurance	345,813	383,193	461,283	322,165	440,858	515,592	24,552	540,144	78,861	17.10%
22	Dental Insurance	22,998	25,012	28,004	19,174	26,238	28,456	1,356	29,812	1,808	6.46%
23	Life Insurance	2,430	2,605	2,872	1,761	2,410	2,917	138	3,055	183	6.37%
24	ST/LT Disability Insurance	20,266	22,486	30,035	17,780	24,331	33,065	1,019	34,084	4,049	13.48%
25	Vision Insurance	5,499	6,004	6,696	4,585	6,274	6,804	324	7,128	432	6.45%
26	AD&D	414	504	772	423	579	538	24	562	(210)	-27.20%
	1. Personnel	\$ 4,485,492	\$ 4,880,614	\$ 5,531,239	\$ 4,083,807	\$ 5,582,809	\$ 5,793,302	\$ 493,847	\$ 6,287,149	\$ 755,910	13.67%
27	Travel - City Business	\$ -	\$ -	\$ -	\$ -	\$ -	\$ -	\$ -	\$ -	\$ -	0.00%
28	Travel - Employee Recruitment	-	-	-	-	-	-	-	-	-	0.00%
29	Travel - Training & Conferences	49,334	46,262	49,900	34,809	46,412	49,900	-	49,900	-	0.00%
30	Mileage - Reimbursement	-	-	-	-	-	-	-	-	-	0.00%
31	Travel - Tolls & Parking	-	16	-	103	137	-	-	-	-	0.00%
32	Memberships and Dues	1,661	2,724	2,950	604	805	2,950	-	2,950	-	0.00%
33	Subscription and Books	2,135	2,478	2,400	-	2,400	2,400	-	2,400	-	0.00%
34	Long Term Facility Lease	-	-	-	-	-	-	-	-	-	0.00%
35	Light & Power	-	-	-	-	-	-	-	-	-	0.00%
36	Natural Gas/Propane	-	-	-	-	-	-	-	-	-	0.00%
37	Telephone System	-	-	-	-	-	-	-	-	-	0.00%
38	Cell Phones/Pagers	-	725	-	-	-	-	29,500	29,500	29,500	0.00%
39	Internet Service	-	-	-	-	-	-	-	-	-	0.00%
40	Wireless Data Services	-	-	-	-	-	-	-	-	-	0.00%
41	Water/Sewer/Trash	-	-	-	-	-	-	-	-	-	0.00%
42	Radio Service/Lease	28,362	28,472	30,100	19,353	25,804	30,100	-	30,100	-	0.00%
43	Electrical Repairs	-	-	-	-	-	-	-	-	-	0.00%
44	Heating/Cooling Repairs	-	-	-	-	-	-	-	-	-	0.00%
45	Plumbing Repairs	-	-	-	-	-	-	-	-	-	0.00%
46	Grounds Maintenance/Repair	-	-	-	-	-	-	-	-	-	0.00%
47	Misc Facility Repairs/Maint	117	-	-	-	-	-	-	-	-	0.00%
48	Janitorial Service - Contract	-	-	-	-	-	-	-	-	-	0.00%
49	Light Equipment Rental	-	-	-	-	-	-	-	-	-	0.00%
50	Lease Payments - Motor Vehicles	3,312	110,934	335,600	147,814	197,085	335,600	74,600	410,200	74,600	22.23%
51	Motor Vehicle Repair/Maint	84,265	227,858	71,500	150,315	200,421	71,500	78,500	150,000	78,500	109.79%
52	Repair/Maintenance - Minor	1,606	1,611	1,650	399	532	1,650	-	1,650	-	0.00%
53	Equipment Maint - Motorcycles	10,537	10,056	15,000	11,746	15,661	15,000	-	15,000	-	0.00%
54	Extended Warranty	-	-	-	-	-	-	-	-	-	0.00%
55	Body Shop Repairs	20,580	27,673	25,000	9,787	13,049	25,000	-	25,000	-	0.00%
56	Other Equip Maint/Repair	3,114	1,507	2,000	1,802	2,402	2,000	-	2,000	-	0.00%
57	Office Equipment Maint/Repair	945	1,174	2,400	1,680	2,240	2,400	(1,200)	1,200	(1,200)	-50.00%
58	Computer Equip Maint/Repair	1,795	2,047	2,000	29	38	2,000	(2,000)	-	(2,000)	-100.00%
59	Communication Equip Repair	10,159	11,397	5,000	5,111	6,814	5,000	-	5,000	-	0.00%
60	Office Equipment Rental	8,687	8,851	8,600	8,291	11,054	8,600	-	8,600	-	0.00%
61	Equipment Rental - Motorcycles	14,040	12,870	14,400	7,020	9,360	14,400	-	14,400	-	0.00%

	Actual 2017-18	Actual 2018-19	Approved Budget 2019-20	Year to Date w/Encumbrance 6/30/2020	Current Year Estimate 2019-20	Proposed Budget 2020-21	Supplemental Budget 2020-21	Department Proposed Budget 2020-21	Proposed \$ Increase(Decrease) From FY 2019-20 Approved Budget	Proposed % Increase(Decrease) From FY 2019-20 Approved Budget
62 Rental - Storage	3,935	3,303	3,000	1,903	2,537	3,000	-	3,000	-	0.00%
63 Legal Services	23,736	51,901	50,000	123,185	164,246	50,000	100,000	150,000	100,000	200.00%
64 Medical Services/Drug Testing	-	-	200	-	-	200	(200)	-	(200)	-100.00%
65 Veterinarian Services	1,909	3,584	3,500	2,492	3,323	3,500	-	3,500	-	0.00%
66 Other Professional Services	3,392	2,149	2,000	2,465	3,287	2,000	-	2,000	-	0.00%
67 Settlement Payment	-	-	-	-	-	-	-	-	-	0.00%
68 County Recording Fees	-	-	-	-	-	-	-	-	-	0.00%
69 Credit Card Fees	391	(845)	500	(407)	(407)	500	-	500	-	0.00%
70 Insurance & Bonds	-	-	-	-	-	-	-	-	-	0.00%
71 Customer Claims & Reimbursement	-	1,250	-	-	-	-	-	-	-	0.00%
72 Outside Printing	6,748	2,993	6,000	4,352	5,803	6,000	-	6,000	-	0.00%
73 Delivery/Courier Service	898	743	2,000	334	445	2,000	(2,000)	-	(2,000)	-100.00%
74 Advertising	-	-	-	-	-	-	-	-	-	0.00%
75 New Hire Screening	-	-	-	-	-	-	-	-	-	0.00%
76 Relocation Expenses	-	-	-	-	-	-	-	-	-	0.00%
77 SM-Hays Co Animal Control	71,468	141,881	256,547	256,547	256,547	256,547	-	256,547	-	0.00%
78 Hays County Co-Location	-	-	-	-	-	-	-	-	-	0.00%
79 Other Contract Services	13,572	15,358	16,000	7,123	9,497	16,000	(16,000)	-	(16,000)	-100.00%
80 IT Software/System Fees	-	172,172	165,087	171,048	171,048	165,087	-	165,087	-	0.00%
81 IT Hosting Services	-	-	-	-	-	-	-	-	-	0.00%
82 IT Warranties	-	-	-	-	-	-	-	-	-	0.00%
83 Landscaping/Groundskeeping	-	-	-	-	-	-	-	-	-	0.00%
84 Services - Architectural	-	47,100	-	-	-	-	-	-	-	0.00%
85 Services - Auction Services	-	-	-	-	-	-	-	-	-	0.00%
86 Services - Demolition/Lot Clean	13,306	13,325	16,000	1,000	16,000	16,000	-	16,000	-	0.00%
87 Services - Investigations	1,192	2,460	3,000	-	3,000	3,000	2,000	5,000	2,000	66.67%
88 Services - Medical Exams	-	-	-	-	-	-	-	-	-	0.00%
89 Services - Temporary Employment	-	-	-	-	-	-	-	-	-	0.00%
90 Services - Towing	5,039	4,790	5,000	3,797	5,062	5,000	-	5,000	-	0.00%
91 Services - Translator	156	1,370	800	2,625	3,500	800	1,500	2,300	1,500	187.50%
92 Services - SANE Medical Exams	1,700	9,329	8,000	-	8,000	8,000	-	8,000	-	0.00%
93 Emergency-Flood/Storm	-	-	-	-	-	-	-	-	-	0.00%
94 Services - Civil Service	53,238	1,221	-	2,505	3,340	-	-	-	-	0.00%
95 Services - Consulting	4,400	-	-	-	-	-	-	-	-	0.00%
Services - Physical Fitness	-	-	-	-	-	-	-	-	-	0.00%
2. Contractual Services	\$ 447,727	\$ 970,740	\$ 1,106,134	\$ 977,829	\$ 978,664	\$ 1,106,134	\$ 264,700	\$ 1,370,834	\$ 264,700	23.93%
96 Uniforms (Buy)	\$ 100,011	\$ 64,875	\$ 92,000	\$ 59,395	\$ 79,194	\$ 92,000	\$ (27,000)	\$ 65,000	\$ (27,000)	-29.35%
97 General Office Supplies	28,681	26,312	30,640	16,471	21,962	30,640	1,500	32,140	1,500	4.90%
98 Cleaning Supplies	-	-	-	-	-	-	-	-	-	0.00%
99 Postage	2,808	2,944	2,000	158	2,000	2,000	(1,500)	500	(1,500)	-75.00%
100 Safety Signs and Barricades	-	-	-	-	-	-	-	-	-	0.00%
101 Building Materials	-	-	-	-	-	-	-	-	-	0.00%
102 Sand and Gravel	-	-	-	-	-	-	-	-	-	0.00%
103 Street/Drain/Sidewalk Materials	-	-	-	-	-	-	-	-	-	0.00%
104 Electrical/Plumbing Supplies	-	19	-	-	-	-	-	-	-	0.00%
105 City Sponsored Event Supplies	4,242	3,421	4,350	455	606	4,350	(3,350)	1,000	(3,350)	-77.01%
106 Law Enforcement Training Supplies	-	-	-	-	-	-	-	-	-	0.00%
107 Fire Prevention Supplies	1,134	2,258	1,500	2,501	3,335	1,500	-	1,500	-	0.00%
108 Medical Supplies	1,613	2,017	2,000	1,241	1,655	2,000	-	2,000	-	0.00%
109 Minor Tools/Instruments	1,952	1,556	2,500	289	385	2,500	(1,000)	1,500	(1,000)	-40.00%
110 PD Video&Digital Evidence Syst	124,077	-	-	-	-	-	-	-	-	0.00%
111 Training Supplies	-	-	-	-	-	-	-	-	-	0.00%
112 Axon - Taser, Dash & Body Cam	-	-	-	-	-	-	-	-	-	0.00%
113 Food/Meals	2,361	2,125	1,900	1,596	2,128	1,900	-	1,900	-	0.00%
114 Miscellaneous Supplies	-	-	-	-	-	-	-	-	-	0.00%
115 Fire Arms Supplies	33,116	30,237	32,498	9,252	32,498	32,498	-	32,498	-	0.00%
116 Investigative Supplies	6,123	4,856	6,064	1,772	6,064	6,064	-	6,064	-	0.00%
117 Less Lethal	20,638	12,619	20,000	9,385	20,000	20,000	-	20,000	-	0.00%
118 Ammunition	29,930	12,734	30,000	10,017	30,000	30,000	(15,000)	15,000	(15,000)	-50.00%
119 Office Furniture (<\$5K)	-	-	-	-	-	-	4,500	4,500	4,500	0.00%
120 Lost/Damaged Mobile Phones	-	-	-	900	1,200	-	-	-	-	0.00%
121 Communication Equipment	-	-	-	-	-	-	-	-	-	0.00%
122 Photographic Equipment	44	844	1,400	579	772	1,400	-	1,400	-	0.00%
123 Computer Hardware	-	8,175	-	6,434	8,579	-	34,500	34,500	34,500	0.00%
124 Computer Software	4,639	15,600	-	-	-	-	-	-	-	0.00%

	Actual 2017-18	Actual 2018-19	Approved Budget 2019-20	Year to Date w/Encumbrance 6/30/2020	Current Year Estimate 2019-20	Proposed Budget 2020-21	Supplemental Budget 2020-21	Department Proposed Budget 2020-21	Proposed \$ Increase(Decrease) From FY 2019-20 Approved Budget	Proposed % Increase(Decrease) From FY 2019-20 Approved Budget
125 Instruments/Apparatus	686	598	700	-	700	700	(700)	-	(700)	-100.00%
126 General Electronic Equipment	431	630	900	729	972	900	(900)	-	(900)	-100.00%
127 Other Office Equipment	811	801	900	193	257	900	(900)	-	(900)	-100.00%
128 Animal Control Devices/Supply	6,387	5,428	7,000	2,394	7,000	7,000	-	7,000	-	0.00%
129 Facility Maintenance Tools	-	-	-	-	-	-	-	-	-	0.00%
130 Other Operational Equipment	6,378	6,196	11,000	5,050	11,000	11,000	(5,000)	6,000	(5,000)	-45.45%
131 Equipment - Radio	1,939	1,902	3,500	-	3,500	3,500	(1,500)	2,000	(1,500)	-42.86%
132 Equipment - Emergency Lights, Siren	-	-	-	-	-	-	-	-	-	0.00%
133 Equipment - Bicycle Accessories	-	-	500	-	500	500	(500)	-	(500)	-100.00%
134 Fuel	152,241	146,955	135,000	85,410	135,000	135,000	7,000	142,000	7,000	5.19%
3. Commodities	\$ 530,243	\$ 353,100	\$ 386,352	\$ 214,222	\$ 369,307	\$ 386,352	\$ (9,850)	\$ 376,502	\$ (9,850)	-2.55%
135 Office Furniture (>\$5K)	\$ -	\$ -	\$ -	\$ -	\$ -	\$ -	\$ -	\$ -	\$ -	0.00%
136 Communication Equipment	-	-	-	-	-	-	-	-	-	0.00%
137 Computer Equipment	-	-	-	-	-	-	-	-	-	0.00%
138 Instruments/Apparatus	-	-	-	-	-	-	-	-	-	0.00%
139 Machine Tools/Apparatus	-	-	-	-	-	-	-	-	-	0.00%
140 Light Equipment	-	-	29,200	26,387	29,200	-	-	-	(29,200)	-100.00%
141 Motor Vehicles	-	-	-	-	-	-	-	-	-	0.00%
142 Building & Storage Facilities	-	-	-	-	-	-	-	-	-	0.00%
6. Non-CIP Capital Outlay	\$ -	\$ -	\$ 29,200	\$ 26,387	\$ 29,200	\$ -	\$ -	\$ -	\$ (29,200)	-100.00%
143 Transfer Out - Victims Coordinator Match	\$ 24,225	\$ -	\$ -	\$ -	\$ -	\$ -	\$ -	\$ -	\$ -	0.00%
144 Transfer Out - Mental Health Match	-	-	-	-	-	-	-	-	-	0.00%
145 Transfer Out - Juvenile Justice Match	35,092	-	-	-	-	-	-	-	-	0.00%
7. Transfers	\$ 59,317	\$ -	\$ -	\$ -	\$ -	\$ -	\$ -	\$ -	\$ -	0.00%
Total Police Operations	\$ 5,522,779	\$ 6,204,454	\$ 7,052,925	\$ 5,302,245	\$ 6,959,980	\$ 7,285,788	\$ 748,697	\$ 8,034,485	\$ 981,560	13.92%

	Actual 2017-18	Actual 2018-19	Approved Budget 2019-20	Year to Date w/Encumbrance 6/30/2020	Current Year Estimate 2019-20	Proposed Budget 2020-21	Supplemental Budget 2020-21	Department Proposed Budget 2020-21	Proposed \$ Increase(Decrease) From FY 2019-20 Approved Budget	Proposed % Increase(Decrease) From FY 2019-20 Approved Budget
EXPENDITURES:										
Line No. POLICE SUPPORT SERVICES										
1	\$ 487,352	\$ 564,087	\$ 915,786	\$ 442,185	\$ 605,095	\$ 915,187	\$ 69,032	\$ 984,219	\$ 68,433	7.47%
2	33,925	29,746	42,030	22,263	30,465	44,016	-	44,016	1,986	4.73%
3	7,075	5,630	-	-	-	-	-	-	-	0.00%
4	50,584	75,529	21,500	61,385	84,000	20,000	-	20,000	(1,500)	-6.98%
5	18,819	3,077	-	-	-	-	-	-	-	0.00%
6	11,896	1,331	-	-	-	-	-	-	-	0.00%
7	-	-	-	-	-	-	-	-	-	0.00%
8	-	-	26,909	-	-	-	-	-	(26,909)	-100.00%
9	5,628	7,395	9,825	8,085	8,085	9,930	-	9,930	105	1.07%
10	537	270	900	630	862	900	-	900	-	0.00%
11	-	-	-	-	-	-	-	-	-	0.00%
12	45,996	51,414	77,729	40,073	54,837	75,737	5,281	81,018	3,289	4.23%
13	-	-	-	-	-	-	-	-	-	0.00%
14	-	181	225	2,608	3,568	225	18	243	18	8.00%
15	71,771	82,309	122,837	67,411	92,247	123,871	9,043	132,914	10,077	8.20%
16	83,906	100,290	171,121	83,605	114,406	188,232	16,368	204,600	33,479	19.56%
17	5,862	6,324	10,389	5,012	6,859	10,389	903	11,292	903	8.69%
18	592	647	1,050	562	769	1,049	91	1,140	90	8.57%
19	3,518	4,007	7,079	3,302	4,519	6,942	518	7,460	381	5.38%
20	1,323	1,558	2,484	1,202	1,645	2,484	216	2,700	216	8.70%
21	106	124	192	108	148	193	17	210	18	9.38%
1. Personnel	\$ 828,888	\$ 933,920	\$ 1,410,056	\$ 738,431	\$ 1,007,506	\$ 1,399,155	\$ 101,487	\$ 1,500,642	\$ 90,586	6.42%
22	-	-	-	-	-	-	-	-	-	0.00%
23	-	-	-	-	-	-	-	-	-	0.00%
24	3,769	8,211	8,500	2,814	3,753	8,500	-	8,500	-	0.00%
25	-	-	-	-	-	-	-	-	-	0.00%
26	1,116	100	1,200	877	1,169	1,200	-	1,200	-	0.00%
27	154	29	500	-	-	500	(500)	-	(500)	-100.00%
28	-	-	-	-	-	-	-	-	-	0.00%
29	-	-	-	-	-	-	-	-	-	0.00%
30	-	-	-	-	-	-	-	-	-	0.00%
31	-	-	-	-	-	-	-	-	-	0.00%
32	-	-	-	-	-	-	-	-	-	0.00%
33	-	-	57,200	-	-	57,200	74,802	132,002	74,802	130.77%
34	-	450	4,400	-	4,400	4,400	(4,400)	-	(4,400)	-100.00%
35	1,445	-	-	-	-	-	-	-	-	0.00%
2. Contractual Services	\$ 6,484	\$ 8,790	\$ 71,800	\$ 3,691	\$ 9,322	\$ 71,800	\$ 69,902	\$ 141,702	\$ 69,902	97.36%
36	\$ 2,942	\$ 4,650	\$ 7,000	\$ 2,110	\$ 7,000	\$ 7,000	\$ (3,000)	\$ 4,000	\$ (3,000)	-42.86%
37	2,056	2,360	2,800	2,314	3,085	2,800	-	2,800	-	0.00%
38	819	-	2,000	-	2,000	2,000	-	2,000	-	0.00%
39	-	-	-	-	-	-	-	-	-	0.00%
40	-	-	-	-	-	-	-	-	-	0.00%
41	-	-	100	-	100	100	(100)	-	(100)	-100.00%
42	-	-	-	-	-	-	-	-	-	0.00%
43	-	-	-	-	-	-	-	-	-	0.00%
44	25	72	250	-	250	250	(250)	-	(250)	-100.00%
45	154	241	500	-	500	500	(250)	250	(250)	-50.00%
46	-	-	-	-	-	-	-	-	-	0.00%
47	-	-	-	-	-	-	-	-	-	0.00%
48	(23)	-	1,000	79	105	1,000	(1,000)	-	(1,000)	-100.00%
49	63	2,108	3,600	3,509	3,509	3,600	3,000	6,600	3,000	83.33%
3. Commodities	\$ 6,037	\$ 9,430	\$ 17,250	\$ 8,012	\$ 16,549	\$ 17,250	\$ (1,600)	\$ 15,650	\$ (1,600)	-9.28%
50	-	-	-	-	-	-	-	-	-	0.00%
51	-	-	-	-	-	-	-	-	-	0.00%
52	-	-	-	-	-	-	-	-	-	0.00%
53	-	-	-	-	-	-	-	-	-	0.00%
6. Non-CIP Capital Outlay	\$ -	\$ -	\$ -	\$ -	\$ -	\$ -	\$ -	\$ -	\$ -	0.00%
Total Police Support Services	\$ 841,409	\$ 952,140	\$ 1,499,106	\$ 750,135	\$ 1,033,377	\$ 1,488,205	\$ 169,789	\$ 1,657,994	\$ 158,888	10.60%

		Actual 2017-18	Actual 2018-19	Approved Budget 2019-20	Year to Date w/Encumbrance 6/30/2020	Current Year Estimate 2019-20	Proposed Budget 2020-21	Supplemental Budget 2020-21	Department Proposed Budget 2020-21	Proposed \$ Increase(Decrease) From FY 2019-20 Approved Budget	Proposed % Increase(Decrease) From FY 2019-20 Approved Budget
EXPENDITURES:											
Line No.	EMERGENCY MEDICAL SERVICES (Contract)										
1	Water/Sewer/Trash	\$ -	\$ -	\$ -	\$ -	\$ -	\$ -	\$ -	\$ -	\$ -	0.00%
2	Body Shop Repairs	-	-	-	-	-	-	-	-	-	0.00%
3	Other Equip Maint/Repair	-	-	-	-	-	-	-	-	-	0.00%
4	Insurance & Bonds	-	-	-	-	-	-	-	-	-	0.00%
5	SM-Hays Co Emerg Medical	63,405	-	-	-	-	-	-	-	-	0.00%
6	Kyle Fire Dept	-	-	-	-	-	-	-	-	-	0.00%
7	Other Contract Services	-	-	-	-	-	-	-	-	-	0.00%
8	Other Contributions	-	-	-	-	-	-	-	-	-	0.00%
	2. Contractual Services	\$ 63,405	\$ -	\$ -	\$ -	\$ -	\$ -	\$ -	\$ -	\$ -	0.00%
9	Capital Improv - Construction	\$ -	\$ -	\$ -	\$ -	\$ -	\$ -	\$ -	\$ -	\$ -	0.00%
	6. Non-CIP Capital Outlay	\$ -	\$ -	\$ -	\$ -	\$ -	\$ -	\$ -	\$ -	\$ -	0.00%
	Total Emergency Medical Services (Contract)	\$ 63,405	\$ -	\$ -	\$ -	\$ -	\$ -	\$ -	\$ -	\$ -	0.00%
EXPENDITURES:											
Line No.	KYLE FIRE DEPARTMENT										
1	Maintenance - Equipment	\$ -	\$ -	\$ -	\$ -	\$ -	\$ -	\$ -	\$ -	\$ -	0.00%
2	Insurance & Bonds	21,622	28,966	-	-	-	-	-	-	-	0.00%
3	Purchase Equipment	-	-	-	-	-	-	-	-	-	0.00%
	2. Contractual Services	\$ 21,622	\$ 28,966	\$ -	\$ -	\$ -	\$ -	\$ -	\$ -	\$ -	0.00%
	Total Kyle Fire Department	\$ 21,622	\$ 28,966	\$ -	\$ -	\$ -	\$ -	\$ -	\$ -	\$ -	0.00%
EXPENDITURES:											
Line No.	COUNCIL INITIATED PROGRAMS										
1	Community Health Support	\$ -	\$ -	\$ -	\$ -	\$ -	\$ -	\$ -	\$ -	\$ -	0.00%
2	1st Year On Us Program	-	-	20,000	-	20,000	-	-	-	(20,000)	-100.00%
3	Downtown High Density Development Study	-	-	-	-	-	-	-	-	-	0.00%
4	Services - Public Transportation	-	-	85,000	3,750	85,000	85,000	65,000	150,000	65,000	76.47%
	2. Contractual Services	\$ -	\$ -	\$ 105,000	\$ 3,750	\$ 105,000	\$ 85,000	\$ 65,000	\$ 150,000	\$ 45,000	42.86%
5	Veteran's Memorial (CIP)	\$ -	\$ -	\$ 10,000	\$ -	\$ 10,000	\$ -	\$ -	\$ -	\$ (10,000)	-100.00%
	6. Non-CIP Capital Outlay	\$ -	\$ -	\$ 10,000	\$ -	\$ 10,000	\$ -	\$ -	\$ -	\$ (10,000)	-100.00%
	Total Council Initiated Programs	\$ -	\$ -	\$ 115,000	\$ 3,750	\$ 115,000	\$ 85,000	\$ 65,000	\$ 150,000	\$ 35,000	30.43%

	Actual 2017-18	Actual 2018-19	Approved Budget 2019-20	Year to Date w/Encumbrance 6/30/2020	Current Year Estimate 2019-20	Proposed Budget 2020-21	Supplemental Budget 2020-21	Department Proposed Budget 2020-21	Proposed \$ Increase(Decrease) From FY 2019-20 Approved Budget	Proposed % Increase(Decrease) From FY 2019-20 Approved Budget
EXPENDITURES:										
Line No.	STREET MAINTENANCE									
1	\$ 509,902	\$ 511,730	\$ 813,619	\$ 447,465	\$ 612,321	\$ 429,382	\$ 17,587	\$ 446,969	\$ (366,651)	-45.06%
2	-	-	-	-	-	-	-	-	-	0.00%
3	-	-	-	-	-	-	-	-	-	0.00%
4	17,586	20,869	25,750	14,182	19,407	12,750	125	12,875	(12,875)	-50.00%
5	22,815	1,453	-	-	-	-	-	-	-	0.00%
6	23,234	2,040	-	-	-	-	-	-	-	0.00%
7	-	-	-	-	-	-	-	-	-	0.00%
8	-	-	24,633	-	-	-	-	-	(24,633)	-100.00%
9	5,352	8,527	8,841	8,316	8,316	7,186	-	7,186	(1,655)	-18.72%
10	-	-	-	-	-	-	-	-	-	0.00%
11	616	992	988	699	957	494	-	494	(494)	-50.00%
12	41,310	38,514	66,848	33,233	45,476	34,411	1,355	35,766	(31,082)	-46.50%
13	-	-	253	-	-	-	-	-	(253)	-100.00%
14	-	94	189	2,222	3,041	99	3	102	(88)	-46.30%
15	73,071	68,723	110,453	59,447	81,349	58,925	2,320	61,245	(49,208)	-44.55%
16	91,027	93,031	156,538	81,302	111,256	90,188	2,046	92,234	(64,304)	-41.08%
17	6,167	6,058	9,503	4,892	6,694	4,978	113	5,091	(4,412)	-46.43%
18	620	599	960	504	689	503	12	515	(446)	-46.41%
19	3,845	3,809	6,367	3,209	4,391	3,278	133	3,411	(2,956)	-46.43%
20	1,472	1,465	2,272	1,191	1,630	1,190	27	1,217	(1,055)	-46.43%
21	116	169	177	122	167	93	2	95	(82)	-46.33%
1. Personnel	\$ 797,132	\$ 758,071	\$ 1,227,391	\$ 656,786	\$ 895,695	\$ 643,477	\$ 23,722	\$ 667,199	\$ (560,193)	-45.64%
22	\$ -	\$ -	\$ -	\$ -	\$ -	\$ -	\$ -	\$ -	\$ -	0.00%
23	-	-	-	-	-	-	-	-	-	0.00%
24	-	-	-	-	-	-	-	-	-	0.00%
25	255	1,369	3,950	639	852	1,975	-	1,975	(1,975)	-50.00%
26	-	-	-	-	-	-	-	-	-	0.00%
27	199	-	-	-	-	-	-	-	-	0.00%
28	-	-	-	-	-	-	-	-	-	0.00%
29	185,748	206,982	195,000	151,671	195,000	195,000	15,000	210,000	15,000	7.69%
30	-	-	-	-	-	-	-	-	-	0.00%
31	-	-	-	-	-	-	-	-	-	0.00%
32	-	-	-	22	30	-	-	-	-	0.00%
33	-	-	-	-	-	-	-	-	-	0.00%
34	10,131	8,774	6,000	4,852	6,470	6,000	-	6,000	-	0.00%
35	-	-	3,264	2,281	3,041	3,264	(1,264)	2,000	(1,264)	-38.73%
36	31,401	3,438	15,000	29,008	29,008	15,000	-	15,000	-	0.00%
37	256	-	-	-	-	-	-	-	-	0.00%
38	65	-	-	-	-	-	-	-	-	0.00%
39	-	-	-	-	-	-	-	-	-	0.00%
40	1,688	4,485	5,000	8,088	10,784	2,500	-	2,500	(2,500)	-50.00%
41	-	9,593	42,505	15,470	20,627	21,253	11,000	32,253	(10,253)	-24.12%
42	15,971	7,533	8,000	11,619	15,492	4,000	-	4,000	(4,000)	-50.00%
43	-	-	-	-	-	-	-	-	-	0.00%
44	-	-	-	-	-	-	-	-	-	0.00%
45	31,847	35,936	25,000	21,272	28,362	12,500	-	12,500	(12,500)	-50.00%
46	-	-	-	-	-	-	-	-	-	0.00%
47	-	-	2,000	-	2,000	1,000	(1,000)	-	(2,000)	-100.00%
48	930	622	2,000	1,641	2,188	1,000	-	1,000	(1,000)	-50.00%
49	-	-	-	-	-	-	-	-	-	0.00%
50	-	-	-	-	-	-	-	-	-	0.00%
51	123	-	-	111	111	-	-	-	-	0.00%
52	-	-	1,000	-	1,000	500	(500)	-	(1,000)	-100.00%
53	-	-	200	-	200	100	(100)	-	(200)	-100.00%
54	-	4,162	5,000	1,458	1,944	2,500	-	2,500	(2,500)	-50.00%
55	-	-	-	-	-	-	-	-	-	0.00%
56	-	-	-	-	-	-	-	-	-	0.00%
57	-	-	-	-	-	-	-	-	-	0.00%
58	-	-	-	-	-	-	-	-	-	0.00%
59	-	-	-	-	-	-	-	-	-	0.00%
60	2,496	-	-	-	-	-	-	-	-	0.00%
61	-	11,619	16,555	9,467	12,622	8,277	-	8,277	(8,277)	-50.00%

	Actual 2017-18	Actual 2018-19	Approved Budget 2019-20	Year to Date w/Encumbrance 6/30/2020	Current Year Estimate 2019-20	Proposed Budget 2020-21	Supplemental Budget 2020-21	Department Proposed Budget 2020-21	Proposed \$ Increase(Decrease) From FY 2019-20 Approved Budget	Proposed % Increase(Decrease) From FY 2019-20 Approved Budget
62 Services - Survey	-	-	-	-	-	-	-	-	-	0.00%
63 Services - Street Repair & Maintenance	20,008	193	45,000	-	45,000	45,000	(25,000)	20,000	(25,000)	-55.56%
64 Emergency-Flood/Storm	-	-	-	-	-	-	-	-	-	0.00%
65 COVID-19	-	-	-	357	475	-	-	-	-	0.00%
2. Contractual Services	\$ 301,117	\$ 294,706	\$ 375,474	\$ 257,955	\$ 375,206	\$ 319,869	\$ (1,864)	\$ 318,005	\$ (57,469)	-15.31%
66 Uniforms (Buy)	\$ 8,278	\$ 12,129	\$ 17,000	\$ 5,948	\$ 17,000	\$ 8,500	\$ -	\$ 8,500	\$ (8,500)	-50.00%
67 General Office Supplies	-	-	-	-	-	-	-	-	-	0.00%
68 Cleaning Supplies	-	-	-	-	-	-	-	-	-	0.00%
69 Cleaning - Paper Products	98	-	300	51	68	150	-	150	(150)	-50.00%
70 Street Repair Materials	45,098	96,738	500,000	115,120	500,000	100,000	-	100,000	(400,000)	-80.00%
71 Safety Signs and Barricades	15,445	10,782	18,000	11,293	15,057	9,000	-	9,000	(9,000)	-50.00%
72 Striping/Street Signs/Lt Poles	64,163	59,868	40,000	52,665	52,665	30,000	-	30,000	(10,000)	-25.00%
73 Building Materials	6,474	3,289	5,000	4,230	5,640	2,500	-	2,500	(2,500)	-50.00%
74 Clamps	-	-	-	-	-	-	-	-	-	0.00%
75 Sand and Gravel	11,313	19,412	35,000	9,589	35,000	17,500	-	17,500	(17,500)	-50.00%
76 Street/Drain/SidewalkMaterials	3,674	247	7,000	539	7,000	7,000	-	7,000	-	0.00%
77 Electrical/Plumbing Supplies	-	72	600	-	600	300	(300)	-	(600)	-100.00%
78 Machine Fabricated Parts	-	-	1,000	-	1,000	500	(500)	-	(1,000)	-100.00%
79 Miscellaneous Hardware	209	492	100	190	254	50	(50)	-	(100)	-100.00%
80 City Sponsored Event Supplies	-	-	-	-	-	-	-	-	-	0.00%
81 Fire Prevention Supplies	239	231	350	261	347	175	-	175	(175)	-50.00%
82 Laboratory Supplies	-	-	-	-	-	-	-	-	-	0.00%
83 Medical Supplies	390	329	400	416	554	200	-	200	(200)	-50.00%
84 Chemicals	3,988	5,155	12,000	11,618	15,491	6,000	-	6,000	(6,000)	-50.00%
85 Pesticides	-	-	-	-	-	-	-	-	-	0.00%
86 Botanical/Landscape	-	-	100	145	193	50	-	50	(50)	-50.00%
87 Minor Tools/Instruments	1,713	4,163	5,000	3,864	5,152	2,500	-	2,500	(2,500)	-50.00%
88 Training Supplies	-	-	-	-	-	-	-	-	-	0.00%
89 Miscellaneous Occasions Supplies	237	356	175	289	385	88	(88)	-	(175)	-100.00%
90 Food/Meals	-	386	150	209	279	75	-	75	(75)	-50.00%
91 Miscellaneous Supplies	819	2,225	600	841	1,121	300	-	300	(300)	-50.00%
92 Communication Equipment	466	1,264	200	160	213	100	400	500	300	150.00%
93 Computer Hardware	-	-	3,500	3,511	4,681	1,750	(1,750)	-	(3,500)	-100.00%
94 General Electronic Equipment	-	-	-	-	-	-	-	-	-	0.00%
95 Other Office Equipment	-	-	-	-	-	-	-	-	-	0.00%
96 Grounds Keeping Equipment	-	46	-	-	-	-	-	-	-	0.00%
97 Street Maintenance Equipment	1,726	2,767	4,000	515	4,000	2,000	1,000	3,000	(1,000)	-25.00%
98 Facility Maintenance Tools	1,810	922	1,500	505	1,500	750	(750)	-	(1,500)	-100.00%
99 Other Field Equipment	1,600	1,079	1,000	1,374	1,832	500	(500)	-	(1,000)	-100.00%
100 Equipment - Radio	-	-	8,100	-	8,100	4,050	-	4,050	(4,050)	-50.00%
101 Fuel	22,088	25,657	22,500	17,960	23,946	11,250	-	11,250	(11,250)	-50.00%
3. Commodities	\$ 189,829	\$ 247,609	\$ 683,575	\$ 241,290	\$ 702,077	\$ 205,288	\$ (2,538)	\$ 202,750	\$ (480,825)	-70.34%
102 Communication Equipment	\$ -	\$ 20,661	\$ 6,197	\$ 6,804	\$ 9,072	\$ -	\$ -	\$ -	\$ (6,197)	-100.00%
103 Computer Equipment	-	-	-	-	-	-	-	-	-	0.00%
104 Instruments/Apparatus	-	-	-	-	-	-	-	-	-	0.00%
105 Machine Tools/Apparatus	-	-	-	-	-	-	-	-	-	0.00%
106 Light Equipment	50,000	878	-	-	-	-	-	-	-	0.00%
107 Motor Vehicles	103,748	-	-	-	-	-	-	-	-	0.00%
108 Heavy Equipment	323,244	361,005	480,000	202,735	480,000	-	-	-	(480,000)	-100.00%
109 Other Equipment	-	-	-	-	-	-	-	-	-	0.00%
110 Storm Water Drainage-Romero	-	-	-	-	-	-	-	-	-	0.00%
111 Street/Drain/Sidewalk/Bridge	-	-	-	-	-	-	-	-	-	0.00%
112 Capital Improv - Construction	-	-	-	-	-	-	-	-	-	0.00%
6. Non-CIP Capital Outlay	\$ 476,991	\$ 382,543	\$ 486,197	\$ 209,540	\$ 489,072	\$ -	\$ -	\$ -	\$ (486,197)	-100.00%
Total Street Maintenance	\$ 1,765,070	\$ 1,682,930	\$ 2,772,637	\$ 1,365,571	\$ 2,462,052	\$ 1,168,633	\$ 19,320	\$ 1,187,953	\$ (1,584,684)	-57.15%

		Actual	Actual	Approved	Year to Date	Current Year	Proposed	Supplemental	Department	Proposed \$	Proposed %
		2017-18	2018-19	Budget	w/Encumbrance	Estimate	Budget	Budget	Proposed	Increase(Decrease)	Increase(Decrease)
				2019-20	6/30/2020	2019-20	2020-21	2020-21	Budget	From FY 2019-20	From FY 2019-20
									2020-21	Approved Budget	Approved Budget
EXPENDITURES:											
Line	STREET CONSTRUCTION										
No.											
1	Regular Full Time Wages	\$ -	\$ -	\$ -	\$ -	\$ -	\$ 402,670	\$ 346,601	\$ 749,271	\$ 749,271	0.00%
2	Regular Part Time Wages	-	-	-	-	-	-	-	-	-	0.00%
3	Temporary/Seasonal Wages	-	-	-	-	-	-	-	-	-	0.00%
4	Overtime Wages	-	-	-	-	-	12,750	2,625	15,375	15,375	0.00%
5	Vacation Leave	-	-	-	-	-	-	-	-	-	0.00%
6	Sick Leave - Regular	-	-	-	-	-	-	-	-	-	0.00%
7	Cost of Living Adjustment	-	-	-	-	-	-	-	-	-	0.00%
8	Merit Increase	-	-	-	-	-	-	-	-	-	0.00%
9	Longevity Pay	-	-	-	-	-	3,391	-	3,391	3,391	0.00%
10	Language Incentive	-	-	-	-	-	-	-	-	-	0.00%
11	Certification Incentive	-	-	-	-	-	494	-	494	494	0.00%
12	FICA/Social Security	-	-	-	-	-	32,077	26,716	58,793	58,793	0.00%
13	Workers Compensation	-	-	-	-	-	-	-	-	-	0.00%
14	State Unemployment Taxes	-	-	-	-	-	90	93	183	183	0.00%
15	Retirement - TMRS	-	-	-	-	-	54,929	45,749	100,678	100,678	0.00%
16	Health Insurance	-	-	-	-	-	82,004	83,886	165,890	165,890	0.00%
17	Dental Insurance	-	-	-	-	-	4,526	4,630	9,156	9,156	0.00%
18	Life Insurance	-	-	-	-	-	457	468	925	925	0.00%
19	ST/LT Disability Insurance	-	-	-	-	-	3,049	2,619	5,668	5,668	0.00%
20	Vision Insurance	-	-	-	-	-	1,082	1,107	2,189	2,189	0.00%
21	AD&D	-	-	-	-	-	84	86	170	170	0.00%
	1. Personnel	\$ -	\$ -	\$ -	\$ -	\$ -	\$ 597,603	\$ 514,579	\$ 1,112,182	\$ 1,112,182	0.00%
22	Uniform Rental	\$ -	\$ -	\$ -	\$ -	\$ -	\$ -	\$ -	\$ -	\$ -	0.00%
23	Travel - Training & Conferences	-	-	-	-	-	1,975	-	1,975	1,975	0.00%
24	Mileage - Reimbursement	-	-	-	-	-	-	-	-	-	0.00%
25	Memberships and Dues	-	-	-	-	-	-	-	-	-	0.00%
26	Subscription and Books	-	-	-	-	-	-	-	-	-	0.00%
27	Light & Power	-	-	-	-	-	-	-	-	-	0.00%
28	Natural Gas/Propane	-	-	-	-	-	-	-	-	-	0.00%
29	Telephone System	-	-	-	-	-	-	-	-	-	0.00%
30	Cell Phones/Pagers	-	-	-	-	-	-	-	-	-	0.00%
31	Wireless Data Services	-	-	-	-	-	-	-	-	-	0.00%
32	Water/Sewer/Trash	-	-	-	-	-	-	-	-	-	0.00%
33	Radio Service/Lease	-	-	-	-	-	1,632	-	1,632	1,632	0.00%
34	Electrical Repairs	-	-	-	-	-	-	-	-	-	0.00%
35	Misc Facility Repairs/Maint	-	-	-	-	-	-	-	-	-	0.00%
36	Light Equipment Rental	-	-	-	-	-	-	-	-	-	0.00%
37	Motor Vehicle Rental	-	-	-	-	-	-	-	-	-	0.00%
38	Trucks/Heavy Equip Rental	-	-	-	-	-	2,500	-	2,500	2,500	0.00%
39	Lease Payments - Motor Vehicles	-	-	-	-	-	21,253	63,160	84,413	84,413	0.00%
40	Motor Vehicle Repair/Maint	-	-	-	-	-	4,000	-	4,000	4,000	0.00%
41	Repair/Maintenance - Minor	-	-	-	-	-	-	-	-	-	0.00%
42	Trailers/Light Vehicles M & R	-	-	-	-	-	-	-	-	-	0.00%
43	Truck/Heavy Equipment Repair	-	-	-	-	-	12,500	-	12,500	12,500	0.00%
44	Extended Warranty	-	-	-	-	-	-	-	-	-	0.00%
45	Body Shop Repairs	-	-	-	-	-	1,000	-	1,000	1,000	0.00%
46	Machine Tools Maint/Repair	-	-	-	-	-	1,000	-	1,000	1,000	0.00%
47	Other Equip Maint/Repair	-	-	-	-	-	-	-	-	-	0.00%
48	Office Equipment Rental	-	-	-	-	-	-	-	-	-	0.00%
49	Legal Services	-	-	-	-	-	-	-	-	-	0.00%
50	Engineering Services	-	-	-	-	-	500	-	500	500	0.00%
51	Medical Services/Drug Testing	-	-	-	-	-	100	-	100	100	0.00%
52	Other Professional Services	-	-	-	-	-	2,500	-	2,500	2,500	0.00%
53	Credit Card Fees	-	-	-	-	-	-	-	-	-	0.00%
54	Penalties & Interest	-	-	-	-	-	-	-	-	-	0.00%
55	Insurance & Bonds	-	-	-	-	-	-	-	-	-	0.00%
56	Delivery/Courier Service	-	-	-	-	-	-	-	-	-	0.00%
57	Public Notices	-	-	-	-	-	-	-	-	-	0.00%
58	Other Contract Services	-	-	-	-	-	-	-	-	-	0.00%
59	IT Software/System Fees	-	-	-	-	-	8,277	-	8,277	8,277	0.00%
60	Services - Survey	-	-	-	-	-	-	-	-	-	0.00%
61	Services - Street Repair & Maintenance	-	-	-	-	-	-	-	-	-	0.00%

	Actual 2017-18	Actual 2018-19	Approved Budget 2019-20	Year to Date w/Encumbrance 6/30/2020	Current Year Estimate 2019-20	Proposed Budget 2020-21	Supplemental Budget 2020-21	Department Proposed Budget 2020-21	Proposed \$ Increase(Decrease) From FY 2019-20 Approved Budget	Proposed % Increase(Decrease) From FY 2019-20 Approved Budget
62 Emergency-Flood/Storm	-	-	-	-	-	-	-	-	-	0.00%
63 COVID-19	-	-	-	-	-	-	-	-	-	0.00%
2. Contractual Services	\$ -	\$ -	\$ -	\$ -	\$ -	\$ 57,237	\$ 63,160	\$ 120,397	\$ 120,397	0.00%
64 Uniforms (Buy)	\$ -	\$ -	\$ -	\$ -	\$ -	\$ 8,500	\$ 5,500	\$ 14,000	\$ 14,000	0.00%
65 General Office Supplies	-	-	-	-	-	-	-	-	-	0.00%
66 Cleaning Supplies	-	-	-	-	-	-	-	-	-	0.00%
67 Cleaning - Paper Products	-	-	-	-	-	150	-	150	150	0.00%
68 Street Repair Materials	-	-	-	-	-	400,000	-	400,000	400,000	0.00%
69 Safety Signs and Barricades	-	-	-	-	-	9,000	-	9,000	9,000	0.00%
70 Striping/Street Signs/Lt Poles	-	-	-	-	-	30,000	-	30,000	30,000	0.00%
71 Building Materials	-	-	-	-	-	2,500	-	2,500	2,500	0.00%
72 Clamps	-	-	-	-	-	-	-	-	-	0.00%
73 Sand and Gravel	-	-	-	-	-	17,500	-	17,500	17,500	0.00%
74 Street/Drain/SidewalkMaterials	-	-	-	-	-	3,500	-	3,500	3,500	0.00%
75 Electrical/Plumbing Supplies	-	-	-	-	-	300	-	300	300	0.00%
76 Machine Fabricated Parts	-	-	-	-	-	500	-	500	500	0.00%
77 Miscellaneous Hardware	-	-	-	-	-	50	-	50	50	0.00%
78 City Sponsored Event Supplies	-	-	-	-	-	-	-	-	-	0.00%
79 Fire Prevention Supplies	-	-	-	-	-	175	-	175	175	0.00%
80 Laboratory Supplies	-	-	-	-	-	-	-	-	-	0.00%
81 Medical Supplies	-	-	-	-	-	200	-	200	200	0.00%
82 Chemicals	-	-	-	-	-	6,000	-	6,000	6,000	0.00%
83 Pesticides	-	-	-	-	-	-	-	-	-	0.00%
84 Botanical/Landscape	-	-	-	-	-	50	-	50	50	0.00%
85 Minor Tools/Instruments	-	-	-	-	-	2,500	-	2,500	2,500	0.00%
86 Training Supplies	-	-	-	-	-	-	-	-	-	0.00%
87 Miscellaneous Occasions Supplies	-	-	-	-	-	88	-	88	88	0.00%
88 Food/Meals	-	-	-	-	-	75	-	75	75	0.00%
89 Miscellaneous Supplies	-	-	-	-	-	300	-	300	300	0.00%
90 Communication Equipment	-	-	-	-	-	100	-	100	100	0.00%
91 Computer Hardware	-	-	-	-	-	1,750	-	1,750	1,750	0.00%
92 General Electronic Equipment	-	-	-	-	-	-	-	-	-	0.00%
93 Other Office Equipment	-	-	-	-	-	-	-	-	-	0.00%
94 Grounds Keeping Equipment	-	-	-	-	-	-	-	-	-	0.00%
95 Street Maintenance Equipment	-	-	-	-	-	2,000	-	2,000	2,000	0.00%
96 Facility Maintenance Tools	-	-	-	-	-	750	-	750	750	0.00%
97 Other Field Equipment	-	-	-	-	-	500	-	500	500	0.00%
98 Equipment - Radio	-	-	-	-	-	4,050	-	4,050	4,050	0.00%
99 Fuel	-	-	-	-	-	20,000	-	20,000	20,000	0.00%
3. Commodities	\$ -	\$ -	\$ -	\$ -	\$ -	\$ 510,538	\$ 5,500	\$ 516,038	\$ 516,038	0.00%
100 Communication Equipment	\$ -	\$ -	\$ -	\$ -	\$ -	\$ -	\$ -	\$ -	\$ -	0.00%
101 Computer Equipment	-	-	-	-	-	-	-	-	-	0.00%
102 Instruments/Apparatus	-	-	-	-	-	-	-	-	-	0.00%
103 Machine Tools/Apparatus	-	-	-	-	-	-	-	-	-	0.00%
104 Light Equipment	-	-	-	-	-	-	9,000	9,000	9,000	0.00%
105 Motor Vehicles	-	-	-	-	-	-	-	-	-	0.00%
106 Heavy Equipment	-	-	-	-	-	-	2,166,669	2,166,669	2,166,669	0.00%
107 Other Equipment	-	-	-	-	-	-	-	-	-	0.00%
108 Storm Water Drainage-Romero	-	-	-	-	-	-	-	-	-	0.00%
109 Street/Drain/Sidewalk/Bridge	-	-	-	-	-	-	-	-	-	0.00%
110 Capital Improv - Construction	-	-	-	-	-	-	-	-	-	0.00%
6. Non-CIP Capital Outlay	\$ -	\$ -	\$ -	\$ -	\$ -	\$ -	\$ 2,175,669	\$ 2,175,669	\$ 2,175,669	0.00%
Total Street Construction	\$ -	\$ -	\$ -	\$ -	\$ -	\$ 1,165,377	\$ 2,758,908	\$ 3,924,285	\$ 3,924,285	0.00%

	Actual 2017-18	Actual 2018-19	Approved Budget 2019-20	Year to Date w/Encumbrance 6/30/2020	Current Year Estimate 2019-20	Proposed Budget 2020-21	Supplemental Budget 2020-21	Department Proposed Budget 2020-21	Proposed \$ Increase(Decrease) From FY 2019-20 Approved Budget	Proposed % Increase(Decrease) From FY 2019-20 Approved Budget
EXPENDITURES:										
Line No.	ENGINEERING									
1	\$ 142,811	\$ 154,959	\$ 193,068	\$ 142,755	\$ 195,349	\$ 209,206	\$ 88,816	\$ 298,022	\$ 104,954	54.36%
2	4,892	1,003	-	-	-	-	-	-	-	0.00%
3	2,121	451	-	-	-	-	-	-	-	0.00%
4	-	-	-	-	-	-	-	-	-	0.00%
5	-	-	5,457	-	-	-	-	-	(5,457)	-100.00%
6	834	1,358	1,673	1,673	1,673	2,078	-	2,078	405	24.21%
7	-	-	-	-	-	-	-	-	-	0.00%
8	11,202	11,735	15,315	10,801	14,781	16,163	6,794	22,957	7,642	49.90%
9	-	-	-	-	-	-	-	-	-	0.00%
10	-	98	21	329	451	20	9	29	8	38.10%
11	18,987	19,871	25,306	18,244	24,965	27,678	11,635	39,313	14,007	55.35%
12	8,388	8,854	16,740	9,435	12,911	18,414	8,184	26,598	9,858	58.89%
13	565	567	1,016	560	766	1,016	452	1,468	452	44.49%
14	124	89	126	78	106	148	91	239	113	89.68%
15	1,032	1,067	1,501	993	1,359	1,585	666	2,251	750	49.97%
16	135	136	243	134	183	243	108	351	108	44.44%
17	18	15	23	16	21	27	17	44	21	91.30%
1. Personnel	\$ 191,109	\$ 200,203	\$ 260,489	\$ 185,018	\$ 252,566	\$ 276,578	\$ 116,772	\$ 393,350	\$ 132,861	51.00%
18	\$ 1,295	\$ 855	\$ 2,000	\$ 1,080	\$ 1,440	\$ 2,000	\$ (500)	\$ 1,500	\$ (500)	-25.00%
19	-	-	-	-	-	-	-	-	-	0.00%
20	50	-	100	100	100	100	(100)	-	(100)	-100.00%
21	-	-	125	-	-	125	(125)	-	(125)	-100.00%
22	-	-	-	-	-	-	-	-	-	0.00%
23	-	-	-	-	-	-	-	-	-	0.00%
24	-	-	3,600	3,822	5,096	3,600	1,400	5,000	1,400	38.89%
25	438	87	300	52	69	300	-	300	-	0.00%
26	-	-	-	-	-	-	-	-	-	0.00%
27	4,397	1,628	5,000	1,803	2,403	5,000	-	5,000	-	0.00%
28	-	-	-	-	-	-	-	-	-	0.00%
29	-	186	200	95	127	200	-	200	-	0.00%
30	-	-	-	-	-	-	-	-	-	0.00%
31	-	-	1,000	-	-	1,000	(1,000)	-	(1,000)	-100.00%
32	-	-	-	236	315	-	250	250	250	0.00%
33	120	220	500	-	-	500	(250)	250	(250)	-50.00%
34	-	6,223	6,700	3,500	4,667	6,700	-	6,700	-	0.00%
35	-	-	-	-	-	-	-	-	-	0.00%
36	10,272	9,183	43,945	8,435	43,945	43,945	(13,945)	30,000	(13,945)	-31.73%
2. Contractual Services	\$ 16,572	\$ 18,381	\$ 63,470	\$ 19,123	\$ 58,162	\$ 63,470	\$ (14,270)	\$ 49,200	\$ (14,270)	-22.48%
37	\$ 649	\$ -	\$ 500	\$ 444	\$ 592	\$ 500	\$ (400)	\$ 100	\$ (400)	-80.00%
38	1,712	261	1,725	787	1,049	1,725	(1,225)	500	(1,225)	-71.01%
39	88	92	100	-	-	100	(100)	-	(100)	-100.00%
40	-	-	-	-	-	-	-	-	-	0.00%
41	62	72	100	251	334	100	-	100	-	0.00%
42	42	-	2,900	218	291	2,900	(2,900)	-	(2,900)	-100.00%
43	-	-	-	-	-	-	-	-	-	0.00%
44	-	-	-	-	-	-	2,500	2,500	2,500	0.00%
45	-	-	-	-	-	-	1,000	1,000	1,000	0.00%
46	445	463	500	243	325	500	-	500	-	0.00%
3. Commodities	\$ 2,999	\$ 888	\$ 5,825	\$ 1,943	\$ 2,591	\$ 5,825	\$ (1,125)	\$ 4,700	\$ (1,125)	-19.31%
47	\$ -	\$ -	\$ -	\$ -	\$ -	\$ -	\$ -	\$ -	\$ -	0.00%
48	-	-	-	-	-	-	-	-	-	0.00%
49	-	-	-	-	-	-	-	-	-	0.00%
50	-	-	-	-	-	-	-	-	-	0.00%
6. Non-CIP Capital Outlay	\$ -	\$ -	\$ -	\$ -	\$ -	\$ -	\$ -	\$ -	\$ -	0.00%
Total Engineering	\$ 210,680	\$ 219,472	\$ 329,784	\$ 206,084	\$ 313,319	\$ 345,873	\$ 101,377	\$ 447,250	\$ 117,466	35.62%

	Actual 2017-18	Actual 2018-19	Approved Budget 2019-20	Year to Date w/Encumbrance 6/30/2020	Current Year Estimate 2019-20	Proposed Budget 2020-21	Supplemental Budget 2020-21	Department Proposed Budget 2020-21	Proposed \$ Increase(Decrease) From FY 2019-20 Approved Budget	Proposed % Increase(Decrease) From FY 2019-20 Approved Budget
EXPENDITURES:										
Line No.	SOLID WASTE SERVICES (Contract)									
1	\$ -	\$ (300,000)	\$ -	\$ -	\$ -	\$ -	\$ -	\$ -	\$ -	0.00%
2	-	2,684	3,641	1,490	1,987	3,641	-	3,641	-	0.00%
3	2,929,509	2,956,869	3,131,750	2,083,443	3,016,000	3,109,400	-	3,109,400	(22,350)	-0.71%
	\$ 2,929,509	\$ 2,659,553	\$ 3,135,391	\$ 2,084,933	\$ 3,017,987	\$ 3,113,041	\$ -	\$ 3,113,041	\$ (22,350)	-0.71%
EXPENDITURES:										
Line No.	NON DEPARTMENTAL									
1	\$ -	\$ -	\$ -	\$ -	\$ -	\$ -	\$ -	\$ -	\$ -	0.00%
2	-	-	150,000	-	150,000	150,000	-	150,000	-	0.00%
3	-	-	-	-	-	-	-	-	-	0.00%
4	-	-	-	-	-	-	-	-	-	0.00%
5	107,886	149,303	130,000	117,654	130,000	150,000	-	150,000	20,000	15.38%
6	26,855	4,370	10,000	-	10,000	10,000	-	10,000	-	0.00%
7	17,434	466	5,000	(5,936)	5,000	5,000	-	5,000	-	0.00%
	\$ 152,175	\$ 154,139	\$ 295,000	\$ 111,719	\$ 295,000	\$ 315,000	\$ -	\$ 315,000	\$ 20,000	6.78%
8	\$ -	\$ -	\$ 10,000	\$ -	\$ 10,000	\$ 10,000	\$ -	\$ 10,000	\$ -	0.00%
9	-	-	-	-	101,157	-	-	-	-	0.00%
10	143,079	178,339	195,000	210,687	210,687	231,800	-	231,800	36,800	18.87%
11	452,112	463,596	475,000	360,580	480,773	490,000	-	490,000	15,000	3.16%
12	383,707	409,353	400,000	251,185	410,000	431,900	-	431,900	31,900	7.98%
13	33,980	341	-	-	-	-	-	-	-	0.00%
14	-	-	-	-	-	-	-	-	-	0.00%
15	23,346	26,423	55,000	65,006	65,006	85,000	-	85,000	30,000	54.55%
16	-	-	-	-	-	-	-	-	-	0.00%
	\$ 1,036,223	\$ 1,078,053	\$ 1,135,000	\$ 887,458	\$ 1,277,623	\$ 1,248,700	\$ -	\$ 1,248,700	\$ 113,700	10.02%
17	\$ -	\$ -	\$ -	\$ -	\$ -	\$ -	\$ -	\$ -	\$ -	0.00%
	\$ -	\$ -	\$ -	\$ -	\$ -	\$ -	\$ -	\$ -	\$ -	0.00%
18	\$ -	\$ -	\$ -	\$ -	\$ -	\$ -	\$ -	\$ -	\$ -	0.00%
19	-	-	-	-	-	-	-	-	-	0.00%
20	125,000	125,000	125,000	93,750	125,000	125,000	-	125,000	-	0.00%
21	-	-	1,500,000	1,125,000	1,500,000	1,500,000	-	1,500,000	-	0.00%
22	-	-	-	-	-	-	-	-	-	0.00%
23	-	-	-	-	-	-	-	-	-	0.00%
24	-	-	-	-	-	-	-	-	-	0.00%
25	-	-	-	-	-	-	-	-	-	0.00%
26	-	-	-	-	-	-	-	-	-	0.00%
27	-	-	-	-	-	-	-	-	-	0.00%
28	-	-	-	-	-	-	-	-	-	0.00%
29	-	-	-	-	-	-	-	-	-	0.00%
30	-	-	-	-	-	-	-	-	-	0.00%
31	1,445,498	6,575,000	4,617,169	2,787,877	4,617,169	2,700,000	-	2,700,000	(1,917,169)	-41.52%
32	-	-	-	-	-	-	2,500,000	2,500,000	2,500,000	0.00%
33	-	-	991,622	743,717	991,622	-	-	-	(991,622)	-100.00%
34	-	-	-	-	-	-	-	-	-	0.00%
35	-	-	-	-	-	-	-	-	-	0.00%
36	-	5,000,000	-	-	-	-	-	-	-	0.00%
37	-	-	85,663	64,247	85,663	365,623	-	365,623	279,960	326.82%
38	-	-	-	-	-	-	1,750,000	1,750,000	1,750,000	0.00%
	\$ 1,570,498	\$ 11,700,000	\$ 7,319,454	\$ 4,814,591	\$ 7,319,454	\$ 4,690,623	\$ 4,250,000	\$ 8,940,623	\$ 1,621,169	22.15%
	\$ 2,758,896	\$ 12,932,192	\$ 8,749,454	\$ 5,813,767	\$ 8,892,077	\$ 6,254,323	\$ 4,250,000	\$ 10,504,323	\$ 1,754,869	20.06%

	Actual 2017-18	Actual 2018-19	Approved Budget 2019-20	Year to Date w/Encumbrance 6/30/2020	Current Year Estimate 2019-20	Proposed Budget 2020-21	Supplemental Budget 2020-21	Department Proposed Budget 2020-21	Proposed \$ Increase(Decrease) From FY 2019-20 Approved Budget	Proposed % Increase(Decrease) From FY 2019-20 Approved Budget
EXPENDITURES:										
Line No. CITY HALL										
1	\$ -	\$ -	\$ -	\$ -	\$ -	\$ -	\$ -	\$ -	\$ -	0.00%
2	19,267	21,153	30,000	6,748	30,000	30,000	(5,000)	25,000	(5,000)	-16.67%
3	1,136	1,495	1,750	1,143	1,524	1,750	(250)	1,500	(250)	-14.29%
4	18,101	7,466	16,500	4,792	16,500	16,500	(8,500)	8,000	(8,500)	-51.52%
5	-	-	-	-	-	-	-	-	-	0.00%
6	42,684	42,505	50,000	28,974	50,000	50,000	(5,000)	45,000	(5,000)	-10.00%
7	-	-	-	-	-	-	-	-	-	0.00%
8	-	-	-	-	-	-	-	-	-	0.00%
9	1,623	756	500	360	500	500	-	500	-	0.00%
10	11,363	11,561	16,692	1,695	16,692	16,692	(1,692)	15,000	(1,692)	-10.14%
11	210	49	350	-	350	350	-	350	-	0.00%
12	3,630	-	1,000	-	1,000	1,000	-	1,000	-	0.00%
13	-	-	-	-	-	-	-	-	-	0.00%
14	1,995	4,400	2,000	-	2,000	2,000	-	2,000	-	0.00%
15	-	-	-	-	-	-	-	-	-	0.00%
16	-	-	-	-	-	-	-	-	-	0.00%
17	-	-	-	-	-	-	-	-	-	0.00%
18	3,330	3,426	4,000	3,234	4,312	4,000	-	4,000	-	0.00%
19	-	-	-	-	-	-	-	-	-	0.00%
20	-	-	8,000	-	8,000	8,000	(8,000)	-	(8,000)	-100.00%
21	-	-	-	-	-	-	-	-	-	0.00%
22	-	-	-	-	-	-	-	-	-	0.00%
23	-	-	-	-	-	-	-	-	-	0.00%
24	4,283	4,493	4,800	12,601	12,601	4,800	-	4,800	-	0.00%
25	-	-	-	28	37	-	-	-	-	0.00%
2.	\$ 107,621	\$ 97,304	\$ 135,592	\$ 59,574	\$ 143,515	\$ 135,592	\$ (28,442)	\$ 107,150	\$ (28,442)	-20.98%
26	1,661	3,392	1,200	867	1,200	1,200	800	2,000	800	66.67%
27	1,872	763	1,750	1,610	2,147	1,750	-	1,750	-	0.00%
28	18	-	50	-	50	50	(50)	-	(50)	-100.00%
29	-	8,937	-	-	-	-	-	-	-	0.00%
30	1,462	2,969	1,000	334	1,000	1,000	-	1,000	-	0.00%
31	-	-	-	-	-	-	-	-	-	0.00%
32	975	454	500	1,088	1,088	500	-	500	-	0.00%
33	-	178	100	111	111	100	-	100	-	0.00%
34	-	-	-	-	-	-	-	-	-	0.00%
35	-	-	-	-	-	-	-	-	-	0.00%
36	-	-	-	-	-	-	-	-	-	0.00%
3.	\$ 5,987	\$ 16,693	\$ 4,600	\$ 4,011	\$ 5,596	\$ 4,600	\$ 750	\$ 5,350	\$ 750	16.30%
37	-	17,541	-	-	-	-	-	-	-	0.00%
6.	\$ -	\$ 17,541	\$ -	\$ -	\$ -	\$ -	\$ -	\$ -	\$ -	0.00%
Total City Hall	\$ 113,608	\$ 131,538	\$ 140,192	\$ 63,585	\$ 149,112	\$ 140,192	\$ (27,692)	\$ 112,500	\$ (27,692)	-19.75%

		Actual 2017-18	Actual 2018-19	Approved Budget 2019-20	Year to Date w/Encumbrance 6/30/2020	Current Year Estimate 2019-20	Proposed Budget 2020-21	Supplemental Budget 2020-21	Department Proposed Budget 2020-21	Proposed \$ Increase(Decrease) From FY 2019-20 Approved Budget	Proposed % Increase(Decrease) From FY 2019-20 Approved Budget
EXPENDITURES:											
Line No. KRUG ACTIVITY CENTER											
1	Annual Facility Lease	\$ -	\$ -	\$ -	\$ -	\$ -	\$ -	\$ -	\$ -	\$ -	0.00%
2	Light & Power	3,638	4,470	4,050	1,128	1,503	4,050	-	4,050	-	0.00%
3	Natural Gas/Propane	705	827	800	585	780	800	-	800	-	0.00%
4	Telephone System	-	-	-	-	-	-	-	-	-	0.00%
5	Cell Phones/Pagers	-	-	-	-	-	-	-	-	-	0.00%
6	Internet Service	-	-	-	-	-	-	-	-	-	0.00%
7	Water/Sewer/Trash	-	-	-	-	-	-	-	-	-	0.00%
8	Roofing Repairs	-	-	200	-	-	200	(200)	-	(200)	-100.00%
9	Electrical Repairs	216	-	800	-	-	800	(800)	-	(800)	-100.00%
10	Heating/Cooling Repairs	269	537	1,690	327	436	1,690	(1,690)	-	(1,690)	-100.00%
11	Plumbing Repairs	28	-	200	-	-	200	(200)	-	(200)	-100.00%
12	Carpentry/Painting	-	-	250	-	-	250	(250)	-	(250)	-100.00%
13	Concrete Masonary	-	-	-	-	-	-	-	-	-	0.00%
14	Grounds Maintenance/Repair	-	-	-	-	-	-	-	-	-	0.00%
15	Misc Facility Repairs/Maint	2,370	833	4,000	2,701	3,602	4,000	-	4,000	-	0.00%
16	Janitorial Service - Contract	-	-	-	-	-	-	-	-	-	0.00%
17	Other Contract Services	-	-	-	-	-	-	-	-	-	0.00%
18	Trash Collection Service	-	-	-	-	-	-	-	-	-	0.00%
19	Landscaping/Groundskeeping	-	-	-	-	-	-	-	-	-	0.00%
20	Services - Pest Control	-	-	-	-	-	-	-	-	-	0.00%
2. Contractual Services		\$ 7,225	\$ 6,667	\$ 11,990	\$ 4,741	\$ 6,321	\$ 11,990	\$ (3,140)	\$ 8,850	\$ (3,140)	-26.19%
21	Cleaning Supplies	\$ 320	\$ 431	\$ 450	\$ 450	\$ 600	\$ 450	\$ -	\$ 450	\$ -	0.00%
22	Cleaning - Paper Products	569	900	900	720	960	900	(450)	450	(450)	-50.00%
23	Safety Signs and Barricades	40	-	50	-	-	50	(50)	-	(50)	-100.00%
24	Building Materials	-	-	-	-	-	-	-	-	-	0.00%
25	Electrical/Plumbing Supplies	-	86	150	-	-	150	(150)	-	(150)	-100.00%
26	Machine Fabricated Parts	-	-	-	-	-	-	-	-	-	0.00%
27	Miscellaneous Hardware	-	979	100	-	-	100	(100)	-	(100)	-100.00%
28	Medical Supplies	-	258	-	-	-	-	-	-	-	0.00%
29	Pesticides	-	-	-	-	-	-	-	-	-	0.00%
30	Minor Tools/Instruments	-	-	-	-	-	-	-	-	-	0.00%
3. Commodities		\$ 929	\$ 2,654	\$ 1,650	\$ 1,170	\$ 1,560	\$ 1,650	\$ (750)	\$ 900	\$ (750)	-45.45%
Total Krug Activity Center		\$ 8,154	\$ 9,321	\$ 13,640	\$ 5,911	\$ 7,881	\$ 13,640	\$ (3,890)	\$ 9,750	\$ (3,890)	-28.52%

		Actual	Actual	Approved	Year to Date	Current Year	Proposed	Supplemental	Department	Proposed \$	Proposed %
		2017-18	2018-19	Budget	w/Encumbrance	Estimate	Budget	Budget	Proposed	Increase(Decrease)	Increase(Decrease)
				2019-20	6/30/2020	2019-20	2020-21	2020-21	Budget	From FY 2019-20	From FY 2019-20
									2020-21	Approved Budget	Approved Budget
EXPENDITURES:											
Line VFW											
1	Annual Facility Lease	\$ 6,500	\$ 6,500	\$ 6,500	\$ 7,545	\$ 7,545	\$ 6,500	\$ 1,045	\$ 7,545	\$ 1,045	16.08%
2	Light & Power	1,725	1,969	1,300	584	778	1,300	700	2,000	700	53.85%
3	Natural Gas/Propane	597	664	850	390	520	850	-	850	-	0.00%
4	Telephone System	-	-	-	-	-	-	-	-	-	0.00%
5	Cell Phones/Pagers	-	-	-	-	-	-	-	-	-	0.00%
6	Internet Service	-	-	-	-	-	-	-	-	-	0.00%
7	Water/Sewer/Trash	-	-	-	-	-	-	-	-	-	0.00%
8	Roofing Repairs	-	-	200	-	200	200	(200)	-	(200)	-100.00%
9	Electrical Repairs	-	-	200	-	200	200	(200)	-	(200)	-100.00%
10	Heating/Cooling Repairs	108	197	1,040	91	1,040	1,040	(1,040)	-	(1,040)	-100.00%
11	Plumbing Repairs	-	-	425	-	425	425	(425)	-	(425)	-100.00%
12	Carpentry/Painting	-	-	100	-	100	100	(100)	-	(100)	-100.00%
13	Concrete Masonary	-	-	-	-	-	-	-	-	-	0.00%
14	Grounds Maintenance/Repair	-	-	-	-	-	-	-	-	-	0.00%
15	Misc Facility Repairs/Maint	-	-	-	7	10	-	2,500	2,500	2,500	0.00%
16	Janitorial Service - Contract	-	-	-	-	-	-	-	-	-	0.00%
17	Other Contract Services	-	-	-	-	-	-	-	-	-	0.00%
18	Trash Collection Service	-	-	-	-	-	-	-	-	-	0.00%
19	Landscaping/Groundskeeping	-	-	-	-	-	-	-	-	-	0.00%
20	Services - Pest Control	-	-	-	-	-	-	-	-	-	0.00%
2. Contractual Services		\$ 8,929	\$ 9,330	\$ 10,615	\$ 8,616	\$ 10,818	\$ 10,615	\$ 2,280	\$ 12,895	\$ 2,280	21.48%
21	Cleaning Supplies	\$ -	\$ -	\$ -	\$ -	\$ -	\$ -	\$ -	\$ -	\$ -	0.00%
22	Cleaning - Paper Products	-	-	-	-	-	-	-	-	-	0.00%
23	Safety Signs and Barricades	-	-	-	-	-	-	-	-	-	0.00%
24	Building Materials	-	-	-	-	-	-	-	-	-	0.00%
25	Electrical/Plumbing Supplies	-	219	-	-	-	-	-	-	-	0.00%
26	Machine Fabricated Parts	-	-	-	-	-	-	-	-	-	0.00%
27	Miscellaneous Hardware	-	-	-	-	-	-	-	-	-	0.00%
28	Medical Supplies	-	-	-	-	-	-	-	-	-	0.00%
29	Pesticides	-	-	-	-	-	-	-	-	-	0.00%
30	Minor Tools/Instruments	-	-	-	-	-	-	-	-	-	0.00%
3. Commodities		\$ -	\$ 219	\$ -	\$ -	\$ -	\$ -	\$ -	\$ -	\$ -	0.00%
Total VFW		\$ 8,929	\$ 9,549	\$ 10,615	\$ 8,616	\$ 10,818	\$ 10,615	\$ 2,280	\$ 12,895	\$ 2,280	21.48%

		Actual 2017-18	Actual 2018-19	Approved Budget 2019-20	Year to Date w/Encumbrance 6/30/2020	Current Year Estimate 2019-20	Proposed Budget 2020-21	Supplemental Budget 2020-21	Department Proposed Budget 2020-21	Proposed \$ Increase(Decrease) From FY 2019-20 Approved Budget	Proposed % Increase(Decrease) From FY 2019-20 Approved Budget
EXPENDITURES:											
LIBRARY - 550 SCOTT ST.											
1	Annual Facility Lease	\$ -	\$ -	\$ -	\$ -	\$ -	\$ -	\$ -	\$ -	\$ -	0.00%
2	Light & Power	23,759	26,192	24,000	7,537	24,000	24,000	1,000	25,000	1,000	4.17%
3	Natural Gas/Propane	3,164	3,343	2,400	1,587	2,115	2,400	1,100	3,500	1,100	45.83%
4	Telephone System	3,286	3,300	-	-	-	-	-	-	-	0.00%
5	Cell Phones/Pagers	-	-	-	-	-	-	-	-	-	0.00%
6	Internet Service	8,458	8,909	13,500	6,463	8,618	13,500	(3,500)	10,000	(3,500)	-25.93%
7	Water/Sewer/Trash	-	-	-	-	-	-	-	-	-	0.00%
8	Roofing Repairs	-	-	200	-	200	200	(200)	-	(200)	-100.00%
9	Electrical Repairs	3,183	678	800	3,083	4,111	800	(800)	(800)	(800)	-100.00%
10	Heating/Cooling Repairs	1,594	2,207	4,850	2,432	3,243	4,850	(4,850)	-	(4,850)	-100.00%
11	Plumbing Repairs	54	2,525	200	-	200	200	(200)	-	(200)	-100.00%
12	Carpentry/Painting	-	10	100	19	26	100	(100)	-	(100)	-100.00%
13	Concrete Masonary	-	-	-	-	-	-	-	-	-	0.00%
14	Alarm System Maint/Repairs	801	1,378	2,000	-	2,000	2,000	(500)	1,500	(500)	-25.00%
15	Grounds Maintenance/Repair	-	-	-	-	-	-	-	-	-	0.00%
16	Misc Facility Repairs/Maint	1,552	371	500	291	388	500	5,000	5,500	5,000	1000.00%
17	Janitorial Service - Contract	-	-	-	-	-	-	-	-	-	0.00%
18	Other Contract Services	833	-	850	-	850	850	(850)	-	(850)	-100.00%
19	Trash Collection Service	-	-	-	-	-	-	-	-	-	0.00%
20	Landscaping/Groundskeeping	-	-	-	-	-	-	-	-	-	0.00%
21	Services - Pest Control	-	-	-	-	-	-	-	-	-	0.00%
22	Services - Security	1,572	1,401	1,450	817	1,089	1,450	-	1,450	-	0.00%
23	COVID-19	-	-	-	1,153	1,538	-	-	-	-	0.00%
2. Contractual Services		\$ 48,256	\$ 50,312	\$ 50,850	\$ 23,383	\$ 48,377	\$ 50,850	\$ (3,900)	\$ 46,950	\$ (3,900)	-7.67%
24	Cleaning Supplies	\$ 1,158	\$ 1,248	\$ 1,250	\$ 1,170	\$ 1,560	\$ 1,250	\$ -	\$ 1,250	\$ -	0.00%
25	Cleaning - Paper Products	1,199	1,388	1,400	1,153	1,537	1,400	-	1,400	-	0.00%
26	Safety Signs and Barricades	-	28	50	-	50	50	(50)	-	(50)	-100.00%
27	Building Materials	-	-	-	-	-	-	-	-	-	0.00%
28	Electrical/Plumbing Supplies	1,224	390	750	636	848	750	-	750	-	0.00%
29	Machine Fabricated Parts	-	-	-	-	-	-	-	-	-	0.00%
30	Miscellaneous Hardware	535	330	500	9	500	500	-	500	-	0.00%
31	Medical Supplies	-	89	100	-	100	100	-	100	-	0.00%
32	Pesticides	-	-	-	-	-	-	-	-	-	0.00%
33	Minor Tools/Instruments	-	-	-	-	-	-	-	-	-	0.00%
3. Commodities		\$ 4,116	\$ 3,474	\$ 4,050	\$ 2,968	\$ 4,596	\$ 4,050	\$ (50)	\$ 4,000	\$ (50)	-1.23%
34	Building Improvements	\$ -	\$ -	\$ -	\$ -	\$ -	\$ -	\$ -	\$ -	\$ -	0.00%
6. Non-CIP Capital Outlay		\$ -	\$ -	\$ -	\$ -	\$ -	\$ -	\$ -	\$ -	\$ -	0.00%
Total Library - 550 Scott St.		\$ 52,372	\$ 53,786	\$ 54,900	\$ 26,351	\$ 52,973	\$ 54,900	\$ (3,950)	\$ 50,950	\$ (3,950)	-7.19%

		Actual 2017-18	Actual 2018-19	Approved Budget 2019-20	Year to Date w/Encumbrance 6/30/2020	Current Year Estimate 2019-20	Proposed Budget 2020-21	Supplemental Budget 2020-21	Department Proposed Budget 2020-21	Proposed \$ Increase(Decrease) From FY 2019-20 Approved Budget	Proposed % Increase(Decrease) From FY 2019-20 Approved Budget
EXPENDITURES:											
Line INFORMATION TECHNOLOGY											
1	Annual Facility Lease	\$ -	\$ -	\$ -	\$ -	\$ -	\$ -	\$ -	\$ -	\$ -	0.00%
2	Light & Power	1,349	1,403	1,800	595	794	1,800	(300)	1,500	(300)	-16.67%
3	Natural Gas/Propane	-	-	-	-	-	-	-	-	-	0.00%
4	Telephone System	-	-	-	-	-	-	-	-	-	0.00%
5	Cell Phones/Pagers	-	-	-	-	-	-	-	-	-	0.00%
6	Internet Service	-	-	-	-	-	-	-	-	-	0.00%
7	Water/Sewer/Trash	-	-	-	-	-	-	-	-	-	0.00%
8	Roofing Repairs	-	-	200	-	200	200	(200)	-	(200)	-100.00%
9	Electrical Repairs	-	150	200	-	200	200	(200)	-	(200)	-100.00%
10	Heating/Cooling Repairs	619	355	500	95	500	500	(500)	-	(500)	-100.00%
11	Plumbing Repairs	-	-	200	-	200	200	(200)	-	(200)	-100.00%
12	Carpentry/Painting	-	-	-	-	-	-	-	-	-	0.00%
13	Concrete Masonary	-	-	-	-	-	-	-	-	-	0.00%
14	Grounds Maintenance/Repair	-	-	-	-	-	-	-	-	-	0.00%
15	Misc Facility Repairs/Maint	-	-	-	-	-	-	-	-	-	0.00%
16	Janitorial Service - Contract	-	-	-	-	-	-	-	-	-	0.00%
17	Other Contract Services	-	-	-	-	-	-	-	-	-	0.00%
18	Trash Collection Service	-	-	-	-	-	-	-	-	-	0.00%
19	Landscaping/Groundskeeping	-	-	-	-	-	-	-	-	-	0.00%
20	Services - Pest Control	-	-	-	-	-	-	-	-	-	0.00%
2. Contractual Services		\$ 1,968	\$ 1,907	\$ 2,900	\$ 690	\$ 1,894	\$ 2,900	\$ (1,400)	\$ 1,500	\$ (1,400)	-48.28%
21	Cleaning Supplies	\$ 176	\$ 150	\$ 250	\$ 101	\$ 135	\$ 250	\$ (50)	\$ 200	\$ (50)	-20.00%
22	Cleaning - Paper Products	-	91	400	173	231	400	(300)	100	(300)	-75.00%
23	Safety Signs and Barricades	-	-	-	-	-	-	-	-	-	0.00%
24	Building Materials	-	-	-	-	-	-	-	-	-	0.00%
25	Electrical/Plumbing Supplies	-	-	-	-	-	-	-	-	-	0.00%
26	Machine Fabricated Parts	-	-	-	-	-	-	-	-	-	0.00%
27	Miscellaneous Hardware	-	-	-	-	-	-	-	-	-	0.00%
28	Medical Supplies	-	-	-	-	-	-	-	-	-	0.00%
29	Pesticides	-	-	-	-	-	-	-	-	-	0.00%
30	Minor Tools/Instruments	-	-	-	-	-	-	-	-	-	0.00%
3. Commodities		\$ 176	\$ 242	\$ 650	\$ 274	\$ 366	\$ 650	\$ (350)	\$ 300	\$ (350)	-53.85%
Total Information Technology		\$ 2,144	\$ 2,149	\$ 3,550	\$ 965	\$ 2,260	\$ 3,550	\$ (1,750)	\$ 1,800	\$ (1,750)	-49.30%

		Actual 2017-18	Actual 2018-19	Approved Budget 2019-20	Year to Date w/Encumbrance 6/30/2020	Current Year Estimate 2019-20	Proposed Budget 2020-21	Supplemental Budget 2020-21	Department Proposed Budget 2020-21	Proposed \$ Increase(Decrease) From FY 2019-20 Approved Budget	Proposed % Increase(Decrease) From FY 2019-20 Approved Budget
EXPENDITURES:											
Line No. TRAIN DEPOT											
1	Annual Facility Lease	\$ 4,924	\$ 5,152	\$ 16,125	\$ -	\$ 16,125	\$ 16,125	\$ (10,973)	\$ 5,152	\$ (10,973)	-68.05%
2	Light & Power	1,979	1,718	1,500	706	941	1,500	500	2,000	500	33.33%
3	Natural Gas/Propane	-	-	-	-	-	-	-	-	-	0.00%
4	Telephone System	-	-	-	-	-	-	-	-	-	0.00%
5	Cell Phones/Pagers	-	-	-	-	-	-	-	-	-	0.00%
6	Internet Service	-	-	-	-	-	-	-	-	-	0.00%
7	Water/Sewer/Trash	-	-	-	-	-	-	-	-	-	0.00%
8	Roofing Repairs	-	-	100	-	100	100	(100)	-	(100)	-100.00%
9	Electrical Repairs	4,026	-	4,200	-	4,200	4,200	(4,200)	-	(4,200)	-100.00%
10	Heating/Cooling Repairs	-	-	1,040	-	1,040	1,040	(1,040)	-	(1,040)	-100.00%
11	Plumbing Repairs	43	35	100	-	100	100	(100)	-	(100)	-100.00%
12	Carpentry/Painting	-	-	200	-	200	200	(200)	-	(200)	-100.00%
13	Concrete Masonary	-	-	4,100	-	4,100	4,100	(4,100)	-	(4,100)	-100.00%
14	Grounds Maintenance/Repair	-	-	3,250	-	3,250	3,250	(3,250)	-	(3,250)	-100.00%
15	Misc Facility Repairs/Maint	-	-	-	-	-	-	2,500	2,500	2,500	0.00%
16	Janitorial Service - Contract	-	-	-	-	-	-	-	-	-	0.00%
17	Other Contract Services	-	-	-	-	-	-	-	-	-	0.00%
18	Trash Collection Service	-	-	-	-	-	-	-	-	-	0.00%
19	Landscaping/Groundskeeping	-	-	-	-	-	-	-	-	-	0.00%
20	Services - Pest Control	-	-	-	-	-	-	-	-	-	0.00%
2. Contractual Services		\$ 10,972	\$ 6,906	\$ 30,615	\$ 706	\$ 30,056	\$ 30,615	\$ (20,963)	\$ 9,652	\$ (20,963)	-68.47%
21	Cleaning Supplies	\$ -	\$ -	\$ -	\$ -	\$ -	\$ -	\$ 100	\$ 100	\$ 100	0.00%
22	Cleaning - Paper Products	-	-	-	-	-	-	100	100	100	0.00%
23	Safety Signs and Barricades	-	-	50	-	50	50	(50)	-	(50)	-100.00%
24	Building Materials	-	-	-	-	-	-	-	-	-	0.00%
25	Electrical/Plumbing Supplies	-	-	-	-	-	-	-	-	-	0.00%
26	Machine Fabricated Parts	-	-	-	-	-	-	-	-	-	0.00%
27	Miscellaneous Hardware	-	-	-	-	-	-	-	-	-	0.00%
28	Medical Supplies	-	-	-	-	-	-	-	-	-	0.00%
29	Pesticides	-	-	-	-	-	-	-	-	-	0.00%
30	Minor Tools/Instruments	-	-	-	-	-	-	-	-	-	0.00%
3. Commodities		\$ -	\$ -	\$ 50	\$ -	\$ 50	\$ 50	\$ 150	\$ 200	\$ 50	100.00%
Total Train Depot		\$ 10,972	\$ 6,906	\$ 30,665	\$ 706	\$ 30,106	\$ 30,665	\$ (20,813)	\$ 9,852	\$ (20,813)	-67.87%

	Actual 2017-18	Actual 2018-19	Approved Budget 2019-20	Year to Date w/Encumbrance 6/30/2020	Current Year Estimate 2019-20	Proposed Budget 2020-21	Supplemental Budget 2020-21	Department Proposed Budget 2020-21	Proposed \$ Increase(Decrease) From FY 2019-20 Approved Budget	Proposed % Increase(Decrease) From FY 2019-20 Approved Budget
EXPENDITURES:										
Line No.	POLICE DEPT - 300 W CENTER ST.									
1	\$ -	\$ -	\$ -	\$ -	\$ -	\$ -	\$ -	\$ -	\$ -	0.00%
2	10,153	11,690	11,000	3,922	11,000	11,000	1,000	12,000	1,000	9.09%
3	-	-	-	-	-	-	-	-	-	0.00%
4	4,731	-	6,500	-	6,500	6,500	(6,500)	-	(6,500)	-100.00%
5	-	-	-	-	-	-	-	-	-	0.00%
6	8,588	8,701	8,500	5,481	8,500	8,500	-	8,500	-	0.00%
7	-	-	-	-	-	-	-	-	-	0.00%
8	500	4,418	10,313	-	10,313	10,313	(10,313)	(1)	(10,313)	-100.00%
9	2,240	826	1,000	-	1,000	1,000	(1,000)	-	(1,000)	-100.00%
10	1,200	3,338	1,240	109	1,240	1,240	(1,240)	-	(1,240)	-100.00%
11	-	23	300	-	300	300	(300)	-	(300)	-100.00%
12	1,578	-	933	-	933	933	(933)	-	(933)	-100.00%
13	-	-	-	-	-	-	-	-	-	0.00%
14	-	-	-	-	-	-	-	-	-	0.00%
15	-	-	-	-	-	-	5,000	5,000	5,000	0.00%
16	-	-	-	-	-	-	-	-	-	0.00%
17	-	-	6,215	-	6,215	6,215	(6,215)	-	(6,215)	-100.00%
18	-	-	-	-	-	-	-	-	-	0.00%
19	-	-	-	-	-	-	-	-	-	0.00%
20	-	-	-	-	-	-	-	-	-	0.00%
21	-	-	-	-	-	-	-	-	-	0.00%
2.	\$ 28,990	\$ 28,996	\$ 46,001	\$ 9,512	\$ 46,001	\$ 46,001	\$ (20,501)	\$ 25,500	\$ (20,501)	-44.57%
22	\$ 387	\$ 480	\$ 400	\$ -	\$ 400	\$ 400	\$ 100	\$ 500	\$ 100	25.00%
23	632	1,199	700	254	339	700	500	1,200	500	71.43%
24	-	-	-	-	-	-	-	-	-	0.00%
25	-	-	-	-	-	-	-	-	-	0.00%
26	1,631	1,063	700	-	700	700	-	700	-	0.00%
27	-	-	-	-	-	-	-	-	-	0.00%
28	143	215	300	66	300	300	-	300	-	0.00%
29	-	89	50	-	50	50	-	50	-	0.00%
30	-	-	-	-	-	-	-	-	-	0.00%
31	-	-	-	-	-	-	-	-	-	0.00%
3.	\$ 2,793	\$ 3,046	\$ 2,150	\$ 320	\$ 1,789	\$ 2,150	\$ 600	\$ 2,750	\$ 600	27.91%
32	\$ -	\$ 6,357	\$ -	\$ -	\$ -	\$ -	\$ -	\$ -	\$ -	0.00%
6.	\$ -	\$ 6,357	\$ -	\$ -	\$ -	\$ -	\$ -	\$ -	\$ -	0.00%
Total Police Dept - 300 W Center St.										
	\$ 31,783	\$ 38,400	\$ 48,151	\$ 9,832	\$ 47,789	\$ 48,151	\$ (19,901)	\$ 28,250	\$ (19,901)	-41.33%

	Actual 2017-18	Actual 2018-19	Approved Budget 2019-20	Year to Date w/Encumbrance 6/30/2020	Current Year Estimate 2019-20	Proposed Budget 2020-21	Supplemental Budget 2020-21	Department Proposed Budget 2020-21	Proposed \$ Increase(Decrease) From FY 2019-20 Approved Budget	Proposed % Increase(Decrease) From FY 2019-20 Approved Budget
EXPENDITURES:										
Line No. POLICE DEPT - 111 N FRONT ST.										
1	\$ -	\$ -	\$ -	\$ -	\$ -	\$ -	\$ -	\$ -	\$ -	0.00%
2	20,971	22,893	30,000	7,586	30,000	30,000	(5,000)	25,000	(5,000)	-16.67%
3	-	-	-	-	-	-	-	-	-	0.00%
4	2,973	7,592	19,000	-	19,000	19,000	(19,000)	-	(19,000)	-100.00%
5	-	-	-	-	-	-	-	-	-	0.00%
6	7,347	7,959	7,000	3,673	4,898	7,000	1,500	8,500	1,500	21.43%
7	-	-	-	-	-	-	-	-	-	0.00%
8	-	-	1,000	-	1,000	1,000	(1,000)	-	(1,000)	-100.00%
9	1,000	1,996	1,000	-	1,000	1,000	(1,000)	-	(1,000)	-100.00%
10	7,318	4,822	5,960	1,414	1,885	5,960	(5,960)	-	(5,960)	-100.00%
11	593	842	1,500	1,102	1,470	1,500	(1,500)	-	(1,500)	-100.00%
12	4,867	-	4,367	-	4,367	4,367	(4,367)	-	(4,367)	-100.00%
13	-	-	-	-	-	-	-	-	-	0.00%
14	-	-	1,200	-	1,200	1,200	(1,200)	-	(1,200)	-100.00%
15	-	-	-	-	-	-	-	-	-	0.00%
16	4,695	90	5,000	-	5,000	5,000	5,000	10,000	5,000	100.00%
17	-	-	-	-	-	-	-	-	-	0.00%
18	230	-	450	-	450	450	(450)	-	(450)	-100.00%
19	-	-	7,000	-	7,000	7,000	(7,000)	-	(7,000)	-100.00%
20	-	-	-	-	-	-	-	-	-	0.00%
21	-	-	-	-	-	-	-	-	-	0.00%
22	-	-	-	-	-	-	-	-	-	0.00%
23	-	6,546	3,600	6,511	6,511	3,600	3,400	7,000	3,400	94.44%
2. Contractual Services	\$ 49,993	\$ 52,739	\$ 87,077	\$ 20,286	\$ 83,780	\$ 87,077	\$ (36,577)	\$ 50,500	\$ (36,577)	-42.01%
24	3,982	4,131	4,000	2,472	3,296	4,000	-	4,000	-	0.00%
25	2,196	2,464	3,000	957	1,277	3,000	-	3,000	-	0.00%
26	-	23	50	-	50	50	(50)	-	(50)	-100.00%
27	-	-	-	-	-	-	-	-	-	0.00%
28	1,419	1,351	1,000	55	1,000	1,000	-	1,000	-	0.00%
29	-	-	-	-	-	-	-	-	-	0.00%
30	1,036	553	1,000	-	1,000	1,000	-	1,000	-	0.00%
31	-	89	100	-	100	100	-	100	-	0.00%
32	-	-	-	-	-	-	-	-	-	0.00%
33	-	-	-	-	-	-	-	-	-	0.00%
3. Commodities	\$ 8,633	\$ 8,611	\$ 9,150	\$ 3,485	\$ 6,723	\$ 9,150	\$ (50)	\$ 9,100	\$ (50)	-0.55%
34	-	3,281	10,000	-	10,000	-	-	-	(10,000)	-100.00%
6. Non-CIP Capital Outlay	\$ -	\$ 3,281	\$ 10,000	\$ -	\$ 10,000	\$ -	\$ -	\$ -	\$ (10,000)	-100.00%
Total Police Dept - 111 N Front St.	\$ 58,626	\$ 64,631	\$ 106,227	\$ 23,771	\$ 100,503	\$ 96,227	\$ (36,627)	\$ 59,600	\$ (46,627)	-43.89%

	Actual 2017-18	Actual 2018-19	Approved Budget 2019-20	Year to Date w/Encumbrance 6/30/2020	Current Year Estimate 2019-20	Proposed Budget 2020-21	Supplemental Budget 2020-21	Department Proposed Budget 2020-21	Proposed \$ Increase(Decrease) From FY 2019-20 Approved Budget	Proposed % Increase(Decrease) From FY 2019-20 Approved Budget
EXPENDITURES:										
Line No. PARKS SHOP - 225 REBEL DR										
1	\$ -	\$ -	\$ -	\$ -	\$ -	\$ -	\$ -	\$ -	\$ -	0.00%
2	2,400	2,490	3,200	749	3,200	3,200	(200)	3,000	(200)	-6.25%
3	1,148	1,667	2,500	749	2,500	2,500	(500)	2,000	(500)	-20.00%
4	899	-	1,000	-	1,000	1,000	(1,000)	-	(1,000)	-100.00%
5	-	-	-	-	-	-	-	-	-	0.00%
6	5,213	5,603	5,500	3,448	4,597	5,500	-	5,500	-	0.00%
7	-	-	-	-	-	-	-	-	-	0.00%
8	-	-	200	-	200	200	(200)	-	(200)	-100.00%
9	1,296	-	1,000	12	1,000	1,000	(1,000)	-	(1,000)	-100.00%
10	123	823	740	55	740	740	(740)	-	(740)	-100.00%
11	-	136	750	-	750	750	(750)	-	(750)	-100.00%
12	-	-	-	-	-	-	-	-	-	0.00%
13	-	-	-	-	-	-	-	-	-	0.00%
14	-	-	-	-	-	-	-	-	-	0.00%
15	-	-	-	-	-	-	3,500	3,500	3,500	0.00%
16	-	-	-	-	-	-	-	-	-	0.00%
17	-	-	-	-	-	-	-	-	-	0.00%
18	-	-	-	-	-	-	-	-	-	0.00%
19	-	-	-	-	-	-	-	-	-	0.00%
20	-	-	-	-	-	-	-	-	-	0.00%
2. Contractual Services	\$ 11,078	\$ 10,718	\$ 14,890	\$ 5,013	\$ 13,987	\$ 14,890	\$ (890)	\$ 14,000	\$ (890)	-5.98%
21	\$ 62	\$ 465	\$ 250	\$ 281	\$ 375	\$ 250	\$ 250	\$ 500	\$ 250	100.00%
22	-	400	400	281	375	400	-	400	-	0.00%
23	-	-	-	-	-	-	-	-	-	0.00%
24	-	-	-	-	-	-	-	-	-	0.00%
25	524	-	500	-	500	500	-	500	-	0.00%
26	-	-	-	-	-	-	-	-	-	0.00%
27	-	79	100	-	100	100	-	100	-	0.00%
28	-	89	50	-	50	50	50	100	50	100.00%
29	-	-	-	-	-	-	-	-	-	0.00%
30	-	-	-	-	-	-	-	-	-	0.00%
3. Commodities	\$ 586	\$ 1,033	\$ 1,300	\$ 562	\$ 1,400	\$ 1,300	\$ 300	\$ 1,600	\$ 300	23.08%
Total Parks Shop - 225 Rebel Dr	\$ 11,664	\$ 11,750	\$ 16,190	\$ 5,575	\$ 15,387	\$ 16,190	\$ (590)	\$ 15,600	\$ (590)	-3.64%

		Actual 2017-18	Actual 2018-19	Approved Budget 2019-20	Year to Date w/Encumbrance 6/30/2020	Current Year Estimate 2019-20	Proposed Budget 2020-21	Supplemental Budget 2020-21	Department Proposed Budget 2020-21	Proposed \$ Increase(Decrease) From FY 2019-20 Approved Budget	Proposed % Increase(Decrease) From FY 2019-20 Approved Budget
EXPENDITURES:											
Line No. PARKS ADMIN - LAKE KYLE											
1	Annual Facility Lease	\$ -	\$ -	\$ 6,200	\$ 9,796	\$ 9,796	\$ 6,200	\$ -	\$ 6,200	\$ -	0.00%
2	Light & Power	2,434	3,540	3,600	1,288	1,717	3,600	-	3,600	-	0.00%
3	Natural Gas/Propane	-	-	-	-	-	-	-	-	-	0.00%
4	Telephone System	-	-	-	-	-	-	-	-	-	0.00%
5	Cell Phones/Pagers	-	-	-	-	-	-	-	-	-	0.00%
6	Internet Service	5,603	6,168	5,500	4,627	6,169	5,500	700	6,200	700	12.73%
7	Water/Sewer/Trash	-	-	-	-	-	-	-	-	-	0.00%
8	Roofing Repairs	-	-	-	-	-	-	-	-	-	0.00%
9	Electrical Repairs	-	-	9,036	9,036	9,036	9,036	(9,036)	-	(9,036)	-100.00%
10	Heating/Cooling Repairs	925	939	1,000	-	1,000	1,000	(1,000)	-	(1,000)	-100.00%
11	Plumbing Repairs	119	471	100	255	340	100	(100)	-	(100)	-100.00%
12	Carpentry/Painting	-	682	100	-	100	100	(100)	-	(100)	-100.00%
13	Concrete Masonary	-	-	-	-	-	-	-	-	-	0.00%
14	Grounds Maintenance/Repair	-	-	-	-	-	-	-	-	-	0.00%
15	Misc Facility Repairs/Maint	-	-	-	-	-	-	3,600	3,600	3,600	0.00%
16	Janitorial Service - Contract	-	-	-	-	-	-	-	-	-	0.00%
17	Other Contract Services	230	-	850	-	850	850	(850)	-	(850)	-100.00%
18	Trash Collection Service	-	-	-	-	-	-	-	-	-	0.00%
19	Landscaping/Groundskeeping	-	-	-	-	-	-	-	-	-	0.00%
20	Services - Pest Control	-	-	-	-	-	-	-	-	-	0.00%
2. Contractual Services		\$ 9,311	\$ 11,801	\$ 26,386	\$ 25,001	\$ 29,008	\$ 26,386	\$ (6,786)	\$ 19,600	\$ (6,786)	-25.72%
21	Cleaning Supplies	\$ 253	\$ 300	\$ 300	\$ 88	\$ 117	\$ 300	\$ -	\$ 300	\$ -	0.00%
22	Cleaning - Paper Products	443	500	500	405	540	500	-	500	-	0.00%
23	Safety Signs and Barricades	-	-	-	-	-	-	-	-	-	0.00%
24	Building Materials	-	-	-	-	-	-	-	-	-	0.00%
25	Electrical/Plumbing Supplies	75	674	450	525	700	450	250	700	250	55.56%
26	Machine Fabricated Parts	-	-	-	-	-	-	-	-	-	0.00%
27	Miscellaneous Hardware	-	983	50	199	266	50	150	200	150	300.00%
28	Medical Supplies	1	145	50	-	-	50	100	150	100	200.00%
29	Pesticides	-	-	-	-	-	-	-	-	-	0.00%
30	Minor Tools/Instruments	-	-	-	-	-	-	-	-	-	0.00%
3. Commodities		\$ 773	\$ 2,602	\$ 1,350	\$ 1,217	\$ 1,623	\$ 1,350	\$ 500	\$ 1,850	\$ 500	37.04%
Total Parks Admin - Lake Kyle		\$ 10,083	\$ 14,403	\$ 27,736	\$ 26,218	\$ 30,631	\$ 27,736	\$ (6,286)	\$ 21,450	\$ (6,286)	-22.66%

	Actual 2017-18	Actual 2018-19	Approved Budget 2019-20	Year to Date w/Encumbrance 6/30/2020	Current Year Estimate 2019-20	Proposed Budget 2020-21	Supplemental Budget 2020-21	Department Proposed Budget 2020-21	Proposed \$ Increase(Decrease) From FY 2019-20 Approved Budget	Proposed % Increase(Decrease) From FY 2019-20 Approved Budget
EXPENDITURES:										
Line No. POOL - GREGG CLARKE PARK										
1	\$ -	\$ -	\$ -	\$ -	\$ -	\$ -	\$ -	\$ -	\$ -	0.00%
2	8,193	9,443	12,000	2,812	12,000	12,000	(2,000)	10,000	(2,000)	-16.67%
3	-	-	-	-	-	-	-	-	-	0.00%
4	1,376	905	1,000	569	759	1,000	-	1,000	-	0.00%
5	-	-	-	-	-	-	-	-	-	0.00%
6	4,741	6,471	4,100	2,605	3,474	4,100	2,400	6,500	2,400	58.54%
7	-	-	-	-	-	-	-	-	-	0.00%
8	-	-	-	-	-	-	-	-	-	0.00%
9	-	-	-	-	-	-	-	-	-	0.00%
10	-	-	-	-	-	-	-	-	-	0.00%
11	311	-	450	-	450	450	-	450	-	0.00%
12	-	-	-	-	-	-	-	-	-	0.00%
13	-	-	-	-	-	-	-	-	-	0.00%
14	-	-	-	-	-	-	-	-	-	0.00%
15	-	-	-	-	-	-	-	-	-	0.00%
16	-	-	-	-	-	-	-	-	-	0.00%
17	-	-	-	-	-	-	-	-	-	0.00%
18	-	-	-	-	-	-	-	-	-	0.00%
19	-	-	-	-	-	-	-	-	-	0.00%
20	-	-	-	-	-	-	-	-	-	0.00%
2.	14,620	16,819	17,550	5,987	16,683	17,550	400	17,950	400	2.28%
21	321	833	175	-	175	175	325	500	325	185.71%
22	39	-	125	-	125	125	50	175	50	40.00%
23	-	-	-	-	-	-	-	-	-	0.00%
24	-	-	-	-	-	-	-	-	-	0.00%
25	2,431	3,123	850	-	850	850	2,150	3,000	2,150	252.94%
26	-	-	-	-	-	-	-	-	-	0.00%
27	-	-	-	-	-	-	-	-	-	0.00%
28	-	89	50	-	50	50	50	100	50	100.00%
29	-	-	-	-	-	-	-	-	-	0.00%
30	-	-	-	-	-	-	-	-	-	0.00%
3.	2,791	4,046	1,200	-	1,200	1,200	2,575	3,775	2,575	214.58%
23	-	-	-	-	-	-	-	-	-	0.00%
6.	-	-	-	-	-	-	-	-	-	0.00%
Total Pool - Gregg Clarke Park										
	17,412	20,865	18,750.00	5,987	17,883	18,750	2,975	21,725	2,975	15.87%
TOTAL EXPENDITURES:	22,084,837	32,785,315	33,671,021	21,733,587	31,996,241	30,380,332	8,615,559	38,995,891	5,324,870	15.81%



Water Utility Fund Summary & Line Item Detail

Proposed by City Manager
Fiscal Year 2020-2021

City Council Budget Workshop

August 01, 2020

**City of Kyle, Texas
FY 2020-2021 Proposed Budget: Summary
WATER FUND (3100)**

	<u>Actual 2017-18</u>	<u>Actual 2018-19</u>	<u>Approved Budget 2019-20</u>	<u>Year to Date w/Encumbrance 6/30/2020</u>	<u>Current Year Estimate 2019-20</u>	<u>Proposed Budget 2020-21</u>	<u>Supplemental Budget 2020-21</u>	<u>Total Proposed Budget 2020-21</u>	<u>Proposed \$ Increase(Decrease) From FY 2019-20 Approved Budget</u>	<u>Proposed % Increase(Decrease) From FY 2019-20 Approved Budget</u>
BEGINNING FUND BALANCE	\$ 6,655,470	\$ 8,516,188	\$ 8,596,676	\$ 8,596,676	\$ 8,596,676	\$ 10,101,778		\$ 10,101,778		
REVENUE:										
1 Water Sales	\$ 10,503,392	\$ 10,770,064	\$ 10,848,600	\$ 7,766,564	\$ 10,355,418	\$ 13,023,000	\$ -	\$ 13,023,000	\$ 2,174,400	20.04%
2 Misc Water Charges	408,263	431,839	440,000	288,699	384,931	465,500	-	465,500	25,500	5.80%
3 Wastewater Service Charges	-	-	-	-	-	-	-	-	-	0.00%
4 Misc Wastewater Charges	-	-	-	-	-	-	-	-	-	0.00%
5 Interest and Other	56,399	37,541	51,500	30,394	40,526	50,000	-	50,000	(1,500)	-2.91%
TOTAL REVENUE:	\$ 10,968,054	\$ 11,239,443	\$ 11,340,100	\$ 8,085,656	\$ 10,780,875	\$ 13,538,500	\$ -	\$ 13,538,500	\$ 2,198,400	19.39%
TRANSFERS IN:										
6 Transfer In	\$ 172,474	\$ -	\$ 991,622	\$ 743,717	\$ 991,622	\$ -	\$ -	\$ -	\$ (991,622)	-100.00%
TOTAL TRANSFERS IN:	\$ 172,474	\$ -	\$ 991,622	\$ 743,717	\$ 991,622	\$ -	\$ -	\$ -	\$ (991,622)	-100.00%
TOTAL REVENUE AND TRANSFERS IN:	\$ 11,140,528	\$ 11,239,443	\$ 12,331,722	\$ 8,829,373	\$ 11,772,497	\$ 13,538,500	\$ -	\$ 13,538,500	\$ 1,206,778	9.79%
EXPENDITURES:										
7 Administration	\$ 575,757	\$ 611,713	\$ 678,628	\$ 482,070	\$ 659,480	\$ 699,026	\$ 6,158	\$ 705,184	\$ 26,556	3.91%
8 Engineering	75,252	137,244	218,077	163,244	208,591	151,079	145,163	296,242	78,164	35.84%
9 Utility Billing	498,307	615,149	711,638	497,897	655,634	714,766	(26,829)	687,937	(23,701)	-3.33%
10 Water Operations	1,520,313	1,869,422	2,327,827	1,401,924	2,149,752	2,124,490	(40,900)	2,083,590	(244,237)	-10.49%
11 Water Supply	4,107,976	4,526,108	5,512,986	3,350,550	5,285,400	8,483,105	-	8,483,105	2,970,119	53.87%
12 Wastewater Operations	-	-	-	-	-	-	-	-	-	0.00%
13 WW Treatment Plant Operations	-	-	-	-	-	-	-	-	-	0.00%
14 Non-Departmental	69,474	73,878	80,981	51,511	84,257	80,981	-	80,981	-	0.00%
15 Facility Maintenance	22,338	23,212	24,550	11,855	24,314	24,550	(3,400)	21,150	(3,400)	-13.85%
TOTAL EXPENDITURES:	\$ 6,869,417	\$ 7,856,727	\$ 9,554,688	\$ 5,959,051	\$ 9,067,428	\$ 12,277,997	\$ 80,192	\$ 12,358,188	\$ 2,803,501	29.34%
TRANSFERS OUT:										
16 Transfers Out - General Fund	\$ 650,000	\$ 650,000	\$ 650,000	\$ 487,500	\$ 650,000	\$ 650,000	\$ -	\$ 650,000	\$ -	0.00%
17 Transfers Out - CIP	315,250	300,000	300,000	225,000	300,000	3,000,000	-	3,000,000	2,700,000	900.00%
18 Transfers Out - GF/CIP Stagecoach Road	-	2,500,000	-	-	-	-	-	-	-	0.00%
19 Transfers Out - Debt Service	328,105	234,274	234,217	175,663	234,217	254,551	-	254,551	20,334	8.68%
20 Transfers Out - OPEB Fund	15,750	15,750	15,750	11,813	15,750	15,750	-	15,750	-	0.00%
21 Transfers Out - 2015 GO Bond Fund	-	-	-	-	-	-	-	-	-	0.00%
22 Transfers Out - WW Impact	-	-	-	-	-	3,839,000	-	3,839,000	3,839,000	0.00%
TOTAL TRANSFERS OUT:	\$ 1,309,105	\$ 3,700,024	\$ 1,199,967	\$ 899,975	\$ 1,199,967	\$ 7,759,301	\$ -	\$ 7,759,301	\$ 6,559,334	546.63%
TOTAL EXPENDITURES & TRANSFERS OUT	\$ 8,178,522	\$ 11,556,751	\$ 10,754,655	\$ 6,859,026	\$ 10,267,396	\$ 20,037,298	\$ 80,192	\$ 20,117,490	\$ 9,362,835	87.06%
TOTAL REVENUE & TRANSFERS-IN IN EXCESS (DEFICIT) OVER EXPENDITURES	\$ 2,962,006	\$ (317,307)	\$ 1,577,067	\$ 1,970,347	\$ 1,505,102	\$ (6,498,798)	\$ (80,192)	\$ (6,578,990)		
ADJUSTMENT PER AUDIT FOR RESTRICTED FUNDS	\$ (1,101,288)	\$ 397,795								
ESTIMATED ENDING FUND BALANCE	\$ 8,516,188	\$ 8,596,676	\$ 10,173,743	\$ 10,567,023	\$ 10,101,778	\$ 3,602,979		\$ 3,522,788		

FY 2020-2021 Proposed Budget: Line Item Detail
WATER FUND (3100)

		Actual	Actual	Approved	Year to Date	Current Year	Proposed	Supplemental	Department	Proposed \$	Proposed %
		2017-18	2018-19	Budget	w/Encumbrance	Estimate	Budget	Budget	Proposed	Increase(Decrease)	Increase(Decrease)
				2019-20	6/30/2020	2019-20	2020-21	2020-21	Budget	From FY 2019-20	From FY 2019-20
									2020-21	Approved Budget	Approved Budget
REVENUE:											
Line No.	Water Service Charges										
1	Water Consumption Charges	\$ 5,997,870	\$ 6,046,918	\$ 6,221,000	\$ 4,341,161	\$ 5,788,215	\$ 7,816,000	\$ -	\$ 7,816,000	\$ 1,595,000	25.64%
2	Bulk Water Sales	1,139	1,098	1,000	817	1,089	1,500	-	1,500	500	50.00%
3	Water Service Taps	93,226	68,814	100,000	65,422	87,230	100,000	-	100,000	-	0.00%
4	Reconnect Fees	24,340	26,298	30,000	6,367	8,489	30,000	-	30,000	-	0.00%
5	Water Service Charges	50,591	49,899	50,000	32,488	43,318	50,000	-	50,000	-	0.00%
6	Min. Monthly Charge - Water	4,123,544	4,286,131	4,191,100	3,155,576	4,207,435	4,770,000	-	4,770,000	578,900	13.81%
7	Miscellaneous Water Revenue	3,649	4,080	5,000	1,413	1,883	5,000	-	5,000	-	0.00%
8	Water Transfer Fee	-	-	-	-	-	-	-	-	-	0.00%
9	Inspection Turn On Charge	217	435	500	217	290	500	-	500	-	0.00%
10	Shared Water	208,816	286,390	250,000	163,102	217,469	250,000	-	250,000	-	0.00%
	Total Water Service Charges	\$ 10,503,392	\$ 10,770,064	\$ 10,848,600	\$ 7,766,564	\$ 10,355,418	\$ 13,023,000	\$ -	\$ 13,023,000	\$ 2,174,400	20.04%
Misc Water Charges											
11	Water Meter - Fee	\$ 115,871	\$ 103,582	\$ 150,000	\$ 108,949	\$ 145,265	\$ 150,000	\$ -	\$ 150,000	\$ -	0.00%
12	Refunds and Reimbursement	-	-	-	120	161	500	-	500	500	0.00%
13	Refunds	-	-	-	-	-	-	-	-	-	0.00%
14	Late Payment Penalties	213,427	243,686	215,000	119,920	159,893	215,000	-	215,000	-	0.00%
15	Late Payment Interests	-	-	-	-	-	-	-	-	-	0.00%
16	Electronic Pmt Processing Fee	78,964	84,571	75,000	59,710	79,613	100,000	-	100,000	25,000	33.33%
	Total Misc Water Charges	\$ 408,263	\$ 431,839	\$ 440,000	\$ 288,699	\$ 384,931	\$ 465,500	\$ -	\$ 465,500	\$ 25,500	5.80%
Wastewater Service Charges											
17	Min. Monthly Charge - WW	\$ -	\$ -	\$ -	\$ -	\$ -	\$ -	\$ -	\$ -	\$ -	0.00%
18	Wastewater Volume Charges	-	-	-	-	-	-	-	-	-	0.00%
19	Lift Station Hays CUSD	-	-	-	-	-	-	-	-	-	0.00%
	Total Wastewater Service Charges	\$ -	\$ -	\$ -	\$ -	\$ -	\$ -	\$ -	\$ -	\$ -	0.00%
Misc Wastewater Charges											
20	Wastewater Service Taps	\$ -	\$ -	\$ -	\$ -	\$ -	\$ -	\$ -	\$ -	\$ -	0.00%
21	Reconnect Fees	-	-	-	-	-	-	-	-	-	0.00%
22	Wastewater New Service Charges	-	-	-	-	-	-	-	-	-	0.00%
	Total Misc Wastewater Charges	\$ -	\$ -	\$ -	\$ -	\$ -	\$ -	\$ -	\$ -	\$ -	0.00%
Interest and Other											
17	Billable City Work Revenue	\$ 462	\$ -	\$ 5,000	\$ -	\$ -	\$ -	\$ -	\$ -	\$ (5,000)	-100.00%
18	Investment Income	7,291	-	-	-	-	-	-	-	-	0.00%
19	Lease - Water Tower	43,200	32,400	45,000	29,520	39,360	45,000	-	45,000	-	0.00%
20	Sell - Assets	-	-	-	-	-	-	-	-	-	0.00%
21	Misc Revenue-Scrap Sales	5,446	5,141	1,500	874	1,166	5,000	-	5,000	3,500	233.33%
22	Contingency Gain/Loss	-	-	-	-	-	-	-	-	-	0.00%
23	Contingency Gain-Aqua TX	-	-	-	-	-	-	-	-	-	0.00%
24	Contributed Capital	-	-	-	-	-	-	-	-	-	0.00%
	Total Interest and Other	\$ 56,399	\$ 37,541	\$ 51,500	\$ 30,394	\$ 40,526	\$ 50,000	\$ -	\$ 50,000	\$ (1,500)	-2.91%
	TOTAL REVENUE:	\$ 10,968,054	\$ 11,239,443	\$ 11,340,100	\$ 8,085,656	\$ 10,780,875	\$ 13,538,500	\$ -	\$ 13,538,500	\$ 2,198,400	19.39%
Transfer Revenue											
25	Transfer In - CIP	\$ -	\$ -	\$ -	\$ -	\$ -	\$ -	\$ -	\$ -	\$ -	0.00%
26	Transfer In - General Fund	-	-	991,622	743,717	991,622	-	-	-	(991,622)	-100.00%
27	Transfer In - Water CIP	147,474	-	-	-	-	-	-	-	-	0.00%
28	Transfer In - Wastewater CIP	-	-	-	-	-	-	-	-	-	0.00%
29	Transfer In - Grant Fund	-	-	-	-	-	-	-	-	-	0.00%
30	Transfer In - 2010 CO Bond Fund	25,000	-	-	-	-	-	-	-	-	0.00%
31	Transfer In - Water Rebate Program	-	-	-	-	-	-	-	-	-	0.00%
32	Transfer In - Wastewater Impact	-	-	-	-	-	-	-	-	-	0.00%
	Total Transfer Revenue	\$ 172,474	\$ -	\$ 991,622	\$ 743,717	\$ 991,622	\$ -	\$ -	\$ -	\$ (991,622)	-100.00%
	TOTAL REVENUE AND TRANSFER IN	\$ 11,140,528	\$ 11,239,443	\$ 12,331,722	\$ 8,829,373	\$ 11,772,497	\$ 13,538,500	\$ -	\$ 13,538,500	\$ 1,206,778	9.79%

	Actual 2017-18	Actual 2018-19	Approved Budget 2019-20	Year to Date w/Encumbrance 6/30/2020	Current Year Estimate 2019-20	Proposed Budget 2020-21	Supplemental Budget 2020-21	Department Proposed Budget 2020-21	Proposed \$ Increase(Decrease) From FY 2019-20 Approved Budget	Proposed % Increase(Decrease) From FY 2019-20 Approved Budget	
EXPENDITURES:											
Line No. ENGINEERING											
1	Regular Full Time Wages	\$ 54,637	\$ 71,445	\$ 90,277	\$ 66,678	\$ 91,243	\$ 97,885	\$ -	\$ 97,885	\$ 7,608	8.43%
2	Vacation Leave	1,756	339	-	-	-	-	-	-	-	0.00%
3	Sick Leave - Regular	753	222	-	-	-	-	-	-	-	0.00%
4	Cost of Living Adjustment	-	-	-	-	-	-	-	-	-	0.00%
5	Merit Increase	-	-	2,512	-	-	-	-	(2,512)	-100.00%	
6	Longevity Pay	243	416	589	589	589	791	791	202	34.30%	
7	Language Incentive	-	-	-	-	-	-	-	-	-	0.00%
8	FICA/Social Security	4,012	5,134	7,144	4,842	6,626	7,549	7,549	405	5.67%	
9	Workers Compensation	-	-	-	-	-	-	-	-	-	0.00%
10	State Unemployment Taxes	-	(33)	10	165	225	10	10	-	0.00%	
11	Retirement - TMRS	7,231	9,122	11,803	8,497	11,627	12,927	12,927	1,124	9.52%	
12	Health Insurance	2,950	4,476	8,370	4,718	6,457	9,207	9,207	837	10.00%	
13	Dental Insurance	200	284	508	280	383	508	508	-	0.00%	
14	Life Insurance	41	50	62	39	53	97	97	35	56.45%	
15	ST/LT Disability Insurance	404	490	700	464	635	740	740	40	5.71%	
16	Vision Insurance	48	68	122	67	92	122	122	-	0.00%	
17	AD&D	7	8	11	8	11	18	18	7	63.64%	
1. Personnel											
		\$ 72,281	\$ 92,020	\$ 122,108	\$ 86,347	\$ 117,942	\$ 129,854	\$ -	\$ 129,854	\$ 7,746	6.34%
18	Travel - Training & Conferences	\$ 3	\$ -	\$ 250	\$ 113	\$ 151	\$ 250	\$ -	\$ 250	\$ -	0.00%
19	Memberships and Dues	-	-	125	-	-	125	-	125	-	0.00%
20	Subscription and Books	-	-	63	-	-	63	-	63	-	0.00%
21	Lease Payments - Motor Vehicles	-	-	1,800	-	-	1,800	(1,800)	-	(1,800)	-100.00%
22	Engineering Services	1,800	43,888	84,744	74,744	84,744	10,000	150,000	160,000	75,256	88.80%
23	Outside Printing	-	-	-	-	-	-	-	-	-	0.00%
24	Delivery/Courier Service	-	-	38	-	-	38	(38)	-	(38)	-100.00%
25	Advertising	-	-	500	-	-	500	(500)	-	(500)	-100.00%
26	IT Software/System Fees	-	1,336	5,363	2,000	2,667	5,363	-	5,363	-	0.00%
2. Contractual Services											
		\$ 1,803	\$ 45,224	\$ 92,882	\$ 76,858	\$ 87,562	\$ 18,138	\$ 147,663	\$ 165,800	\$ 72,918	78.51%
27	General Office Supplies	\$ -	\$ -	\$ 500	\$ -	\$ 500	\$ 500	\$ -	\$ 500	\$ -	0.00%
28	Postage	-	-	38	-	38	38	-	38	-	0.00%
29	Training Supplies	-	-	-	-	-	-	-	-	-	0.00%
30	Food/Meals	-	-	50	40	50	50	-	50	-	0.00%
31	Miscellaneous Supplies	-	-	-	-	-	-	-	-	-	0.00%
32	Office Furniture (<\$5K)	-	-	1,250	-	1,250	1,250	(1,250)	-	(1,250)	-100.00%
33	Computer Hardware	1,167	-	750	-	750	750	(750)	-	(750)	-100.00%
34	Fuel	-	-	500	-	500	500	(500)	-	(500)	-100.00%
3. Commodities											
		\$ 1,167	\$ -	\$ 3,088	\$ 40	\$ 3,088	\$ 3,088	\$ (2,500)	\$ 588	\$ (2,500)	-80.97%
35	Computer Equipment	\$ -	\$ -	\$ -	\$ -	\$ -	\$ -	\$ -	\$ -	\$ -	0.00%
36	Computer Software	-	-	-	-	-	-	-	-	-	0.00%
37	Street/Drain/Sidewalk/Bridge	-	-	-	-	-	-	-	-	-	0.00%
38	Engineering Svc-Capital Outlay	-	-	-	-	-	-	-	-	-	0.00%
6. Non-CIP Capital Outlay											
		\$ -	\$ -	\$ -	\$ -	\$ -	\$ -	\$ -	\$ -	\$ -	0.00%
Total Engineering											
		\$ 75,252	\$ 137,244	\$ 218,077	\$ 163,244	\$ 208,591	\$ 151,079	\$ 145,163	\$ 296,242	\$ 78,164	35.84%

		Actual 2017-18	Actual 2018-19	Approved Budget 2019-20	Year to Date w/Encumbrance 6/30/2020	Current Year Estimate 2019-20	Proposed Budget 2020-21	Supplemental Budget 2020-21	Department Proposed Budget 2020-21	Proposed \$ Increase(Decrease) From FY 2019-20 Approved Budget	Proposed % Increase(Decrease) From FY 2019-20 Approved Budget
EXPENDITURES:											
Line No.	NON-DEPARTMENTAL										
1	Vacation Leave - Accrual	\$ 5,644	\$ 11,437	\$ -	\$ -	\$ -	\$ -	\$ -	\$ -	\$ -	0.00%
2	Workers Compensation Insurance	16,970	21,065	18,138	16,415	22,463	18,138	-	18,138	-	0.00%
3	State Unemployment Taxes	3,711	350	500	-	-	500	-	500	-	0.00%
	1. Personnel	\$ 26,325	\$ 32,851	\$ 18,638	\$ 16,415	\$ 22,463	\$ 18,638	\$ -	\$ 18,638	\$ -	0.00%
4	Tuition Reimbursement	\$ 788	\$ 456	\$ 2,500	\$ 1,000	\$ 1,333	\$ 2,500	\$ -	\$ 2,500	\$ -	0.00%
5	Cell Phones/Pagers	13,326	8,896	10,000	9,434	12,578	10,000	-	10,000	-	0.00%
6	Wireless Data Services	-	-	-	-	-	-	-	-	-	0.00%
7	Audit Services	3,022	-	15,000	-	15,000	15,000	-	15,000	-	0.00%
8	Insurance & Bonds	26,012	31,675	34,843	24,661	32,882	34,843	-	34,843	-	0.00%
9	Services - Accounting/Financial	-	-	-	-	-	-	-	-	-	0.00%
	2. Contractual Services	\$ 43,149	\$ 41,027	\$ 62,343	\$ 35,095	\$ 61,794	\$ 62,343	\$ -	\$ 62,343	\$ -	0.00%
	Total Non-Departmental	\$ 69,474	\$ 73,878	\$ 80,981	\$ 51,511	\$ 84,257	\$ 80,981	\$ -	\$ 80,981	\$ -	0.00%

EXPENDITURES:											
Line No.	PUBLIC WORKS BUILDING										
1	Annual Facility Lease	\$ -	\$ -	\$ -	\$ -	\$ -	\$ -	\$ -	\$ -	\$ -	0.00%
2	Light & Power	4,794	5,945	6,500	1,754	6,500	6,500	(500)	6,000	(500)	-7.69%
3	Natural Gas/Propane	1,606	1,903	2,750	1,553	2,070	2,750	(750)	2,000	(750)	-27.27%
4	Telephone System	7,334	4,391	4,000	640	4,000	4,000	-	4,000	-	0.00%
5	Cell Phones/Pagers	-	-	-	-	-	-	-	-	-	0.00%
6	Internet Service	4,677	2,370	5,000	1,930	2,573	5,000	(2,500)	2,500	(2,500)	-50.00%
7	Water/Sewer/Trash	-	294	-	-	-	-	-	-	-	0.00%
8	Roofing Repairs	-	-	50	-	-	50	(50)	-	(50)	-100.00%
9	Electrical Repairs	263	557	100	-	-	100	(100)	-	(100)	-100.00%
10	Heating/Cooling Repairs	733	1,267	1,500	2,915	3,887	1,500	-	1,500	-	0.00%
11	Plumbing Repairs	131	912	125	51	68	125	(125)	-	(125)	-100.00%
12	Carpentry/Painting	-	-	25	-	-	25	(25)	-	(25)	-100.00%
13	Concrete Masonary	-	-	-	-	-	-	-	-	-	0.00%
14	Grounds Maintenance/Repair	-	-	-	-	-	-	-	-	-	0.00%
15	Misc Facility Repairs/Maint	460	1,596	625	507	676	625	1,500	2,125	1,500	240.00%
16	Janitorial Service - Contract	-	-	-	-	-	-	-	-	-	0.00%
17	Other Contract Services	230	-	425	-	425	425	(425)	-	(425)	-100.00%
18	Trash Collection Service	-	-	-	-	-	-	-	-	-	0.00%
19	Landscaping/Groundskeeping	50	-	375	-	375	375	(375)	-	(375)	-100.00%
20	Services - Pest Control	-	-	-	-	-	-	-	-	-	0.00%
21	Services - Security	1,272	1,772	1,675	1,430	1,907	1,675	-	1,675	-	0.00%
	2. Contractual Services	\$ 21,549	\$ 21,006	\$ 23,150	\$ 10,780	\$ 22,481	\$ 23,150	\$ (3,350)	\$ 19,800	\$ (3,350)	-14.47%
22	Cleaning Supplies	\$ 331	\$ 250	\$ 250	\$ 201	\$ 268	\$ 250	\$ -	\$ 250	\$ -	0.00%
23	Cleaning - Paper Products	173	400	400	400	533	400	-	400	-	0.00%
24	Safety Signs and Barricades	-	-	25	-	-	25	(25)	-	(25)	-100.00%
25	Building Materials	-	-	-	-	-	-	-	-	-	0.00%
26	Electrical/Plumbing Supplies	285	676	300	474	632	300	-	300	-	0.00%
27	Machine Fabricated Parts	-	-	-	-	-	-	-	-	-	0.00%
28	Miscellaneous Hardware	-	703	400	-	400	400	-	400	-	0.00%
29	Medical Supplies	-	178	25	-	-	25	(25)	-	(25)	-100.00%
30	Pesticides	-	-	-	-	-	-	-	-	-	0.00%
31	Minor Tools/Instruments	-	-	-	-	-	-	-	-	-	0.00%
	3. Commodities	\$ 789	\$ 2,206	\$ 1,400	\$ 1,075	\$ 1,833	\$ 1,400	\$ (50)	\$ 1,350	\$ (50)	-3.57%
	Total Public Works Building	\$ 22,338	\$ 23,212	\$ 24,550	\$ 11,855	\$ 24,314	\$ 24,550	\$ (3,400)	\$ 21,150	\$ (3,400)	-13.85%

		Actual	Actual	Approved	Year to Date	Current Year	Proposed	Supplemental	Department	Proposed \$	Proposed %
		2017-18	2018-19	Budget	w/Encumbrance	Estimate	Budget	Budget	Proposed	Increase(Decrease)	Increase(Decrease)
				2019-20	6/30/2020	2019-20	2020-21	2020-21	Budget	From FY 2019-20	From FY 2019-20
										Approved Budget	Approved Budget
EXPENDITURES:											
Line ADMINISTRATION											
1	Regular Full Time Wages	\$ 373,908	\$ 408,879	\$ 414,473	\$ 307,304	\$ 420,521	\$ 444,746	\$ -	\$ 444,746	\$ 30,273	7.30%
2	Regular Part Time Wages	-	-	-	-	-	-	-	-	-	0.00%
3	Temporary/Seasonal Wages	-	-	-	-	-	-	-	-	-	0.00%
4	Overtime Wages	1,294	1,375	1,440	940	1,287	1,440	-	1,440	-	0.00%
5	TMRS Contribution Benefit (CM)	4,158	4,319	3,992	3,505	4,796	3,992	-	3,992	-	0.00%
6	Vacation Leave	12,597	1,928	-	-	-	-	-	-	-	0.00%
7	Sick Leave - Regular	16,281	1,355	-	-	-	-	-	-	-	0.00%
8	Cost of Living Adjustment	-	-	-	-	-	-	-	-	-	0.00%
9	Merit Increase	-	-	14,622	-	-	-	-	-	(14,622)	-100.00%
10	Longevity Pay	5,559	6,353	6,232	6,232	6,232	6,881	-	6,881	649	10.41%
11	Car Allowance	3,900	3,984	6,000	2,760	3,777	3,000	-	3,000	(3,000)	-50.00%
12	Language Incentive	900	904	1,800	637	872	900	-	900	(900)	-50.00%
13	Certification Incentive	3,177	3,877	3,894	2,755	3,771	3,894	-	3,894	-	0.00%
14	Cell Phone Allowance	300	306	300	212	291	300	-	300	-	0.00%
15	Wellness Benefit	-	-	-	300	411	-	-	-	-	0.00%
16	FICA/Social Security	29,043	29,545	34,307	22,476	30,757	35,256	-	35,256	949	2.77%
17	Workers Compensation	-	-	-	-	-	-	-	-	-	0.00%
18	State Unemployment Taxes	-	58	46	725	992	46	-	46	-	0.00%
19	Retirement - TMRS	53,354	54,807	56,685	41,277	56,485	60,373	-	60,373	3,688	6.51%
20	Deferred Compensation (CM)	1,250	1,255	1,250	2,135	2,921	1,250	-	1,250	-	0.00%
21	Health Insurance	33,602	38,712	37,795	28,994	39,676	41,575	-	41,575	3,780	10.00%
22	Dental Insurance	2,287	2,447	2,295	1,712	2,343	2,295	-	2,295	-	0.00%
23	Life Insurance	303	330	346	240	329	334	-	334	(12)	-3.47%
24	ST/LT Disability Insurance	2,421	2,416	3,353	1,793	2,453	3,446	-	3,446	93	2.77%
25	Vision Insurance	559	607	549	422	578	549	-	549	-	0.00%
26	AD&D	68	80	55	48	66	55	-	55	-	0.00%
1. Personnel		\$ 544,961	\$ 563,537	\$ 589,434	\$ 424,469	\$ 578,556	\$ 610,332	\$ -	\$ 610,332	\$ 20,898	3.55%
27	Uniform Rental	\$ -	\$ -	\$ -	\$ -	\$ -	\$ -	\$ -	\$ -	\$ -	0.00%
28	Travel - City Business	-	-	-	-	-	-	-	-	-	0.00%
29	Travel - Employee Recruitment	-	-	-	-	-	-	-	-	-	0.00%
30	Travel - Training & Conferences	752	1,170	2,660	167	222	2,660	(1,160)	1,500	(1,160)	-43.61%
31	Mileage - Reimbursement	-	102	-	-	-	-	-	-	-	0.00%
32	Travel - Tolls & Parking	-	-	-	-	-	-	-	-	-	0.00%
33	Memberships and Dues	-	10	500	70	70	500	(400)	100	(400)	-80.00%
34	Subscription and Books	-	-	25	-	25	25	(25)	-	(25)	-100.00%
35	Light & Power	-	-	-	-	-	-	-	-	-	0.00%
36	Natural Gas/Propane	-	-	-	-	-	-	-	-	-	0.00%
37	Telephone System	-	-	-	-	-	-	-	-	-	0.00%
38	Cell Phones/Pagers	-	-	500	54	73	500	(500)	-	(500)	-100.00%
39	Internet Service	-	-	-	-	-	-	-	-	-	0.00%
40	Wireless Data Services	-	-	-	-	-	-	-	-	-	0.00%
41	Water/Sewer/Trash	-	-	-	-	-	-	-	-	-	0.00%
42	Radio Service/Lease	-	-	2,652	559	745	2,652	-	2,652	-	0.00%
43	Electrical Maintenance/Repairs	308	595	1,000	-	1,000	1,000	(1,000)	-	(1,000)	-100.00%
44	Plumbing Repairs	87	71	300	-	300	300	(300)	-	(300)	-100.00%
45	Grounds Maintenance/Repair	-	-	-	-	-	-	-	-	-	0.00%
46	Misc Facility Repairs/Maint	1,521	686	1,000	1,139	1,518	1,000	(1,000)	-	(1,000)	-100.00%
47	Janitorial Service - Contract	-	-	-	-	-	-	-	-	-	0.00%
48	Light Equipment Rental	-	-	-	-	-	-	-	-	-	0.00%
49	Lease Payments - Motor Vehicles	310	13,101	15,878	31,622	42,163	15,878	29,122	45,000	29,122	183.41%
50	Motor Vehicle Repair/Maint	2,604	3,055	3,000	331	441	3,000	-	3,000	-	0.00%
51	Repair/Maintenance - Minor	-	-	-	-	-	-	-	-	-	0.00%
52	Body Shop Repairs	-	-	-	-	-	-	-	-	-	0.00%
53	Other Equip Maint/Repair	-	-	-	-	-	-	-	-	-	0.00%
54	Office Equipment Maint/Repair	-	-	-	-	-	-	-	-	-	0.00%
55	Computer Equip Maint/Repair	-	-	-	-	-	-	-	-	-	0.00%
56	Communication Equip Repair	-	-	-	-	-	-	-	-	-	0.00%
57	Office Equipment Rental	2,141	1,751	7,200	1,899	2,532	7,200	(4,700)	2,500	(4,700)	-65.28%
58	Legal Services	-	-	-	-	-	-	-	-	-	0.00%
59	Engineering Services	-	-	-	-	-	-	-	-	-	0.00%
60	Medical Services/Drug Testing	-	-	-	-	-	-	-	-	-	0.00%
61	Other Professional Services	-	-	-	-	-	-	-	-	-	0.00%

	Actual 2017-18	Actual 2018-19	Approved Budget 2019-20	Year to Date w/Encumbrance 6/30/2020	Current Year Estimate 2019-20	Proposed Budget 2020-21	Supplemental Budget 2020-21	Department Proposed Budget 2020-21	Proposed \$ Increase(Decrease) From FY 2019-20 Approved Budget	Proposed % Increase(Decrease) From FY 2019-20 Approved Budget	
62	Credit Card Fees	-	-	-	-	-	-	-	-	0.00%	
63	Penalties & Interest	-	-	100	-	100	100	(100)	(100)	-100.00%	
64	Insurance & Bonds	-	-	-	-	-	-	-	-	0.00%	
65	Bad Debt Collection Service	-	-	-	-	-	-	-	-	0.00%	
66	Outside Printing	2,156	721	3,000	793	1,057	3,000	(1,500)	1,500	(1,500)	-50.00%
67	Delivery/Courier Service	-	-	200	-	200	200	(200)	(200)	(200)	-100.00%
68	Advertising	255	-	500	-	500	500	(500)	(500)	(500)	-100.00%
69	Public Notices	-	-	-	-	-	-	-	-	-	0.00%
70	Utility Consulting Services	-	-	-	-	-	-	-	-	-	0.00%
71	Training Services	-	-	-	-	-	-	-	-	-	0.00%
72	Other Contract Services	-	-	-	-	-	-	-	-	-	0.00%
73	IT Software/System Fees	-	11,619	26,479	9,467	12,622	26,479	(11,479)	15,000	(11,479)	-43.35%
74	Trash Collection Service	-	-	-	-	-	-	-	-	-	0.00%
75	Landscaping/Groundskeeping	-	-	-	11	15	-	-	-	-	0.00%
76	Services - Grant Contracts	-	-	-	-	-	-	-	-	-	0.00%
77	Services - Grant Other	-	-	-	-	-	-	-	-	-	0.00%
78	COVID-19	-	-	-	1,954	2,605	-	-	-	-	0.00%
79	GBRA - WTP Debt Service	-	-	-	-	-	-	-	-	-	0.00%
80	GBRA - I-35 Pipeline Debt Serv	-	-	-	-	-	-	-	-	-	0.00%
2. Contractual Services		\$ 10,134	\$ 32,880	\$ 64,994	\$ 48,065	\$ 66,189	\$ 64,994	\$ 6,258	\$ 71,252	\$ 6,258	9.63%
81	Uniforms (Buy)	\$ 2,451	\$ 3,216	\$ 3,500	\$ 1,110	\$ 3,500	\$ 3,500	\$ -	\$ 3,500	\$ -	0.00%
82	General Office Supplies	5,309	5,174	6,600	3,933	5,244	6,600	(1,600)	5,000	(1,600)	-24.24%
83	Cleaning Supplies	-	-	-	-	-	-	-	-	-	0.00%
84	Cleaning - Paper Products	-	-	-	-	-	-	-	-	-	0.00%
85	Postage	-	-	-	-	-	-	-	-	-	0.00%
86	Building Materials	1,571	-	-	13	17	-	-	-	-	0.00%
87	Sand and Gravel	-	-	-	-	-	-	-	-	-	0.00%
88	Electrical/Plumbing Supplies	1,243	125	500	351	468	500	(500)	(500)	(500)	-100.00%
89	Miscellaneous Hardware	-	-	-	-	-	-	-	-	-	0.00%
90	City Sponsored Event Supplies	-	105	300	54	72	300	(300)	(300)	(300)	-100.00%
91	Fire Prevention Supplies	120	116	-	-	-	-	-	-	-	0.00%
92	Medical Supplies	172	164	400	158	211	400	(200)	200	(200)	-50.00%
93	Pesticides	-	-	-	-	-	-	-	-	-	0.00%
94	Minor Tools/Instruments	1,118	1,265	2,000	96	128	2,000	(800)	1,200	(800)	-40.00%
95	Training Supplies	-	-	-	-	-	-	-	-	-	0.00%
96	Miscellaneous Occasions Supplies	289	182	500	275	366	500	(500)	(500)	(500)	-100.00%
97	Food/Meals	-	221	-	-	-	-	-	-	-	0.00%
98	Miscellaneous Supplies	522	75	1,200	765	1,020	1,200	-	1,200	-	0.00%
99	Office Furniture (<\$5K)	687	312	1,200	-	-	1,200	(1,200)	(1,200)	(1,200)	-100.00%
100	Communication Equipment	136	12	-	-	-	-	-	-	-	0.00%
101	Computer Hardware	3,603	565	-	487	650	-	7,500	7,500	7,500	0.00%
102	Computer Software	-	-	-	98	131	-	-	-	-	0.00%
103	Instruments/Apparatus	-	-	-	-	-	-	-	-	-	0.00%
104	General Electronic Equipment	-	-	-	-	-	-	-	-	-	0.00%
105	Other Office Equipment	-	-	-	-	-	-	-	-	-	0.00%
106	Street Maintenance Equipment	-	-	-	-	-	-	-	-	-	0.00%
107	Facility Maintenance Tools	314	69	1,000	62	83	500	(500)	(500)	(1,000)	-100.00%
108	Other Field Equipment	-	-	-	-	-	-	-	-	-	0.00%
109	Equipment - Radio	-	-	2,500	-	-	2,500	(2,000)	500	(2,000)	-80.00%
110	Fuel	3,129	3,696	4,500	2,133	2,845	4,500	-	4,500	-	0.00%
3. Commodities		\$ 20,662	\$ 15,297	\$ 24,200	\$ 9,536	\$ 14,735	\$ 23,700	\$ (100)	\$ 23,600	\$ (600)	-2.48%

	Actual 2017-18	Actual 2018-19	Approved Budget 2019-20	Year to Date w/Encumbrance 6/30/2020	Current Year Estimate 2019-20	Proposed Budget 2020-21	Supplemental Budget 2020-21	Department Proposed Budget 2020-21	Proposed \$ Increase(Decrease) From FY 2019-20 Approved Budget	Proposed % Increase(Decrease) From FY 2019-20 Approved Budget
111 Office Furniture (>\$5K)	\$ -	\$ -	\$ -	\$ -	\$ -	\$ -	\$ -	\$ -	\$ -	0.00%
112 Communication Equipment	-	-	-	-	-	-	-	-	-	0.00%
113 Computer Equipment	-	-	-	-	-	-	-	-	-	0.00%
114 Instruments/Apparatus	-	-	-	-	-	-	-	-	-	0.00%
115 Machine Tools/Apparatus	-	-	-	-	-	-	-	-	-	0.00%
116 Light Equipment	-	-	-	-	-	-	-	-	-	0.00%
117 Motor Vehicles	-	-	-	-	-	-	-	-	-	0.00%
118 Heavy Equipment	-	-	-	-	-	-	-	-	-	0.00%
119 Other Equipment	-	-	-	-	-	-	-	-	-	0.00%
120 Building & Storage Facilities	-	-	-	-	-	-	-	-	-	0.00%
6. Non-CIP Capital Outlay	\$ -	\$ -	\$ -	\$ -	\$ -	\$ -	\$ -	\$ -	\$ -	0.00%
121 Interfund Transfers Out	\$ -	\$ -	\$ -	\$ -	\$ -	\$ -	-	\$ -	\$ -	0.00%
122 Transfer Out - OPEB Fund	15,750	15,750	15,750	11,813	15,750	15,750	-	15,750	-	0.00%
7. Transfers	\$ 15,750	\$ 15,750	\$ 15,750	\$ 11,813	\$ 15,750	\$ 15,750	\$ -	\$ 15,750	\$ -	0.00%
Total Administration	\$ 591,507	\$ 627,463	\$ 694,378	\$ 493,882	\$ 675,230	\$ 714,776	\$ 6,158	\$ 720,934	\$ 26,556	3.82%

		Actual	Actual	Approved	Year to Date	Current Year	Proposed	Supplemental	Department	Proposed \$	Proposed %
		2017-18	2018-19	Budget	w/Encumbrance	Estimate	Budget	Budget	Proposed	Increase(Decrease)	Increase(Decrease)
				2019-20	6/30/2020	2019-20	2020-21	2020-21	Budget	From FY 2019-20	From FY 2019-20
									2020-21	Approved Budget	Approved Budget
EXPENDITURES:											
Line	UTILITY BILLING										
No.											
1	Regular Full Time Wages	\$ 167,895	\$ 248,002	\$ 278,653	\$ 202,396	\$ 276,964	\$ 288,632	\$ -	\$ 288,632	\$ 9,979	3.58%
2	Regular Part Time Wages	-	-	-	-	-	-	-	-	-	0.00%
3	Temporary/Seasonal Wages	-	-	-	-	-	-	-	-	-	0.00%
4	Overtime Wages	6,196	7,227	4,100	3,996	5,468	4,100	-	4,100	-	0.00%
5	Vacation Leave	6,590	1,080	-	-	-	-	-	-	-	0.00%
6	Sick Leave - Regular	5,540	1,740	-	-	-	-	-	-	-	0.00%
7	Cost of Living Adjustment	-	-	-	-	-	-	-	-	-	0.00%
8	Merit Increase	-	-	9,653	-	-	-	-	-	(9,653)	-100.00%
9	Longevity Pay	4,914	7,560	8,903	8,903	8,903	10,140	-	10,140	1,237	13.89%
10	Language Incentive	1,653	1,355	1,350	956	1,308	1,350	-	1,350	-	0.00%
11	Certification Incentive	-	-	-	-	-	-	-	-	-	0.00%
12	FICA/Social Security	13,229	19,050	23,153	15,479	21,182	23,273	-	23,273	120	0.52%
13	Workers Compensation	-	-	-	-	-	-	-	-	-	0.00%
14	State Unemployment Taxes	-	56	59	943	1,290	59	-	59	-	0.00%
15	Retirement - TMRS	24,307	33,624	38,256	27,314	37,377	39,853	-	39,853	1,597	4.17%
16	Health Insurance	25,802	40,542	48,360	36,184	49,515	53,196	-	53,196	4,836	10.00%
17	Dental Insurance	1,823	2,557	2,936	2,129	2,914	2,936	-	2,936	-	0.00%
18	Life Insurance	179	290	296	219	299	296	-	296	-	0.00%
19	ST/LT Disability Insurance	1,243	1,728	2,239	1,463	2,003	2,251	-	2,251	12	0.54%
20	Vision Insurance	432	603	702	519	710	702	-	702	-	0.00%
21	AD&D	35	53	55	44	60	55	-	55	-	0.00%
1. Personnel		\$ 259,837	\$ 365,467	\$ 418,715	\$ 300,545	\$ 407,993	\$ 426,843	\$ -	\$ 426,843	\$ 8,128	1.94%
22	Travel - Training & Conferences	\$ -	\$ -	\$ 2,000	\$ -	\$ -	\$ 2,000	\$ (1,000)	\$ 1,000	\$ (1,000)	-50.00%
23	Mileage - Reimbursement	-	-	200	-	-	200	(200)	-	(200)	-100.00%
24	Telephone System	-	-	-	-	-	-	-	-	-	0.00%
25	Cell Phones/Pagers	62	-	-	-	-	-	-	-	-	0.00%
26	Lease Payments - Motor Vehicles	523	7,237	12,000	9,000	12,000	12,000	-	12,000	-	0.00%
27	Motor Vehicle Repair/Maint	1,438	5,230	2,500	2,026	2,701	2,500	-	2,500	-	0.00%
28	Other Equip Maint/Repair	297	594	600	-	-	600	-	600	-	0.00%
29	Office Equipment Rental	1,008	1,718	2,500	(589)	(785)	2,500	(500)	2,000	(500)	-20.00%
30	Rental - Storage	-	-	600	-	-	600	(600)	-	(600)	-100.00%
31	Legal Services	-	-	-	-	-	-	-	-	-	0.00%
32	Credit Card Fees	116,132	103,921	93,500	65,160	86,880	93,500	16,500	110,000	16,500	17.65%
33	Insurance & Bonds	200	200	200	200	267	200	-	200	-	0.00%
34	Bad Debt Collection Service	2,322	203	2,500	-	2,500	2,500	-	2,500	-	0.00%
35	Outside Printing	-	-	-	-	-	-	-	-	-	0.00%
36	Delivery/Courier Service	-	-	-	-	-	-	-	-	-	0.00%
37	Other Contract Services	-	-	-	-	-	-	-	-	-	0.00%
38	IT Software/System Fees	15,043	46,749	89,579	38,355	51,140	89,579	(44,579)	45,000	(44,579)	-49.76%
39	IT Online Services	15,986	15,332	469	469	625	469	-	469	-	0.00%
40	Services - Utility Billing	25,231	25,204	30,000	40,072	40,072	30,000	10,000	40,000	10,000	33.33%
41	Services - Meter Testing	130	105	2,500	35	47	2,500	(1,500)	1,000	(1,500)	-60.00%
42	COVID-19	-	-	-	1,991	2,655	-	2,000	2,000	2,000	0.00%
2. Contractual Services		\$ 178,373	\$ 206,494	\$ 239,148	\$ 156,719	\$ 198,101	\$ 239,148	\$ (19,879)	\$ 219,269	\$ (19,879)	-8.31%
43	Uniforms (Buy)	\$ 938	\$ 1,815	\$ 2,775	\$ 282	\$ 377	\$ 2,775	\$ -	\$ 2,775	\$ -	0.00%
44	General Office Supplies	2,048	2,008	3,300	1,612	2,149	3,300	(1,000)	2,300	(1,000)	-30.30%
45	Postage	26,309	29,392	30,000	29,662	29,662	30,000	-	30,000	-	0.00%
46	City Sponsored Event Supplies	22	-	-	-	-	-	-	-	-	0.00%
47	Medical Supplies	-	-	250	-	250	250	(250)	-	(250)	-100.00%
48	Pesticides	-	-	-	-	-	-	-	-	-	0.00%

	Actual 2017-18	Actual 2018-19	Approved Budget 2019-20	Year to Date w/Encumbrance 6/30/2020	Current Year Estimate 2019-20	Proposed Budget 2020-21	Supplemental Budget 2020-21	Department Proposed Budget 2020-21	Proposed \$ Increase(Decrease) From FY 2019-20 Approved Budget	Proposed % Increase(Decrease) From FY 2019-20 Approved Budget
49 Minor Tools/Instruments	-	-	-	-	-	-	-	-	-	0.00%
50 Miscellaneous Supplies	220	1,465	250	297	396	250	-	250	-	0.00%
51 Office Furniture (<\$5K)	68	200	1,750	65	87	1,750	(1,750)	-	(1,750)	-100.00%
52 Communication Equipment	-	-	-	-	-	-	-	-	-	0.00%
53 Computer Hardware	1,804	1,908	3,000	5,140	6,853	3,000	(3,000)	-	(3,000)	-100.00%
54 Other Office Equipment	-	-	-	-	-	-	-	-	-	0.00%
55 Other Field Equipment	-	144	5,000	-	5,000	-	-	-	(5,000)	-100.00%
56 Fuel	3,633	6,256	7,450	3,575	4,766	7,450	(950)	6,500	(950)	-12.75%
3. Commodities	\$ 35,042	\$ 43,188	\$ 53,775	\$ 40,633	\$ 49,540	\$ 48,775	\$ (6,950)	\$ 41,825	\$ (11,950)	-22.22%
57 Computer Equipment	\$ 25,055	\$ -	\$ -	\$ -	\$ -	\$ -	\$ -	\$ -	\$ -	0.00%
58 Motor Vehicles	-	-	-	-	-	-	-	-	-	0.00%
6. Non-CIP Capital Outlay	\$ 25,055	\$ -	\$ -	\$ -	\$ -	\$ -	\$ -	\$ -	\$ -	0.00%
Total Utility Billing	\$ 498,307	\$ 615,149	\$ 711,638	\$ 497,897	\$ 655,634	\$ 714,766	\$ (26,829)	\$ 687,937	\$ (23,701)	-3.33%

	Actual 2017-18	Actual 2018-19	Approved Budget 2019-20	Year to Date w/Encumbrance 6/30/2020	Current Year Estimate 2019-20	Proposed Budget 2020-21	Supplemental Budget 2020-21	Department Proposed Budget 2020-21	Proposed \$ Increase(Decrease) From FY 2019-20 Approved Budget	Proposed % Increase(Decrease) From FY 2019-20 Approved Budget
EXPENDITURES:										
Line No. WATER OPERATIONS										
1	\$ 497,459	\$ 632,747	\$ 695,396	\$ 491,578	\$ 672,685	\$ 713,944	\$ -	\$ 713,944	\$ 18,548	2.67%
2	-	-	-	-	-	-	-	-	-	0.00%
3	-	-	-	-	-	-	-	-	-	0.00%
4	40,298	45,851	41,500	23,758	32,511	41,500	-	41,500	-	0.00%
5	22,844	3,020	-	-	-	-	-	-	-	0.00%
6	18,677	3,509	-	-	-	-	-	-	-	0.00%
7	-	-	-	-	-	-	-	-	-	0.00%
8	-	-	24,090	-	-	-	-	-	(24,090)	-100.00%
9	13,548	17,565	18,687	18,687	18,687	21,609	-	21,609	2,922	15.64%
10	-	-	-	-	-	-	-	-	-	0.00%
11	8,900	10,795	10,400	8,280	11,331	11,700	-	11,700	1,300	12.50%
12	44,389	52,451	60,441	39,588	54,173	60,340	-	60,340	(101)	-0.17%
13	-	-	-	-	-	-	-	-	-	0.00%
14	-	(143)	143	2,210	3,024	143	-	143	-	0.00%
15	75,869	89,866	99,865	68,497	93,732	103,327	-	103,327	3,462	3.47%
16	83,620	104,643	118,297	84,954	116,252	130,126	-	130,126	11,829	10.00%
17	5,694	6,668	7,182	5,049	6,909	7,182	-	7,182	-	0.00%
18	569	703	725	517	708	725	-	725	-	0.00%
19	3,573	4,527	5,614	3,545	4,851	5,604	-	5,604	(10)	-0.18%
20	1,367	1,614	1,717	1,207	1,652	1,717	-	1,717	-	0.00%
21	103	143	134	130	177	134	-	134	-	0.00%
1. Personnel	\$ 816,910	\$ 973,957	\$ 1,084,191	\$ 747,999	\$ 1,016,692	\$ 1,098,051	\$ -	\$ 1,098,051	\$ 13,860	1.28%
22	\$ -	\$ -	\$ -	\$ -	\$ -	\$ -	\$ -	\$ -	\$ -	0.00%
23	-	-	-	-	-	-	-	-	-	0.00%
24	-	-	-	-	-	-	-	-	-	0.00%
25	5,243	7,944	9,500	3,557	4,743	9,500	(1,000)	8,500	(1,000)	-10.53%
26	-	-	-	-	-	-	-	-	-	0.00%
27	70	10	1,000	315	420	1,000	(500)	500	(500)	-50.00%
28	-	-	-	-	-	-	-	-	-	0.00%
29	133,282	155,131	160,000	63,743	160,000	160,000	-	160,000	-	0.00%
30	-	-	-	-	-	-	-	-	-	0.00%
31	-	-	-	-	-	-	-	-	-	0.00%
32	-	-	-	-	-	-	-	-	-	0.00%
33	-	-	-	-	-	-	-	-	-	0.00%
34	-	-	4,284	1,722	2,296	4,284	6,500	10,784	6,500	151.73%
35	16,155	6,900	15,000	2,053	2,738	15,000	-	15,000	-	0.00%
36	-	-	-	-	-	-	-	-	-	0.00%
37	44,210	66,179	82,000	30,225	82,000	82,000	(2,000)	80,000	(2,000)	-2.44%
38	1,731	91	5,000	-	5,000	5,000	(5,000)	-	(5,000)	-100.00%
39	-	-	-	-	-	-	-	-	-	0.00%
40	-	-	-	-	-	-	-	-	-	0.00%
41	-	-	-	-	-	-	-	-	-	0.00%
42	-	-	-	-	-	-	-	-	-	0.00%
43	821	212	2,500	-	2,500	2,500	(2,500)	-	(2,500)	-100.00%
44	-	-	86,581	9,661	86,581	86,581	-	86,581	-	0.00%
45	20,330	17,644	35,000	10,188	13,584	35,000	(15,000)	20,000	(15,000)	-42.86%
46	-	-	-	-	-	-	-	-	-	0.00%
47	8,146	19,466	15,000	12,689	16,918	15,000	5,000	20,000	5,000	33.33%
48	-	-	-	-	-	-	-	-	-	0.00%
49	-	-	-	-	-	-	-	-	-	0.00%
50	53,990	73,052	90,000	12,574	90,000	90,000	-	90,000	-	0.00%
51	-	-	-	-	-	-	-	-	-	0.00%
52	1,587	967	2,500	323	430	2,500	(2,500)	-	(2,500)	-100.00%
53	-	-	-	-	-	-	-	-	-	0.00%
54	-	-	-	-	-	-	-	-	-	0.00%
55	198	215	300	149	198	300	-	300	-	0.00%
56	11,875	3,775	5,000	2,100	2,800	5,000	-	5,000	-	0.00%
57	-	-	-	-	-	-	-	-	-	0.00%
58	-	-	-	-	-	-	-	-	-	0.00%
59	-	-	-	-	-	-	-	-	-	0.00%
60	-	-	-	-	-	-	-	-	-	0.00%
61	-	-	-	-	-	-	-	-	-	0.00%

	Actual 2017-18	Actual 2018-19	Approved Budget 2019-20	Year to Date w/Encumbrance 6/30/2020	Current Year Estimate 2019-20	Proposed Budget 2020-21	Supplemental Budget 2020-21	Department Proposed Budget 2020-21	Proposed \$ Increase(Decrease) From FY 2019-20 Approved Budget	Proposed % Increase(Decrease) From FY 2019-20 Approved Budget
62 Penalties & Interest	-	-	-	-	-	-	-	-	-	0.00%
63 Insurance & Bonds	-	-	-	-	-	-	-	-	-	0.00%
64 Outside Printing	218	-	-	-	-	-	-	-	-	0.00%
65 Delivery/Courier Service	405	366	100	498	664	100	(100)	-	(100)	-100.00%
66 Training Services	-	-	-	-	-	-	-	-	-	0.00%
67 Testing/Certification	63,241	45,886	57,000	582	57,000	57,000	(12,000)	45,000	(12,000)	-21.05%
68 Other Contract Services	-	-	-	-	-	-	-	-	-	0.00%
69 Trash Collection Service	-	-	-	-	-	-	-	-	-	0.00%
70 Landscaping/Groundskeeping	-	-	-	122	163	-	-	-	-	0.00%
71 Water Storage/Distribution Repairs	17,292	13,567	19,450	1,270	1,693	19,450	(4,450)	15,000	(4,450)	-22.88%
72 TCEQ Water Permit	21,817	21,817	30,000	23,780	23,780	30,000	(5,000)	25,000	(5,000)	-16.67%
73 COVID-19	-	-	-	753	1,004	-	-	-	-	0.00%
74 GBRA - WTP Debt Service	-	-	-	-	-	-	-	-	-	0.00%
75 GBRA - I-35 Pipeline Debt Serv	-	-	-	-	-	-	-	-	-	0.00%
2. Contractual Services	\$ 400,611	\$ 433,222	\$ 620,215	\$ 176,303	\$ 554,512	\$ 620,215	\$ (38,550)	\$ 581,665	\$ (38,550)	-6.22%
76 Uniforms (Buy)	\$ 7,191	\$ 10,604	\$ 11,500	\$ 5,071	\$ 6,762	\$ 11,500	\$ (1,500)	\$ 10,000	\$ (1,500)	-13.04%
77 General Office Supplies	11	40	-	35	46	-	-	-	-	0.00%
78 Cleaning Supplies	466	157	500	129	172	500	-	500	-	0.00%
79 Cleaning - Paper Products	-	-	-	-	-	-	-	-	-	0.00%
80 Postage	206	151	500	-	500	500	(250)	250	(250)	-50.00%
81 Street Repair Materials	-	-	-	-	-	-	-	-	-	0.00%
82 Safety Signs and Barricades	-	-	-	-	-	-	-	-	-	0.00%
83 Building Materials	2,189	1,912	2,000	1,032	1,376	2,000	-	2,000	-	0.00%
84 Clamps	-	-	-	-	-	-	-	-	-	0.00%
85 Sand and Gravel	6,797	9,183	12,000	5,146	6,862	12,000	-	12,000	-	0.00%
86 Water Lines	-	-	-	-	-	-	-	-	-	0.00%
87 Electrical/Plumbing Supplies	10,700	10,627	12,000	8,680	11,573	12,000	-	12,000	-	0.00%
88 Machine Fabricated Parts	-	-	-	-	-	-	-	-	-	0.00%
89 Miscellaneous Hardware	-	-	-	-	-	-	-	-	-	0.00%
90 City Sponsored Event Supplies	129	104	200	-	-	200	-	200	-	0.00%
91 Fire Prevention Supplies	239	319	324	20	26	324	-	324	-	0.00%
92 Laboratory Supplies	-	-	-	-	-	-	-	-	-	0.00%
93 Medical Supplies	271	329	500	315	420	500	-	500	-	0.00%
94 Chemicals	15,202	12,622	30,000	10,049	13,398	30,000	(15,000)	15,000	(15,000)	-50.00%
95 Pesticides	-	-	-	-	-	-	-	-	-	0.00%
96 Botanical/Landscape	878	1,288	2,000	548	730	2,000	-	2,000	-	0.00%
97 Minor Tools/Instruments	7,508	7,517	18,000	11,745	15,660	18,000	(6,000)	12,000	(6,000)	-33.33%
98 Miscellaneous Occasions Supplies	136	-	200	125	167	200	(200)	-	(200)	-100.00%
99 Food/Meals	-	130	100	-	-	100	(100)	-	(100)	-100.00%
100 Miscellaneous Supplies	241	600	1,200	136	181	1,200	-	1,200	-	0.00%
101 Communication Equipment	94	515	2,500	156	209	2,500	(1,000)	1,500	(1,000)	-40.00%
102 Computer Hardware	-	-	8,000	-	-	8,000	(4,800)	3,200	(4,800)	-60.00%
103 Computer Software	-	-	-	-	-	-	-	-	-	0.00%
104 Instruments/Apparatus	-	-	-	-	-	-	12,000	12,000	12,000	0.00%
105 General Electronic Equipment	-	-	-	-	-	-	-	-	-	0.00%
106 Street Maintenance Equipment	-	-	-	-	-	-	-	-	-	0.00%
107 Fire Hydrants	7,172	8,044	8,000	5,313	7,083	8,000	-	8,000	-	0.00%
108 Water Meters/Meter Supplies	171,190	265,808	250,000	250,733	250,733	250,000	-	250,000	-	0.00%
109 Facility Maintenance Tools	-	-	-	-	-	-	-	-	-	0.00%
110 Other Field Equipment	1,711	2,064	5,500	5,697	7,596	5,500	(2,500)	3,000	(2,500)	-45.45%
111 Equipment - Radio	-	-	16,200	-	16,200	16,200	(8,000)	8,200	(8,000)	-49.38%
112 Fuel	23,358	26,928	25,000	14,087	18,783	25,000	-	25,000	-	0.00%
3. Commodities	\$ 255,689	\$ 358,940	\$ 406,224	\$ 319,015	\$ 358,476	\$ 406,224	\$ (27,350)	\$ 378,874	\$ (27,350)	-6.73%

	Actual 2017-18	Actual 2018-19	Approved Budget 2019-20	Year to Date w/Encumbrance 6/30/2020	Current Year Estimate 2019-20	Proposed Budget 2020-21	Supplemental Budget 2020-21	Department Proposed Budget 2020-21	Proposed \$ Increase(Decrease) From FY 2019-20 Approved Budget	Proposed % Increase(Decrease) From FY 2019-20 Approved Budget
113 Office Furniture (>\$5K)	\$ -	\$ -	\$ -	\$ -	\$ -	\$ -	\$ -	\$ -	\$ -	0.00%
114 Communication Equipment	-	20,661	6,197	6,804	9,072	-	-	-	(6,197)	-100.00%
115 Machine Tools/Apparatus	-	-	-	-	-	-	-	-	-	0.00%
116 Light Equipment	-	-	-	-	-	-	-	-	-	0.00%
117 Motor Vehicles	-	-	-	-	-	-	-	-	-	0.00%
118 Heavy Equipment	47,103	82,643	175,000	143,237	175,000	-	-	-	(175,000)	-100.00%
119 Other Equipment	-	-	36,000	8,567	36,000	-	25,000	25,000	(11,000)	-30.56%
120 Water/Sewer Mains or Lines	-	-	-	-	-	-	-	-	-	0.00%
121 Water Meters	-	-	-	-	-	-	-	-	-	0.00%
122 Water Wells & Pumps	-	-	-	-	-	-	-	-	-	0.00%
123 Capital Improv - Construction	-	-	-	-	-	-	-	-	-	0.00%
6. Non-CIP Capital Outlay	\$ 47,103	\$ 103,303	\$ 217,197	\$ 158,608	\$ 220,072	\$ -	\$ 25,000	\$ 25,000	\$ (192,197)	-88.49%
124 Interfund Transfers Out	\$ -	\$ -	\$ -	\$ -	\$ -	\$ -	\$ -	\$ -	\$ -	0.00%
125 Transfer Out - General Fund	650,000	650,000	650,000	487,500	650,000	650,000	-	650,000	-	0.00%
126 Transfer Out - Water CIP	315,250	300,000	300,000	225,000	300,000	3,000,000	-	3,000,000	2,700,000	900.00%
127 Transfer Out - Comm Develop	-	-	-	-	-	-	-	-	-	0.00%
128 Transfer Out - Debt Service	328,105	234,274	234,217	175,663	234,217	254,551	-	254,551	20,334	8.68%
129 Transfer Out - Computer/Equipment Replacement	-	-	-	-	-	-	-	-	-	0.00%
130 Transfer Out - Fleet Replacement	-	-	-	-	-	-	-	-	-	0.00%
131 Transfer Out - Facility Maintenance	-	-	-	-	-	-	-	-	-	0.00%
132 Transfer Out - 2015 GO Bond Fund	-	-	-	-	-	-	-	-	-	0.00%
133 Transfer Out - GF/CIP Stagecoach Road	-	2,500,000	-	-	-	-	-	-	-	0.00%
134 Transfer Out - WW Impact CIP	-	-	-	-	-	3,839,000	-	3,839,000	3,839,000	0.00%
7. Transfers	\$ 1,293,355	\$ 3,684,274	\$ 1,184,217	\$ 888,163	\$ 1,184,217	\$ 7,743,551	\$ -	\$ 7,743,551	\$ 6,559,334	553.90%
Total Water Operations	\$ 2,813,668	\$ 5,553,696	\$ 3,512,045	\$ 2,290,087	\$ 3,333,969	\$ 9,868,041	\$ (40,900)	\$ 9,827,141	\$ 6,315,097	179.81%

	Actual 2017-18	Actual 2018-19	Approved Budget 2019-20	Year to Date w/Encumbrance 6/30/2020	Current Year Estimate 2019-20	Proposed Budget 2020-21	Supplemental Budget 2020-21	Department Proposed Budget 2020-21	Proposed \$ Increase(Decrease) From FY 2019-20 Approved Budget	Proposed % Increase(Decrease) From FY 2019-20 Approved Budget
EXPENDITURES:										
Line No. WATER SUPPLY										
1	\$ 42	\$ -	\$ -	\$ -	\$ -	\$ -	\$ -	\$ -	\$ -	0.00%
2	-	-	-	-	-	-	-	-	-	0.00%
3	-	-	-	-	-	-	-	-	-	0.00%
4	-	-	-	-	-	-	-	-	-	0.00%
5	-	-	-	-	-	-	-	-	-	0.00%
6	-	-	-	-	-	-	-	-	-	0.00%
7	450,720	661,995	675,000	431,940	575,920	675,000	-	675,000	-	0.00%
8	-	-	-	-	-	-	-	-	-	0.00%
9	398,410	634,690	1,233,336	927,802	1,237,069	3,526,607	-	3,526,607	2,293,271	185.94%
10	-	-	-	-	-	-	-	-	-	0.00%
11	915	16,138	47,000	28,030	37,373	47,000	-	47,000	-	0.00%
12	-	-	-	-	-	-	-	-	-	0.00%
13	36,294	36,294	58,300	45,988	61,317	58,300	-	58,300	-	0.00%
14	218,000	217,230	238,500	82,087	109,450	238,500	-	238,500	-	0.00%
15	-	-	-	-	-	-	-	-	-	0.00%
16	723,465	333,384	818,000	-	818,000	800,000	-	800,000	(18,000)	-2.20%
17	-	-	-	-	-	-	-	-	-	0.00%
18	266,683	214,468	185,850	150,025	200,034	293,800	-	293,800	107,950	58.08%
19	5,148	5,148	3,150	5,148	6,864	5,148	-	5,148	1,998	63.43%
20	274,276	175,166	268,150	124,445	165,927	268,150	-	268,150	-	0.00%
21	651,244	944,343	650,000	765,575	1,020,766	1,200,000	-	1,200,000	550,000	84.62%
22	-	-	-	-	-	-	-	-	-	0.00%
23	-	-	-	-	-	-	-	-	-	0.00%
24	20,055	586	10,600	305	407	10,600	-	10,600	-	0.00%
25	-	-	-	-	-	-	-	-	-	0.00%
26	182,021	332,572	372,750	204,609	272,812	375,000	-	375,000	2,250	0.60%
27	542,774	588,005	573,300	361,850	482,466	600,000	-	600,000	26,700	4.66%
28	337,928	366,089	379,050	222,746	296,995	385,000	-	385,000	5,950	1.57%
2. Contractual Services	\$ 4,107,976	\$ 4,526,108	\$ 5,512,986	\$ 3,350,550	\$ 5,285,400	\$ 8,483,105	\$ -	\$ 8,483,105	\$ 2,970,119	53.87%
29	-	-	-	-	-	-	-	-	-	0.00%
30	-	-	-	-	-	-	-	-	-	0.00%
31	-	-	-	-	-	-	-	-	-	0.00%
32	-	-	-	-	-	-	-	-	-	0.00%
6. Non-CIP Capital Outlay	\$ -	\$ -	\$ -	\$ -	\$ -	\$ -	\$ -	\$ -	\$ -	0.00%
Total Water Supply	\$ 4,107,976	\$ 4,526,108	\$ 5,512,986	\$ 3,350,550	\$ 5,285,400	\$ 8,483,105	\$ -	\$ 8,483,105	\$ 2,970,119	53.87%
TOTAL EXPENDITURES:	\$ 8,178,522	\$ 11,556,751	\$ 10,754,655	\$ 6,859,026	\$ 10,267,396	\$ 20,037,298	\$ 80,192	\$ 20,117,490	\$ 9,362,835	87.06%



Wastewater Utility Fund Summary & Line Item Detail

Proposed by City Manager
Fiscal Year 2020-2021

City Council Budget Workshop

August 01, 2020

**City of Kyle, Texas
FY 2020-2021 Proposed Budget: Summary
WASTEWATER FUND (3110)**

	<u>Actual 2017-18</u>	<u>Actual 2018-19</u>	<u>Approved Budget 2019-20</u>	<u>Year to Date w/Encumbrance 6/30/2020</u>	<u>Current Year Estimate 2019-20</u>	<u>Proposed Budget 2020-21</u>	<u>Supplemental Budget 2020-21</u>	<u>Total Proposed Budget 2020-21</u>	<u>Proposed \$ Increase(Decrease) From FY 2019-20 Approved Budget</u>	<u>Proposed % Increase(Decrease) From FY 2019-20 Approved Budget</u>
BEGINNING FUND BALANCE	\$ 2,514,264	\$ 2,636,718	\$ 3,574,263	\$ 3,574,263	\$ 3,574,263	\$ 2,930,237		\$ 2,930,237		
REVENUE:										
1 Wastewater Service Charges	\$ 6,344,332	\$ 7,216,377	\$ 7,435,900	\$ 5,380,498	\$ 7,173,997	\$ 8,289,000	\$ -	\$ 8,289,000	\$ 853,100	11.47%
2 Misc Wastewater Charges	207,711	219,186	200,000	118,875	158,500	200,000	-	200,000	-	0.00%
3 Interest and Other	7,291	-	-	8,333	8,333	-	-	-	-	0.00%
TOTAL REVENUE:	\$ 6,559,333	\$ 7,435,564	\$ 7,635,900	\$ 5,507,706	\$ 7,340,831	\$ 8,489,000	\$ -	\$ 8,489,000	\$ 853,100	11.17%
TRANSFERS IN:										
4 Transfer In	\$ -	\$ -	\$ -	\$ -	\$ -	\$ -	\$ -	\$ -	\$ -	0.00%
TOTAL TRANSFERS IN:	\$ -	\$ -	\$ -	\$ -	\$ -	\$ -	\$ -	\$ -	\$ -	0.00%
TOTAL REVENUE AND TRANSFERS IN:	\$ 6,559,333	\$ 7,435,564	\$ 7,635,900	\$ 5,507,706	\$ 7,340,831	\$ 8,489,000	\$ -	\$ 8,489,000	\$ 853,100	11.17%
EXPENDITURES:										
5 Administration	\$ 568,021	\$ 603,301	\$ 684,649	\$ 457,716	\$ 623,093	\$ 696,324	\$ (35,362)	\$ 660,962	\$ (23,687)	-3.46%
6 Engineering	73,137	97,396	133,583	89,007	121,489	141,329	(5,488)	135,842	2,259	1.69%
7 Utility Billing	426,341	431,285	495,820	331,982	434,623	500,363	(41,423)	458,940	(36,880)	-7.44%
8 Wastewater Operations	713,807	885,397	1,406,467	744,252	1,196,038	1,159,247	(227,098)	932,149	(474,318)	-33.72%
9 WW Treatment Plant Operations	1,412,077	1,513,626	1,891,458	1,051,761	1,809,679	1,878,434	260,710	2,139,144	247,686	13.09%
10 Non-Departmental	49,300	53,003	64,345	39,138	68,100	64,345	-	64,345	-	0.00%
11 Facility Maintenance	35,225	29,022	36,843	11,229	31,213	24,550	(3,400)	21,150	(15,693)	-42.59%
TOTAL EXPENDITURES:	\$ 3,277,907	\$ 3,613,030	\$ 4,713,164	\$ 2,725,084	\$ 4,284,234	\$ 4,464,592	\$ (52,061)	\$ 4,412,531	\$ (300,633)	-6.38%
TRANSFERS OUT:										
12 Transfers Out - General Fund	\$ -	\$ -	\$ 650,000	\$ 487,500	\$ 650,000	\$ 650,000	\$ -	\$ 650,000	\$ -	0.00%
13 Transfers Out - CIP	1,633,549	750,000	500,000	375,000	500,000	2,500,000	-	2,500,000	2,000,000	400.00%
14 Transfers Out - CIP WW Impact Fee	-	2,100,000	1,400,000	1,050,000	1,400,000	-	-	-	(1,400,000)	-100.00%
15 Transfers Out - Debt Service	911,295	37,026	1,127,017	845,263	1,127,017	39,796	1,656,869	1,696,664	569,648	50.54%
16 Transfer Out - OPEB Fund	15,750	15,750	15,750	11,813	15,750	15,750	-	15,750	-	0.00%
17 Transfers Out - 2015 GO Bond Fund	-	-	-	-	-	-	-	-	-	0.00%
18 Transfers Out - WWTP LID Grant	-	-	7,856	5,892	7,856	-	-	-	(7,856)	-100.00%
TOTAL TRANSFERS OUT:	\$ 2,560,594	\$ 2,902,776	\$ 3,700,622	\$ 2,775,467	\$ 3,700,622	\$ 3,205,546	\$ 1,656,869	\$ 4,862,414	\$ 1,161,792	31.39%
TOTAL EXPENDITURES & TRANSFERS OUT	\$ 5,838,501	\$ 6,515,806	\$ 8,413,787	\$ 5,500,551	\$ 7,984,857	\$ 7,670,137	\$ 1,604,808	\$ 9,274,946	\$ 861,159	10.24%
TOTAL REVENUE & TRANSFERS-IN IN EXCESS (DEFICIT) OVER EXPENDITURES	\$ 720,832	\$ 919,758	\$ (777,887)	\$ 7,155	\$ (644,026)	\$ 818,863	\$ (1,604,808)	\$ (785,946)		
ADJUSTMENT PER AUDIT FOR RESTRICTED FUNDS	\$ (598,378)	\$ 17,787								
ESTIMATED ENDING FUND BALANCE	\$ 2,636,718	\$ 3,574,263	\$ 2,796,377	\$ 3,581,419	\$ 2,930,237	\$ 3,749,100		\$ 2,144,291		

City of Kyle, Texas
FY 2020-2021 Proposed Budget: Line Item Detail
WASTEWATER FUND (3110)

	Actual 2017-18	Actual 2018-19	Approved Budget 2019-20	Year to Date w/Encumbrance 6/30/2020	Current Year Estimate 2019-20	Proposed Budget 2020-21	Supplemental Budget 2020-21	Department Proposed Budget 2020-21	Proposed \$ Increase(Decrease) From FY 2019-20 Approved Budget	Proposed % Increase(Decrease) From FY 2019-20 Approved Budget
REVENUE:										
Line No.	Wastewater Service Charges									
1	\$ 1,935,225	\$ 2,204,367	\$ 2,155,700	\$ 1,619,363	\$ 2,159,150	\$ 2,448,500	\$ -	\$ 2,448,500	\$ 292,800	13.58%
2	4,184,379	4,793,493	5,020,700	3,599,031	4,798,708	5,581,000	-	5,581,000	560,300	11.16%
3	122,502	114,544	150,000	109,979	146,639	150,000	-	150,000	-	0.00%
4	28,730	32,656	30,000	2,759	3,678	30,000	-	30,000	-	0.00%
5	65,297	65,283	70,000	45,964	61,286	70,000	-	70,000	-	0.00%
6	-	-	-	-	-	-	-	-	-	0.00%
7	6,870	4,950	8,000	2,761	3,682	8,000	-	8,000	-	0.00%
8	1,329	1,085	1,500	641	854	1,500	-	1,500	-	0.00%
9	-	-	-	-	-	-	-	-	-	0.00%
	<u>\$ 6,344,332</u>	<u>\$ 7,216,377</u>	<u>\$ 7,435,900</u>	<u>\$ 5,380,498</u>	<u>\$ 7,173,997</u>	<u>\$ 8,289,000</u>	<u>\$ -</u>	<u>\$ 8,289,000</u>	<u>\$ 853,100</u>	<u>11.47%</u>
	Misc Wastewater Charges									
10	\$ 155,923	\$ 163,949	\$ 150,000	\$ 80,137	\$ 106,850	\$ 150,000	\$ -	\$ 150,000	\$ -	0.00%
11	-	-	-	-	-	-	-	-	-	0.00%
12	51,788	55,237	50,000	38,738	51,651	50,000	-	50,000	-	0.00%
	<u>\$ 207,711</u>	<u>\$ 219,186</u>	<u>\$ 200,000</u>	<u>\$ 118,875</u>	<u>\$ 158,500</u>	<u>\$ 200,000</u>	<u>\$ -</u>	<u>\$ 200,000</u>	<u>\$ -</u>	<u>0.00%</u>
	Interest and Other									
13	\$ -	\$ -	\$ -	\$ -	\$ -	\$ -	\$ -	\$ -	\$ -	0.00%
14	7,291	-	-	-	-	-	-	-	-	0.00%
15	-	-	-	-	-	-	-	-	-	0.00%
16	-	-	-	-	-	-	-	-	-	0.00%
17	-	-	-	-	-	-	-	-	-	0.00%
18	-	-	-	8,333	8,333	-	-	-	-	0.00%
	<u>\$ 7,291</u>	<u>\$ -</u>	<u>\$ -</u>	<u>\$ 8,333</u>	<u>\$ 8,333</u>	<u>\$ -</u>	<u>\$ -</u>	<u>\$ -</u>	<u>\$ -</u>	<u>0.00%</u>
TOTAL REVENUE:	<u>\$ 6,559,333</u>	<u>\$ 7,435,564</u>	<u>\$ 7,635,900</u>	<u>\$ 5,507,706</u>	<u>\$ 7,340,831</u>	<u>\$ 8,489,000</u>	<u>\$ -</u>	<u>\$ 8,489,000</u>	<u>\$ 853,100</u>	<u>11.17%</u>
	Transfer Revenue									
19	\$ -	\$ -	\$ -	\$ -	\$ -	\$ -	\$ -	\$ -	\$ -	0.00%
20	-	-	-	-	-	-	-	-	-	0.00%
21	-	-	-	-	-	-	-	-	-	0.00%
22	-	-	-	-	-	-	-	-	-	0.00%
23	-	-	-	-	-	-	-	-	-	0.00%
	<u>\$ -</u>	<u>\$ -</u>	<u>\$ -</u>	<u>\$ -</u>	<u>\$ -</u>	<u>\$ -</u>	<u>\$ -</u>	<u>\$ -</u>	<u>\$ -</u>	<u>0.00%</u>
TOTAL REVENUE AND TRANSFER IN	<u>\$ 6,559,333</u>	<u>\$ 7,435,564</u>	<u>\$ 7,635,900</u>	<u>\$ 5,507,706</u>	<u>\$ 7,340,831</u>	<u>\$ 8,489,000</u>	<u>\$ -</u>	<u>\$ 8,489,000</u>	<u>\$ 853,100</u>	<u>11.17%</u>

	Actual 2017-18	Actual 2018-19	Approved Budget 2019-20	Year to Date w/Encumbrance 6/30/2020	Current Year Estimate 2019-20	Proposed Budget 2020-21	Supplemental Budget 2020-21	Department Proposed Budget 2020-21	Proposed \$ Increase(Decrease) From FY 2019-20 Approved Budget	Proposed % Increase(Decrease) From FY 2019-20 Approved Budget	
EXPENDITURES:											
Line No. ENGINEERING											
1	Regular Full Time Wages	\$ 54,637	\$ 71,445	\$ 90,277	\$ 66,677	\$ 91,243	\$ 97,885	\$ -	\$ 97,885	\$ 7,608	8.43%
2	Vacation Leave	1,756	339	-	-	-	-	-	-	-	0.00%
3	Sick Leave - Regular	753	222	-	-	-	-	-	-	-	0.00%
4	Cost of Living Adjustment	-	-	-	-	-	-	-	-	-	0.00%
5	Merit Increase	-	-	2,512	-	-	-	-	(2,512)	-100.00%	
6	Longevity Pay	243	416	589	589	589	791	-	202	34.30%	
7	Language Incentive	-	-	-	-	-	-	-	-	-	0.00%
8	FICA/Social Security	4,012	5,133	7,144	4,841	6,625	7,549	-	7,549	405	5.67%
9	Workers Compensation	-	-	-	-	-	-	-	-	-	0.00%
10	State Unemployment Taxes	-	(34)	10	163	223	10	-	10	-	0.00%
11	Retirement - TMRS	7,231	9,121	11,803	8,497	11,627	12,927	-	12,927	1,124	9.52%
12	Health Insurance	2,950	4,476	8,370	4,718	6,456	9,207	-	9,207	837	10.00%
13	Dental Insurance	200	283	508	280	383	508	-	508	-	0.00%
14	Life Insurance	40	50	62	38	53	97	-	97	35	56.45%
15	ST/LT Disability Insurance	404	490	700	464	634	740	-	740	40	5.71%
16	Vision Insurance	48	68	122	67	91	122	-	122	-	0.00%
17	AD&D	7	8	11	8	10	18	-	18	7	63.64%
1. Personnel		\$ 72,280	\$ 92,017	\$ 122,108	\$ 86,341	\$ 117,934	\$ 129,854	\$ -	\$ 129,854	\$ 7,746	6.34%
18	Travel - Training & Conferences	\$ 3	\$ -	\$ 250	\$ 408	\$ 545	\$ 250	\$ -	\$ 250	\$ -	0.00%
19	Memberships and Dues	-	-	125	-	-	125	-	125	-	0.00%
20	Subscription and Books	-	-	63	-	-	63	(63)	-	(63)	-100.00%
21	Lease Payments - Motor Vehicles	-	-	1,800	-	-	1,800	(1,800)	-	(1,800)	-100.00%
22	Engineering Services	-	-	-	-	-	-	-	-	-	0.00%
23	Outside Printing	-	-	-	-	-	-	-	-	-	0.00%
24	Delivery/Courier Service	-	-	38	-	-	38	(38)	-	(38)	-100.00%
25	Advertising	-	-	500	103	137	500	(500)	-	(500)	-100.00%
26	IT Software/System Fees	-	-	5,363	2,000	2,667	5,363	-	5,363	-	0.00%
2. Contractual Services		\$ 3	\$ 5,363	\$ 8,138	\$ 2,511	\$ 3,349	\$ 8,138	\$ (2,400)	\$ 5,738	\$ (2,400)	-29.49%
27	General Office Supplies	\$ -	\$ -	\$ 750	\$ 155	\$ 207	\$ 750	\$ (500)	\$ 250	\$ (500)	-66.67%
28	Postage	-	-	38	-	-	38	(38)	-	(38)	-100.00%
29	Training Supplies	-	-	-	-	-	-	-	-	-	0.00%
30	Food/Meals	-	17	50	-	-	50	(50)	-	(50)	-100.00%
31	Miscellaneous Supplies	-	-	-	-	-	-	-	-	-	0.00%
32	Office Furniture (<\$5K)	-	-	1,250	-	-	1,250	(1,250)	-	(1,250)	-100.00%
33	Computer Hardware	853	-	750	-	-	750	(750)	-	(750)	-100.00%
34	Fuel	-	-	500	-	-	500	(500)	-	(500)	-100.00%
3. Commodities		\$ 853	\$ 17	\$ 3,338	\$ 155	\$ 207	\$ 3,338	\$ (3,088)	\$ 250	\$ (3,088)	-92.51%
35	Computer Equipment	\$ -	\$ -	\$ -	\$ -	\$ -	\$ -	\$ -	\$ -	\$ -	0.00%
36	Computer Software	-	-	-	-	-	-	-	-	-	0.00%
37	Street/Drain/Sidewalk/Bridge	-	-	-	-	-	-	-	-	-	0.00%
38	Engineering Svc-Capital Outlay	-	-	-	-	-	-	-	-	-	0.00%
6. Non-CIP Capital Outlay		\$ -	\$ -	\$ -	\$ -	\$ -	\$ -	\$ -	\$ -	\$ -	0.00%
Total Engineering		\$ 73,137	\$ 97,396	\$ 133,583	\$ 89,007	\$ 121,489	\$ 141,329	\$ (5,488)	\$ 135,842	\$ 2,259	1.69%

		Actual 2017-18	Actual 2018-19	Approved Budget 2019-20	Year to Date w/Encumbrance 6/30/2020	Current Year Estimate 2019-20	Proposed Budget 2020-21	Supplemental Budget 2020-21	Department Proposed Budget 2020-21	Proposed \$ Increase(Decrease) From FY 2019-20 Approved Budget	Proposed % Increase(Decrease) From FY 2019-20 Approved Budget
EXPENDITURES:											
Line No. NON-DEPARTMENTAL											
1	Vacation Leave - Accrual	\$ -	\$ 6,336	\$ -	\$ -	\$ -	\$ -	\$ -	\$ -	\$ -	0.00%
2	Workers Compensation Insurance	12,215	15,899	13,116	11,870	16,244	13,116	-	13,116	-	0.00%
3	State Unemployment Taxes	3,395	2,999	500	-	500	500	-	500	-	0.00%
1. Personnel		\$ 15,610	\$ 22,535	\$ 13,616	\$ 11,870	\$ 16,744	\$ 13,616	\$ -	\$ 13,616	\$ -	0.00%
4	Tuition Reimbursement	\$ -	\$ 456	\$ 2,500	\$ -	\$ -	\$ 2,500	\$ -	\$ 2,500	\$ -	0.00%
5	Cell Phones/Pagers	13,326	8,896	10,000	9,434	12,579	10,000	-	10,000	-	0.00%
6	Wireless Data Services	-	-	-	-	-	-	-	-	-	0.00%
7	Audit Services	3,022	-	15,000	-	15,000	15,000	-	15,000	-	0.00%
8	Insurance & Bonds	17,342	21,117	23,229	17,833	23,778	23,229	-	23,229	-	0.00%
9	Services - Accounting/Financial	-	-	-	-	-	-	-	-	-	0.00%
2. Contractual Services		\$ 33,690	\$ 30,468	\$ 50,729	\$ 27,267	\$ 51,356	\$ 50,729	\$ -	\$ 50,729	\$ -	0.00%
Total Non-Departmental		\$ 49,300	\$ 53,003	\$ 64,345	\$ 39,138	\$ 68,100	\$ 64,345	\$ -	\$ 64,345	\$ -	0.00%

EXPENDITURES:											
Line No. PUBLIC WORKS BUILDING											
1	Annual Facility Lease	\$ -	\$ -	\$ -	\$ -	\$ -	\$ -	\$ -	\$ -	\$ -	0.00%
2	Light & Power	4,794	5,945	6,500	1,754	2,339	6,500	(500)	6,000	(500)	-7.69%
3	Natural Gas/Propane	1,606	1,903	2,750	1,553	2,070	2,750	(750)	2,000	(750)	-27.27%
4	Telephone System	13,931	8,792	10,000	3,025	10,000	4,000	-	4,000	(6,000)	-60.00%
5	Cell Phones/Pagers	-	-	-	-	-	-	-	-	-	0.00%
6	Internet Service	11,465	6,693	10,500	2,264	10,500	5,000	(2,500)	2,500	(8,000)	-76.19%
7	Water/Sewer/Trash	584	505	600	95	126	-	-	-	(600)	-100.00%
8	Roofing Repairs	-	-	50	-	50	50	(50)	-	(50)	-100.00%
9	Electrical Repairs	263	557	100	-	100	100	(100)	-	(100)	-100.00%
10	Heating/Cooling Repairs	61	193	1,500	-	1,500	1,500	-	1,500	-	0.00%
11	Plumbing Repairs	-	888	125	-	125	125	(125)	-	(125)	-100.00%
12	Carpentry/Painting	-	-	25	-	25	25	(25)	-	(25)	-100.00%
13	Concrete Masonary	-	-	-	-	-	-	-	-	-	0.00%
14	Grounds Maintenance/Repair	-	-	-	-	-	-	-	-	-	0.00%
15	Misc Facility Repairs/Maint	460	30	625	507	676	625	1,500	2,125	1,500	240.00%
16	Janitorial Service - Contract	-	-	-	-	-	-	-	-	-	0.00%
17	Other Contract Services	-	-	425	-	425	425	(425)	-	(425)	-100.00%
18	Trash Collection Service	-	-	-	-	-	-	-	-	-	0.00%
19	Landscaping/Groundskeeping	-	-	375	-	375	375	(375)	-	(375)	-100.00%
20	Services - Pest Control	-	-	193	-	193	-	-	-	(193)	-100.00%
21	Services - Security	1,272	1,772	1,675	1,431	1,907	1,675	-	1,675	-	0.00%
2. Contractual Services		\$ 34,436	\$ 27,278	\$ 35,443	\$ 10,627	\$ 30,411	\$ 23,150	\$ (3,350)	\$ 19,800	\$ (15,643)	-44.13%
22	Cleaning Supplies	\$ 331	\$ 250	\$ 250	\$ 201	\$ 268	\$ 250	\$ -	\$ 250	\$ -	0.00%
23	Cleaning - Paper Products	173	400	400	400	533	400	-	400	-	0.00%
24	Safety Signs and Barricades	-	-	25	-	-	25	(25)	-	(25)	-100.00%
25	Building Materials	-	-	-	-	-	-	-	-	-	0.00%
26	Electrical/Plumbing Supplies	285	391	300	-	-	300	-	300	-	0.00%
27	Machine Fabricated Parts	-	-	-	-	-	-	-	-	-	0.00%
28	Miscellaneous Hardware	-	703	400	-	-	400	-	400	-	0.00%
29	Medical Supplies	-	-	25	-	-	25	(25)	-	(25)	-100.00%
30	Pesticides	-	-	-	-	-	-	-	-	-	0.00%
31	Minor Tools/Instruments	-	-	-	-	-	-	-	-	-	0.00%
3. Commodities		\$ 789	\$ 1,744	\$ 1,400	\$ 601	\$ 802	\$ 1,400	\$ (50)	\$ 1,350	\$ (50)	-3.57%
Total Public Works Building		\$ 35,225	\$ 29,022	\$ 36,843	\$ 11,229	\$ 31,213	\$ 24,550	\$ (3,400)	\$ 21,150	\$ (15,693)	-42.59%

		Actual 2017-18	Actual 2018-19	Approved Budget 2019-20	Year to Date w/Encumbrance 6/30/2020	Current Year Estimate 2019-20	Proposed Budget 2020-21	Supplemental Budget 2020-21	Department Proposed Budget 2020-21	Proposed \$ Increase(Decrease) From FY 2019-20 Approved Budget	Proposed % Increase(Decrease) From FY 2019-20 Approved Budget
EXPENDITURES:											
Line ADMINISTRATION											
1	Regular Full Time Wages	\$ 373,907	\$ 409,479	\$ 414,473	\$ 307,303	\$ 420,519	\$ 444,746	\$ -	\$ 444,746	\$ 30,273	7.30%
2	Regular Part Time Wages	-	-	-	-	-	-	-	-	-	0.00%
3	Temporary/Seasonal Wages	-	-	-	-	-	-	-	-	-	0.00%
4	Overtime Wages	1,294	1,375	1,440	940	1,287	1,440	-	1,440	-	0.00%
5	TMRS Contribution Benefit (CM)	4,158	4,319	3,992	3,504	4,795	3,992	-	3,992	-	0.00%
6	Vacation Leave	12,596	1,927	-	-	-	-	-	-	-	0.00%
7	Sick Leave - Regular	16,281	1,355	-	-	-	-	-	-	-	0.00%
8	Cost of Living Adjustment	-	-	-	-	-	-	-	-	-	0.00%
9	Merit Increase	-	-	14,622	-	-	-	-	-	(14,622)	-100.00%
10	Longevity Pay	5,559	6,353	6,232	6,232	6,232	6,881	-	6,881	649	10.41%
11	Car Allowance	3,900	3,984	3,000	2,760	3,777	3,000	-	3,000	-	0.00%
12	Language Incentive	900	903	900	637	871	900	-	900	-	0.00%
13	Certification Incentive	3,177	3,877	3,894	2,755	3,771	3,894	-	3,894	-	0.00%
14	Cell Phone Allowance	300	306	300	212	291	300	-	300	-	0.00%
15	Wellness Benefit	-	-	-	300	410	-	-	-	-	0.00%
16	FICA/Social Security	29,043	29,541	34,009	22,472	30,752	35,256	-	35,256	1,247	3.67%
17	Workers Compensation	-	-	-	-	-	-	-	-	-	0.00%
18	State Unemployment Taxes	-	58	46	716	980	46	-	46	-	0.00%
19	Retirement - TMRS	53,353	54,804	56,192	41,275	56,482	60,373	-	60,373	4,181	7.44%
20	Deferred Compensation (CM)	1,250	1,255	1,250	2,135	2,921	1,250	-	1,250	-	0.00%
21	Health Insurance	33,601	37,751	37,795	28,992	39,673	41,575	-	41,575	3,780	10.00%
22	Dental Insurance	2,287	2,417	2,295	1,711	2,341	2,295	-	2,295	-	0.00%
23	Life Insurance	303	326	357	238	326	334	-	334	(23)	-6.44%
24	ST/LT Disability Insurance	2,421	2,412	3,323	1,791	2,451	3,446	-	3,446	123	3.70%
25	Vision Insurance	559	591	549	420	575	549	-	549	-	0.00%
26	AD&D	69	80	55	47	64	55	-	55	-	0.00%
1. Personnel		\$ 544,956	\$ 563,114	\$ 584,724	\$ 424,441	\$ 578,518	\$ 610,332	\$ -	\$ 610,332	\$ 25,608	4.38%
27	Uniform Rental	\$ -	\$ -	\$ -	\$ -	\$ -	\$ -	\$ -	\$ -	\$ -	0.00%
28	Travel - City Business	-	-	-	-	-	-	-	-	-	0.00%
29	Travel - Employee Recruitment	-	-	-	-	-	-	-	-	-	0.00%
30	Travel - Training & Conferences	612	1,058	2,500	56	56	2,500	(1,000)	1,500	(1,000)	-40.00%
31	Mileage - Reimbursement	-	-	-	-	-	-	-	-	-	0.00%
32	Travel - Tolls & Parking	-	-	-	-	-	-	-	-	-	0.00%
33	Memberships and Dues	-	-	500	70	70	500	(400)	100	(400)	-80.00%
34	Subscription and Books	-	-	25	-	-	25	(25)	-	(25)	-100.00%
35	Light & Power	-	-	-	-	-	-	-	-	-	0.00%
36	Natural Gas/Propane	-	-	-	-	-	-	-	-	-	0.00%
37	Telephone System	-	-	-	-	-	-	-	-	-	0.00%
38	Cell Phones/Pagers	-	-	500	75	99	500	(500)	-	(500)	-100.00%
39	Internet Service	-	-	-	-	-	-	-	-	-	0.00%
40	Wireless Data Services	-	-	-	-	-	-	-	-	-	0.00%
41	Water/Sewer/Trash	-	-	-	-	-	-	-	-	-	0.00%
42	Radio Service/Lease	-	-	612	-	-	612	(612)	-	(612)	-100.00%
43	Electrical Maintenance/Repairs	-	37	-	-	-	-	-	-	-	0.00%
44	Plumbing Repairs	140	34	250	-	250	250	(250)	-	(250)	-100.00%
45	Grounds Maintenance/Repair	-	-	-	-	-	-	-	-	-	0.00%
46	Misc Facility Repairs/Maint	903	100	-	-	-	-	-	-	-	0.00%
47	Janitorial Service - Contract	-	-	-	-	-	-	-	-	-	0.00%
48	Light Equipment Rental	-	-	-	-	-	-	-	-	-	0.00%
49	Lease Payments - Motor Vehicles	310	8,112	15,000	5,852	7,802	8,500	-	8,500	(6,500)	-43.33%
50	Motor Vehicle Repair/Maint	2,683	1,972	10,678	151	201	5,000	(2,500)	2,500	(8,178)	-76.59%
51	Repair/Maintenance - Minor	-	-	-	-	-	-	-	-	-	0.00%
52	Body Shop Repairs	-	-	-	-	-	-	-	-	-	0.00%
53	Other Equip Maint/Repair	-	-	-	-	-	-	-	-	-	0.00%
54	Office Equipment Maint/Repair	-	-	-	-	-	-	-	-	-	0.00%
55	Computer Equip Maint/Repair	-	-	-	-	-	-	-	-	-	0.00%
56	Communication Equip Repair	-	-	-	-	-	-	-	-	-	0.00%
57	Office Equipment Rental	2,140	1,751	7,200	1,900	2,533	7,200	(4,700)	2,500	(4,700)	-65.28%
58	Legal Services	-	-	-	111	148	-	-	-	-	0.00%
59	Engineering Services	-	-	-	-	-	-	-	-	-	0.00%
60	Medical Services/Drug Testing	-	-	-	-	-	-	-	-	-	0.00%
61	Other Professional Services	-	-	-	-	-	-	-	-	-	0.00%

	Actual 2017-18	Actual 2018-19	Approved Budget 2019-20	Year to Date w/Encumbrance 6/30/2020	Current Year Estimate 2019-20	Proposed Budget 2020-21	Supplemental Budget 2020-21	Department Proposed Budget 2020-21	Proposed \$ Increase(Decrease) From FY 2019-20 Approved Budget	Proposed % Increase(Decrease) From FY 2019-20 Approved Budget	
62	Credit Card Fees	-	-	-	-	-	-	-	-	0.00%	
63	Penalties & Interest	-	-	-	-	-	-	-	-	0.00%	
64	Insurance & Bonds	-	-	-	-	-	-	-	-	0.00%	
65	Bad Debt Collection Service	-	-	-	-	-	-	-	-	0.00%	
66	Outside Printing	1,347	91	2,500	142	189	2,500	(500)	2,000	(500)	-20.00%
67	Delivery/Courier Service	-	-	200	-	-	200	(200)	-	(200)	-100.00%
68	Advertising	125	-	500	175	233	500	(500)	-	(500)	-100.00%
69	Public Notices	-	402	-	-	-	-	-	-	-	0.00%
70	Utility Consulting Services	-	-	-	-	-	-	-	-	-	0.00%
71	Training Services	-	-	-	-	-	-	-	-	-	0.00%
72	Other Contract Services	-	-	-	-	-	-	-	-	-	0.00%
73	IT Software/System Fees	-	11,619	16,555	9,467	12,622	15,000	-	15,000	(1,555)	-9.39%
74	Trash Collection Service	-	-	-	-	-	-	-	-	-	0.00%
75	Landscaping/Groundskeeping	-	-	-	11	15	-	-	-	-	0.00%
76	Services - Grant Contracts	-	-	-	-	-	-	-	-	-	0.00%
77	COVID-19	-	-	-	1,954	2,605	-	-	-	-	0.00%
78	Reserve Expense for OPEB	-	-	-	-	-	-	-	-	-	0.00%
79	GBRA - WTP Debt Service	-	-	-	-	-	-	-	-	-	0.00%
80	GBRA - I-35 Pipeline Debt Serv	-	-	-	-	-	-	-	-	-	0.00%
2. Contractual Services		\$ 8,260	\$ 25,176	\$ 57,020	\$ 19,962	\$ 26,824	\$ 43,287	\$ (11,187)	\$ 32,100	\$ (24,920)	-43.70%
81	Uniforms (Buy)	\$ 2,451	\$ 3,373	\$ 3,330	\$ 1,109	\$ 1,479	\$ 3,330	\$ -	\$ 3,330	\$ -	0.00%
82	General Office Supplies	5,311	4,869	6,550	3,790	5,054	6,550	(1,550)	5,000	(1,550)	-23.66%
83	Cleaning Supplies	-	-	-	-	-	-	-	-	-	0.00%
84	Cleaning - Paper Products	-	-	-	-	-	-	-	-	-	0.00%
85	Postage	-	-	-	-	-	-	-	-	-	0.00%
86	Building Materials	649	-	700	639	852	700	(700)	-	(700)	-100.00%
87	Sand and Gravel	-	-	-	-	-	-	-	-	-	0.00%
88	Electrical/Plumbing Supplies	424	68	500	206	275	500	(250)	250	(250)	-50.00%
89	Miscellaneous Hardware	-	26	500	221	295	500	(250)	250	(250)	-50.00%
90	City Sponsored Event Supplies	99	105	375	54	72	375	(375)	-	(375)	-100.00%
91	Fire Prevention Supplies	120	116	8,000	994	1,326	8,000	(6,500)	1,500	(6,500)	-81.25%
92	Medical Supplies	172	164	400	158	211	400	(200)	200	(200)	-50.00%
93	Pesticides	-	-	-	-	-	-	-	-	-	0.00%
94	Minor Tools/Instruments	445	1,238	2,000	83	111	2,000	(1,000)	1,000	(1,000)	-50.00%
95	Training Supplies	-	-	-	-	-	-	-	-	-	0.00%
96	Miscellaneous Occasions Supplies	289	182	550	320	426	550	(550)	-	(550)	-100.00%
97	Food/Meals	-	220	100	31	42	100	(100)	-	(100)	-100.00%
98	Miscellaneous Supplies	518	75	1,200	644	859	1,000	-	1,000	(200)	-16.67%
99	Office Furniture (<\$5K)	687	232	1,200	-	-	1,200	(1,200)	-	(1,200)	-100.00%
100	Communication Equipment	136	12	-	-	-	-	-	-	-	0.00%
101	Computer Hardware	230	565	10,500	2,767	3,690	10,500	(10,500)	-	(10,500)	-100.00%
102	Computer Software	-	-	-	98	131	-	-	-	-	0.00%
103	Instruments/Apparatus	-	-	-	-	-	-	-	-	-	0.00%
104	General Electronic Equipment	-	-	-	-	-	-	-	-	-	0.00%
105	Other Office Equipment	-	-	-	-	-	-	-	-	-	0.00%
106	Street Maintenance Equipment	-	-	-	-	-	-	-	-	-	0.00%
107	Facility Maintenance Tools	144	69	1,000	62	83	1,000	(1,000)	-	(1,000)	-100.00%
108	Other Field Equipment	-	-	-	-	-	-	-	-	-	0.00%
109	Equipment - Radios	-	-	2,500	-	-	2,500	-	2,500	-	0.00%
110	Fuel	3,129	3,696	3,500	2,133	2,845	3,500	-	3,500	-	0.00%
3. Commodities		\$ 14,805	\$ 15,011	\$ 42,905	\$ 13,313	\$ 17,751	\$ 42,705	\$ (24,175)	\$ 18,530	\$ (24,375)	-56.81%

	Actual 2017-18	Actual 2018-19	Approved Budget 2019-20	Year to Date w/Encumbrance 6/30/2020	Current Year Estimate 2019-20	Proposed Budget 2020-21	Supplemental Budget 2020-21	Department Proposed Budget 2020-21	Proposed \$ Increase(Decrease) From FY 2019-20 Approved Budget	Proposed % Increase(Decrease) From FY 2019-20 Approved Budget
111 Office Furniture (>\$5K)	\$ -	\$ -	\$ -	\$ -	\$ -	\$ -	\$ -	\$ -	\$ -	0.00%
112 Communication Equipment	-	-	-	-	-	-	-	-	-	0.00%
113 Computer Equipment	-	-	-	-	-	-	-	-	-	0.00%
114 Instruments/Apparatus	-	-	-	-	-	-	-	-	-	0.00%
115 Machine Tools/Apparatus	-	-	-	-	-	-	-	-	-	0.00%
116 Light Equipment	-	-	-	-	-	-	-	-	-	0.00%
117 Motor Vehicles	-	-	-	-	-	-	-	-	-	0.00%
118 Heavy Equipment	-	-	-	-	-	-	-	-	-	0.00%
119 Other Equipment	-	-	-	-	-	-	-	-	-	0.00%
120 Building & Storage Facilities	-	-	-	-	-	-	-	-	-	0.00%
6. Non-CIP Capital Outlay	\$ -	\$ -	\$ -	\$ -	\$ -	\$ -	\$ -	\$ -	\$ -	0.00%
121 Interfund Transfers Out	\$ -	\$ -	\$ -	\$ -	\$ -	\$ -	\$ -	\$ -	\$ -	0.00%
122 Transfer Out - OPEB Fund	15,750	15,750	15,750	11,813	15,750	15,750	-	15,750	-	0.00%
7. Transfers	\$ 15,750	\$ 15,750	\$ 15,750	\$ 11,813	\$ 15,750	\$ 15,750	\$ -	\$ 15,750	\$ -	0.00%
Total Administration	\$ 583,771	\$ 619,051	\$ 700,399	\$ 469,528	\$ 638,843	\$ 712,074	\$ (35,362)	\$ 676,712	\$ (23,687)	-3.38%

		Actual 2017-18	Actual 2018-19	Approved Budget 2019-20	Year to Date w/Encumbrance 6/30/2020	Current Year Estimate 2019-20	Proposed Budget 2020-21	Supplemental Budget 2020-21	Department Proposed Budget 2020-21	Proposed \$ Increase(Decrease) From FY 2019-20 Approved Budget	Proposed % Increase(Decrease) From FY 2019-20 Approved Budget
EXPENDITURES:											
Line	UTILITY BILLING										
No.											
1	Regular Full Time Wages	\$ 167,893	\$ 138,728	\$ 152,261	\$ 110,800	\$ 151,621	\$ 157,803	\$ -	\$ 157,803	\$ 5,542	3.64%
2	Regular Part Time Wages	-	-	-	-	-	-	-	-	-	0.00%
3	Temporary/Seasonal Wages	-	-	-	-	-	-	-	-	-	0.00%
4	Overtime Wages	6,195	4,738	4,100	2,272	3,109	4,100	-	4,100	-	0.00%
5	Vacation Leave	6,589	644	-	-	-	-	-	-	-	0.00%
6	Sick Leave - Regular	5,540	1,444	-	-	-	-	-	-	-	0.00%
7	Cost of Living Adjustment	-	-	-	-	-	-	-	-	-	0.00%
8	Merit Increase	-	-	5,275	-	-	-	-	-	(5,275)	-100.00%
9	Longevity Pay	4,914	3,405	3,908	3,908	3,908	4,605	-	4,605	697	17.84%
10	Language Incentive	1,653	1,355	1,350	956	1,308	1,350	-	1,350	-	0.00%
11	Certification Incentive	-	-	-	-	-	-	-	-	-	0.00%
12	FICA/Social Security	13,229	11,115	12,767	8,717	11,928	12,841	-	12,841	74	0.58%
13	Workers Compensation	-	-	-	-	-	-	-	-	-	0.00%
14	State Unemployment Taxes	-	35	32	501	686	32	-	32	-	0.00%
15	Retirement - TMRS	24,306	18,929	21,095	14,895	20,383	21,989	-	21,989	894	4.24%
16	Health Insurance	25,802	22,703	26,040	19,569	26,779	28,644	-	28,644	2,604	10.00%
17	Dental Insurance	1,823	1,430	1,581	1,145	1,567	1,581	-	1,581	-	0.00%
18	Life Insurance	176	176	160	117	159	160	-	160	-	0.00%
19	ST/LT Disability Insurance	1,243	978	1,221	803	1,098	1,228	-	1,228	7	0.57%
20	Vision Insurance	432	337	378	282	386	378	-	378	-	0.00%
21	AD&D	35	26	29	23	31	29	-	29	-	0.00%
1. Personnel		\$ 259,830	\$ 206,043	\$ 230,197	\$ 163,987	\$ 222,964	\$ 234,740	\$ -	\$ 234,740	\$ 4,543	1.97%
22	Travel - Training & Conferences	\$ -	\$ -	\$ 2,000	\$ -	\$ -	\$ 2,000	\$ (1,000)	\$ 1,000	\$ (1,000)	-50.00%
23	Mileage - Reimbursement	-	-	200	-	-	200	(200)	-	(200)	-100.00%
24	Telephone System	-	-	-	-	-	-	-	-	-	0.00%
25	Cell Phones/Pagers	62	-	-	-	-	-	-	-	-	0.00%
26	Motor Vehicle Repair/Maint	1,438	2,338	2,500	-	2,500	2,500	(2,500)	-	(2,500)	-100.00%
27	Other Equip Maint/Repair	297	-	600	-	600	600	(600)	-	(600)	-100.00%
28	Office Equipment Rental	1,008	1,718	3,250	(589)	(589)	3,250	(1,250)	2,000	(1,250)	-38.46%
29	Rental - Storage	-	-	600	-	-	600	(600)	-	(600)	-100.00%
30	Legal Services	-	-	-	1,260	1,680	-	-	-	-	0.00%
31	Credit Card Fees	70,469	103,921	93,500	65,160	86,880	93,500	16,500	110,000	16,500	17.65%
32	Insurance & Bonds	200	200	200	200	267	200	-	200	-	0.00%
33	Bad Debt Collection Service	2,322	203	2,500	-	2,500	2,500	-	2,500	-	0.00%
34	Outside Printing	-	-	-	-	-	-	-	-	-	0.00%
35	Delivery/Courier Service	-	-	-	-	-	-	-	-	-	0.00%
36	Other Contract Services	-	-	-	-	-	-	-	-	-	0.00%
37	IT Software/System Fees	15,043	46,742	89,579	38,355	51,140	89,579	(44,579)	45,000	(44,579)	-49.76%
38	IT Online Services	15,986	15,332	469	469	625	469	(469)	(0)	(469)	-100.04%
39	Services - Utility Billing	25,231	20,905	30,000	30,012	30,012	30,000	-	30,000	-	0.00%
40	Services - Meter Testing	130	-	-	-	-	-	-	-	-	0.00%
41	COVID-19	-	-	-	1,991	2,655	-	-	-	-	0.00%
2. Contractual Services		\$ 132,188	\$ 191,360	\$ 225,398	\$ 136,858	\$ 178,270	\$ 225,398	\$ (34,698)	\$ 190,700	\$ (34,698)	-15.39%
42	Uniforms (Buy)	\$ 938	\$ 449	\$ 1,575	\$ 42	\$ 1,575	\$ 1,575	\$ (575)	\$ 1,000	\$ (575)	-36.51%
43	General Office Supplies	2,048	2,019	3,400	1,098	1,464	3,400	(900)	2,500	(900)	-26.47%
44	Postage	26,310	29,392	30,000	29,682	29,682	30,000	-	30,000	-	0.00%
45	City Sponsored Event Supplies	22	-	-	-	-	-	-	-	-	0.00%
46	Medical Supplies	-	-	250	-	250	250	(250)	-	(250)	-100.00%
47	Pesticides	-	-	-	-	-	-	-	-	-	0.00%
48	Minor Tools/Instruments	-	-	-	-	-	-	-	-	-	0.00%

	Actual 2017-18	Actual 2018-19	Approved Budget 2019-20	Year to Date w/Encumbrance 6/30/2020	Current Year Estimate 2019-20	Proposed Budget 2020-21	Supplemental Budget 2020-21	Department Proposed Budget 2020-21	Proposed \$ Increase(Decrease) From FY 2019-20 Approved Budget	Proposed % Increase(Decrease) From FY 2019-20 Approved Budget
49 Miscellaneous Supplies	206	-	250	-	-	250	(250)	-	(250)	-100.00%
50 Office Furniture (<\$5K)	68	200	1,750	65	87	1,750	(1,750)	-	(1,750)	-100.00%
51 Communication Equipment	-	-	-	-	-	-	-	-	-	0.00%
52 Computer Hardware	1,098	1,822	3,000	249	332	3,000	(3,000)	-	(3,000)	-100.00%
53 Other Office Equipment	-	-	-	-	-	-	-	-	-	0.00%
54 Other Field Equipment	-	-	-	-	-	-	-	-	-	0.00%
55 Fuel	3,633	-	-	-	-	-	-	-	-	0.00%
3. Commodities	\$ 34,323	\$ 33,883	\$ 40,225	\$ 31,137	\$ 33,390	\$ 40,225	\$ (6,725)	\$ 33,500	\$ (6,725)	-16.72%
56 Motor Vehicles	\$ -	\$ -	\$ -	\$ -	\$ -	\$ -	\$ -	\$ -	\$ -	0.00%
6. Non-CIP Capital Outlay	\$ -	\$ -	\$ -	\$ -	\$ -	\$ -	\$ -	\$ -	\$ -	0.00%
Total Utility Billing	\$ 426,341	\$ 431,285	\$ 495,820	\$ 331,982	\$ 434,623	\$ 500,363	\$ (41,423)	\$ 458,940	\$ (36,880)	-7.44%

	Actual 2017-18	Actual 2018-19	Approved Budget 2019-20	Year to Date w/Encumbrance 6/30/2020	Current Year Estimate 2019-20	Proposed Budget 2020-21	Supplemental Budget 2020-21	Department Proposed Budget 2020-21	Proposed \$ Increase(Decrease) From FY 2019-20 Approved Budget	Proposed % Increase(Decrease) From FY 2019-20 Approved Budget
EXPENDITURES:										
Line No. WASTEWATER OPERATIONS										
1	\$ 284,156	\$ 311,784	\$ 368,070	\$ 226,354	\$ 309,747	\$ 384,070	\$ -	\$ 384,070	\$ 16,000	4.35%
2	-	-	-	-	-	-	-	-	-	0.00%
3	-	-	-	-	-	-	-	-	-	0.00%
4	25,784	30,736	15,500	11,508	17,262	15,500	-	15,500	-	0.00%
5	11,750	442	-	-	-	-	-	-	-	0.00%
6	15,770	2,707	-	-	-	-	-	-	-	0.00%
7	-	-	-	-	-	-	-	-	-	0.00%
8	-	-	12,750	-	-	-	-	-	(12,750)	-100.00%
9	7,908	11,430	10,992	10,992	10,992	12,234	-	12,234	1,242	11.30%
10	8,275	5,933	5,200	3,680	5,520	5,200	-	5,200	-	0.00%
11	25,318	26,349	31,557	18,424	27,636	31,901	-	31,901	344	1.09%
12	-	-	-	-	-	-	-	-	-	0.00%
13	-	405	80	994	1,490	80	-	80	-	0.00%
14	44,589	45,718	52,142	31,894	47,841	54,628	-	54,628	2,486	4.77%
15	51,098	54,220	66,216	39,919	59,878	72,838	-	72,838	6,622	10.00%
16	3,480	3,455	4,020	2,361	3,541	4,020	-	4,020	-	0.00%
17	345	342	406	242	362	406	-	406	-	0.00%
18	2,105	2,155	2,978	1,623	2,434	3,011	-	3,011	33	1.11%
19	839	872	961	555	833	961	-	961	-	0.00%
20	65	64	75	48	72	75	-	75	-	0.00%
1. Personnel	\$ 481,482	\$ 496,613	\$ 570,947	\$ 348,593	\$ 487,610	\$ 584,924	\$ -	\$ 584,924	\$ 13,977	2.45%
21	\$ -	\$ -	\$ -	\$ -	\$ -	\$ -	\$ -	\$ -	\$ -	0.00%
22	-	-	-	-	-	-	-	-	-	0.00%
23	-	-	-	-	-	-	-	-	-	0.00%
24	4,960	5,194	8,500	222	296	8,500	(3,500)	5,000	(3,500)	-41.18%
25	-	-	-	-	-	-	-	-	-	0.00%
26	-	70	1,000	35	35	1,000	(900)	100	(900)	-90.00%
27	-	-	-	-	-	-	-	-	-	0.00%
28	27,608	30,686	35,000	13,782	35,000	35,000	-	35,000	-	0.00%
29	484	340	800	295	394	800	(300)	500	(300)	-37.50%
30	1,025	311	4,000	1,931	2,575	4,000	(1,000)	3,000	(1,000)	-25.00%
31	-	-	-	-	-	-	-	-	-	0.00%
32	-	-	-	1,375	1,834	-	1,500	1,500	1,500	0.00%
33	-	-	1,020	2,281	3,041	1,020	1,980	3,000	1,980	194.12%
34	4,822	4,839	8,000	1,236	8,000	8,000	(3,000)	5,000	(3,000)	-37.50%
35	27,335	64,819	200,000	60,521	200,000	200,000	(125,000)	75,000	(125,000)	-62.50%
36	-	-	5,000	-	5,000	5,000	(5,000)	-	(5,000)	-100.00%
37	-	-	-	-	-	-	-	-	-	0.00%
38	-	-	-	-	-	-	-	-	-	0.00%
39	-	-	-	-	-	-	-	-	-	0.00%
40	-	-	-	-	-	-	-	-	-	0.00%
41	821	-	2,000	-	-	2,000	(2,000)	-	(2,000)	-100.00%
42	2,175	11,765	69,280	8,790	11,720	69,280	(44,280)	25,000	(44,280)	-63.91%
43	8,920	3,699	15,000	4,065	5,420	10,000	-	10,000	(5,000)	-33.33%
44	-	-	-	-	-	-	-	-	-	0.00%
45	12,537	24,053	15,000	19,264	25,686	15,000	5,000	20,000	5,000	33.33%
46	-	-	-	-	-	-	-	-	-	0.00%
47	-	-	-	-	-	-	-	-	-	0.00%
48	26,996	62,825	66,088	13,735	18,313	66,088	3,912	70,000	3,912	5.92%
49	-	-	-	-	-	-	-	-	-	0.00%
50	4,751	3,195	5,000	2,671	3,562	5,000	(1,000)	4,000	(1,000)	-20.00%
51	-	-	-	-	-	-	-	-	-	0.00%
52	198	182	300	149	198	300	(100)	200	(100)	-33.33%
53	12,354	7,257	20,000	1,905	2,540	20,000	(10,000)	10,000	(10,000)	-50.00%
54	-	-	-	-	-	-	-	-	-	0.00%
55	-	-	-	-	-	-	-	-	-	0.00%
56	-	-	5,000	-	-	5,000	(5,000)	-	(5,000)	-100.00%
57	-	-	-	-	-	-	-	-	-	0.00%
58	-	-	-	-	-	-	-	-	-	0.00%
59	-	-	-	-	-	-	-	-	-	0.00%
60	44	-	-	-	-	-	-	-	-	0.00%
61	-	-	-	-	-	-	-	-	-	0.00%

	Actual 2017-18	Actual 2018-19	Approved Budget 2019-20	Year to Date w/Encumbrance 6/30/2020	Current Year Estimate 2019-20	Proposed Budget 2020-21	Supplemental Budget 2020-21	Department Proposed Budget 2020-21	Proposed \$ Increase(Decrease) From FY 2019-20 Approved Budget	Proposed % Increase(Decrease) From FY 2019-20 Approved Budget
62 Advertising	-	-	-	-	-	-	-	-	-	0.00%
63 Training Services	-	-	-	-	-	-	-	-	-	0.00%
64 Testing/Certification	-	-	-	-	-	-	-	-	-	0.00%
65 Other Contract Services	-	-	-	-	-	-	-	-	-	0.00%
66 Trash Collection Service	-	-	-	-	-	-	-	-	-	0.00%
67 Landscaping/Groundskeeping	-	-	-	122	163	-	-	-	-	0.00%
68 Sewer System Repairs	-	-	-	-	-	-	-	-	-	0.00%
69 TCEQ Sewer Permit	-	-	-	-	-	-	-	-	-	0.00%
70 TCEQ Fine	-	-	-	-	-	-	-	-	-	0.00%
71 Aqua Tex O&M Mgmt	-	-	-	-	-	-	-	-	-	0.00%
72 Aqua Tex - WWTP Debt	-	-	-	-	-	-	-	-	-	0.00%
73 Services - P&E Study WW Plant	-	-	-	-	-	-	-	-	-	0.00%
74 Services - PCCD	-	-	-	-	-	-	-	-	-	0.00%
75 Emergency - Flood/Storm	-	-	-	-	-	-	-	-	-	0.00%
76 COVID-19	-	-	-	750	1,000	-	-	-	-	0.00%
2. Contractual Services	\$ 135,029	\$ 219,236	\$ 460,988	\$ 133,129	\$ 324,774	\$ 455,988	\$ (188,688)	\$ 267,300	\$ (193,688)	-42.02%
77 Uniforms (Buy)	\$ 9,824	\$ 10,244	\$ 22,500	\$ 7,420	\$ 22,500	\$ 22,500	\$ (7,500)	\$ 15,000	\$ (7,500)	-33.33%
78 General Office Supplies	11	314	-	35	46	-	-	-	-	0.00%
79 Cleaning Supplies	1,001	430	1,000	60	80	1,000	-	1,000	-	0.00%
80 Cleaning - Paper Products	-	-	-	-	-	-	-	-	-	0.00%
81 Postage	206	151	400	-	400	400	(400)	-	(400)	-100.00%
82 Street Repair Materials	-	-	-	-	-	-	-	-	-	0.00%
83 Safety Signs and Barricades	-	-	-	-	-	-	-	-	-	0.00%
84 Building Materials	2,545	1,290	2,000	437	582	2,000	(500)	1,500	(500)	-25.00%
85 Clamps	-	-	-	-	-	-	-	-	-	0.00%
86 Sand and Gravel	7,560	8,512	14,000	8,051	10,734	14,000	(4,000)	10,000	(4,000)	-28.57%
87 Wastewater Lines	-	-	-	-	-	-	-	-	-	0.00%
88 Electrical/Plumbing Supplies	979	2,388	4,725	2,752	3,669	4,725	(2,225)	2,500	(2,225)	-47.09%
89 Machine Fabricated Parts	-	1,336	-	-	-	-	-	-	-	0.00%
90 Miscellaneous Hardware	-	-	-	-	-	-	-	-	-	0.00%
91 City Sponsored Event Supplies	-	76	350	-	-	350	(350)	-	(350)	-100.00%
92 Fire Prevention Supplies	239	280	375	20	26	375	-	375	-	0.00%
93 Laboratory Supplies	-	-	-	-	-	-	-	-	-	0.00%
94 Medical Supplies	271	329	675	190	254	675	(325)	350	(325)	-48.15%
95 Chemicals	6,290	13,988	30,000	15,935	21,246	30,000	(5,000)	25,000	(5,000)	-16.67%
96 Pesticides	-	-	-	-	-	-	-	-	-	0.00%
97 Botanical/Landscape	713	1,301	2,000	280	373	2,000	(500)	1,500	(500)	-25.00%
98 Minor Tools/Instruments	3,955	4,997	8,500	924	1,232	8,500	(3,500)	5,000	(3,500)	-41.18%
99 Miscellaneous Occasions Supplies	107	-	170	128	171	170	(170)	-	(170)	-100.00%
100 Food/Meals	-	110	70	-	70	70	(70)	-	(70)	-100.00%
101 Miscellaneous Supplies	129	43	1,000	58	77	1,000	(500)	500	(500)	-50.00%
102 Communication Equipment	160	392	270	-	270	270	(270)	-	(270)	-100.00%
103 Computer Hardware	-	-	-	-	-	-	-	-	-	0.00%
104 Computer Software	-	-	-	-	-	-	-	-	-	0.00%
105 Instruments/Apparatus	-	-	-	-	-	-	-	-	-	0.00%
106 General Electronic Equipment	-	-	-	-	-	-	-	-	-	0.00%
107 Street Maintenance Equipment	-	-	-	-	-	-	-	-	-	0.00%
108 Sewer Manholes	-	3,159	5,000	-	5,000	5,000	(5,000)	-	(5,000)	-100.00%
109 Facility Maintenance Tools	-	-	-	-	-	-	-	-	-	0.00%
110 Other Field Equipment	970	1,725	2,500	215	2,500	2,500	-	2,500	-	0.00%
111 Equipment - Radio	-	-	10,800	-	10,800	10,800	(8,100)	2,700	(8,100)	-75.00%
112 Fuel	15,233	15,181	12,000	7,310	12,000	12,000	-	12,000	-	0.00%
3. Commodities	\$ 50,193	\$ 66,245	\$ 118,335	\$ 43,813	\$ 92,031	\$ 118,335	\$ (38,410)	\$ 79,925	\$ (38,410)	-32.46%
113 Office Furniture (>\$5K)	\$ -	\$ -	\$ -	\$ -	\$ -	\$ -	\$ -	\$ -	\$ -	0.00%
114 Communication Equipment	-	20,661	6,197	6,804	9,072	-	-	-	(6,197)	-100.00%
115 Machine Tools/Apparatus	-	-	-	-	-	-	-	-	-	0.00%
116 Light Equipment	-	-	-	-	-	-	-	-	-	0.00%
117 Motor Vehicles	-	-	-	-	-	-	-	-	-	0.00%
118 Heavy Equipment	47,103	82,643	250,000	211,913	282,550	-	-	-	(250,000)	-100.00%
119 Other Equipment	-	-	-	-	-	-	-	-	-	0.00%
120 Water/Sewer Mains or Lines	-	-	-	-	-	-	-	-	-	0.00%
121 Sewer Manholes	-	-	-	-	-	-	-	-	-	0.00%
6. Non-CIP Capital Outlay	\$ 47,103	\$ 103,303	\$ 256,197	\$ 218,717	\$ 291,623	\$ -	\$ -	\$ -	\$ (256,197)	-100.00%

	Actual 2017-18	Actual 2018-19	Approved Budget 2019-20	Year to Date w/Encumbrance 6/30/2020	Current Year Estimate 2019-20	Proposed Budget 2020-21	Supplemental Budget 2020-21	Department Proposed Budget 2020-21	Proposed \$ Increase(Decrease) From FY 2019-20 Approved Budget	Proposed % Increase(Decrease) From FY 2019-20 Approved Budget
122 Interfund Transfers Out	\$ -	\$ -	\$ -	\$ -	\$ -	\$ -	\$ -	\$ -	\$ -	0.00%
123 Transfer Out - General Fund	-	-	650,000	487,500	650,000	650,000	-	650,000	-	0.00%
124 Transfer Out - CIP	715,250	750,000	500,000	375,000	500,000	2,500,000	-	2,500,000	2,000,000	400.00%
125 Transfer Out - Comm Develop	-	-	-	-	-	-	-	-	-	0.00%
126 Transfer Out - Debt Service	911,295	36,626	36,617	27,463	36,617	39,796	-	39,796	3,179	8.68%
127 Transfer Out - Computer/Equipment Replacement	-	-	-	-	-	-	-	-	-	0.00%
128 Transfer Out - Fleet Replacement	-	-	-	-	-	-	-	-	-	0.00%
129 Transfer Out - Facility Maintenance	-	-	-	-	-	-	-	-	-	0.00%
130 Transfer Out - 2015 GO Bond Fund	-	-	-	-	-	-	-	-	-	0.00%
131 Transfer Out - WW Impact	-	2,100,000	1,400,000	1,050,000	1,400,000	-	-	-	(1,400,000)	-100.00%
132 Transfer Out - WWTP LID Grant	-	-	7,856	5,892	7,856	-	-	-	(7,856)	-100.00%
7. Transfers	\$ 1,626,545	\$ 2,886,626	\$ 2,594,472	\$ 1,945,854	\$ 2,594,472	\$ 3,189,796	\$ -	\$ 3,189,796	\$ 595,323	22.95%
Total Wastewater Operations	\$ 2,340,352	\$ 3,772,023	\$ 4,000,940	\$ 2,690,106	\$ 3,790,511	\$ 4,349,043	\$ (227,098)	\$ 4,121,945	\$ 121,005	3.02%

		Actual	Actual	Approved	Year to Date	Current Year	Proposed	Supplemental	Department	Proposed \$	Proposed %
		2017-18	2018-19	Budget	w/Encumbrance	Estimate	Budget	Budget	Proposed	Increase(Decrease)	Increase(Decrease)
				2019-20	6/30/2020	2019-20	2020-21	2020-21	Budget	From FY 2019-20	From FY 2019-20
										Approved Budget	Approved Budget
EXPENDITURES:											
Line	WW Treatment Plant Operations										
No.											
1	Regular Full Time Wages	\$ 132,908	\$ 144,696	\$ 138,054	\$ 104,452	\$ 142,934	\$ 144,425	\$ 49,920	\$ 194,345	\$ 56,291	40.77%
2	Regular Part Time Wages	-	-	-	-	-	-	-	-	-	0.00%
3	Temporary/Seasonal Wages	-	-	-	-	-	-	-	-	-	0.00%
4	Overtime Wages	35,460	34,167	20,000	21,061	28,821	20,000	-	20,000	-	0.00%
5	Vacation Leave	3,317	184	-	-	-	-	-	-	-	0.00%
6	Sick Leave - Regular	1,152	111	-	-	-	-	-	-	-	0.00%
7	Cost of Living Adjustment	-	-	-	-	-	-	-	-	-	0.00%
8	Merit Increase	-	-	4,782	-	-	-	-	-	(4,782)	-100.00%
9	Longevity Pay	-	660	1,200	795	795	1,365	-	1,365	165	13.75%
10	Certification Incentive	5,513	3,825	3,900	650	889	1,300	-	1,300	(2,600)	-66.67%
11	FICA/Social Security	13,288	13,843	12,847	9,399	12,862	12,782	3,819	16,601	3,754	29.22%
12	Workers Compensation	-	-	-	-	-	-	-	-	-	0.00%
13	State Unemployment Taxes	-	30	27	438	599	27	9	36	9	33.33%
14	Retirement - TMRS	22,498	23,132	21,227	16,036	21,943	21,889	6,540	28,429	7,202	33.93%
15	Health Insurance	17,890	21,053	22,320	16,715	22,873	24,552	8,184	32,736	10,416	46.67%
16	Dental Insurance	1,174	1,351	1,355	1,041	1,425	1,355	452	1,807	452	33.36%
17	Life Insurance	95	136	137	101	138	137	46	183	46	33.58%
18	ST/LT Disability Insurance	907	916	1,110	711	973	1,103	374	1,477	367	33.06%
19	Vision Insurance	277	323	324	253	346	324	108	432	108	33.33%
20	AD&D	11	25	25	20	27	25	8	33	8	32.00%
	1. Personnel	\$ 234,490	\$ 244,454	\$ 227,308	\$ 171,671	\$ 234,626	\$ 229,284	\$ 69,460	\$ 298,744	\$ 71,436	31.43%
21	Uniform Rental	\$ -	\$ -	\$ -	\$ -	\$ -	\$ -	\$ -	\$ -	\$ -	0.00%
22	Travel - City Business	-	-	-	-	-	-	-	-	-	0.00%
23	Travel - Employee Recruitment	-	-	-	-	-	-	-	-	-	0.00%
24	Travel - Training & Conferences	3,362	2,140	2,800	1,470	1,960	2,800	-	2,800	-	0.00%
25	Mileage - Reimbursement	-	-	-	-	-	-	-	-	-	0.00%
26	Memberships and Dues	503	70	200	210	210	200	-	200	-	0.00%
27	Subscription and Books	-	-	300	-	-	300	-	300	-	0.00%
28	Light & Power	254,700	321,664	297,350	106,697	297,350	297,350	102,650	400,000	102,650	34.52%
29	Natural Gas/Propane	-	-	-	-	-	-	-	-	-	0.00%
30	Telephone System	786	-	3,500	-	-	3,500	(3,500)	-	(3,500)	-100.00%
31	Cell Phones/Pagers	-	-	-	-	-	-	-	-	-	0.00%
32	Internet Service	-	2,230	-	3,884	5,179	5,000	-	5,000	5,000	0.00%
33	Water/Sewer/Trash	-	44	1,500	282	376	1,500	(1,000)	500	(1,000)	-66.67%
34	Electrical Repairs	257	4,942	5,000	5,110	6,814	5,000	-	5,000	-	0.00%
35	Wastewater System Maintenance	220,006	190,542	300,000	150,203	300,000	300,000	(50,000)	250,000	(50,000)	-16.67%
36	Tap Install/Expense	-	-	-	-	-	-	-	-	-	0.00%
37	Misc Facility Repairs/Maint	3,138	773	5,000	693	5,000	5,000	(3,500)	1,500	(3,500)	-70.00%
38	Janitorial Service - Contract	-	-	-	-	-	-	-	-	-	0.00%
39	Light Equipment Rental	943	264	1,500	1,565	2,087	1,500	-	1,500	-	0.00%
40	Motor Vehicle Rental	-	-	-	-	-	-	-	-	-	0.00%
41	Trucks/Heavy Equip Rental	18	-	-	-	-	-	-	-	-	0.00%
42	Motor Vehicle Repair/Maint	1,794	999	1,500	75	100	1,500	-	1,500	-	0.00%
43	Repair/Maintenance - Minor	936	465	1,500	721	962	1,500	(500)	1,000	(500)	-33.33%
44	Truck/Heavy Equipment Repair	-	2,370	-	-	-	-	-	-	-	0.00%
45	Body Shop Repairs	-	-	-	-	-	-	-	-	-	0.00%
46	Machine Tools Maint/Repair	306	-	600	70	93	600	(600)	-	(600)	-100.00%
47	Pump Maint Repair	40,112	56,989	72,000	32,626	72,000	72,000	(12,000)	60,000	(12,000)	-16.67%
48	Electric Motor Repair	8,125	13,280	40,000	16,859	40,000	40,000	(15,000)	25,000	(15,000)	-37.50%
49	Other Equip Maint/Repair	-	-	-	-	-	-	-	-	-	0.00%
50	Office Equipment Rental	-	-	-	-	-	-	-	-	-	0.00%
51	Rental - Storage	-	-	-	-	-	-	-	-	-	0.00%
52	Legal Services	980	1,243	25,000	10,995	25,000	25,000	(20,000)	5,000	(20,000)	-80.00%
53	Engineering Services	-	-	25,000	-	25,000	25,000	175,000	200,000	175,000	700.00%
54	Medical Services/Drug Testing	-	-	-	-	-	-	-	-	-	0.00%
55	Other Professional Services	572	-	2,500	-	-	2,500	(2,500)	-	(2,500)	-100.00%
56	Credit Card Fees	-	-	-	-	-	-	-	-	-	0.00%
57	Penalties & Interest	-	-	-	-	-	-	-	-	-	0.00%
58	Insurance & Bonds	-	-	-	-	-	-	-	-	-	0.00%
59	Outside Printing	87	-	500	95	127	500	(400)	100	(400)	-80.00%
60	Delivery/Courier Service	-	-	-	-	-	-	-	-	-	0.00%
61	Advertising	-	-	-	-	-	-	-	-	-	0.00%

	Actual 2017-18	Actual 2018-19	Approved Budget 2019-20	Year to Date w/Encumbrance 6/30/2020	Current Year Estimate 2019-20	Proposed Budget 2020-21	Supplemental Budget 2020-21	Department Proposed Budget 2020-21	Proposed \$ Increase(Decrease) From FY 2019-20 Approved Budget	Proposed % Increase(Decrease) From FY 2019-20 Approved Budget
62 Training Services	-	-	-	-	-	-	-	-	-	0.00%
63 Testing/Certification	39,127	40,567	45,000	29,680	39,574	45,000	-	45,000	-	0.00%
64 Other Contract Services	-	-	-	-	-	-	-	-	-	0.00%
65 Trash Collection Service	-	-	-	-	-	-	-	-	-	0.00%
66 Landscaping/Groundskeeping	-	-	-	-	-	-	-	-	-	0.00%
67 Sewer System SCADA	-	-	-	-	-	-	-	-	-	0.00%
68 TCEQ Sewer Permit	20,028	30,232	35,000	22,728	30,304	35,000	-	35,000	-	0.00%
69 TCEQ Fine	-	-	-	-	-	-	-	-	-	0.00%
70 Services - P&E Study WW Plant	-	-	-	-	-	-	-	-	-	0.00%
71 COVID-19	-	-	-	277	369	-	-	-	-	0.00%
72 Services - Sludge Hauling	283,421	285,638	421,000	295,000	421,000	421,000	-	421,000	-	0.00%
2. Contractual Services	\$ 879,199	\$ 954,453	\$ 1,286,750	\$ 679,241	\$ 1,273,503	\$ 1,291,750	\$ 168,650	\$ 1,460,400	\$ 173,650	13.50%
73 Uniforms (Buy)	\$ 3,557	\$ 4,599	\$ 3,000	\$ 3,365	\$ 3,365	\$ 3,000	-	\$ 3,000	\$ -	0.00%
74 General Office Supplies	355	885	1,900	468	624	1,900	(400)	1,500	(400)	-21.05%
75 Cleaning Supplies	163	415	500	76	101	500	-	500	-	0.00%
76 Cleaning - Paper Products	175	72	500	212	283	500	-	500	-	0.00%
77 Postage	-	-	-	-	-	-	-	-	-	0.00%
78 Street Repair Materials	-	-	-	-	-	-	-	-	-	0.00%
79 Safety Signs and Barricades	400	-	1,000	46	62	1,000	(500)	500	(500)	-50.00%
80 Building Materials	-	-	-	-	-	-	-	-	-	0.00%
81 Clamps	511	-	1,000	-	-	1,000	(1,000)	-	(1,000)	-100.00%
82 Sand and Gravel	-	-	-	-	-	-	-	-	-	0.00%
83 Wastewater Lines	-	-	-	-	-	-	-	-	-	0.00%
84 Electrical/Plumbing Supplies	2,103	2,966	2,000	1,908	2,543	2,000	-	2,000	-	0.00%
85 Machine Fabricated Parts	-	-	-	-	-	-	-	-	-	0.00%
86 Miscellaneous Hardware	-	-	-	-	-	-	-	-	-	0.00%
87 City Sponsored Event Supplies	45	114	150	-	-	150	(150)	-	(150)	-100.00%
88 Fire Prevention Supplies	239	231	750	78	104	750	(250)	500	(250)	-33.33%
89 Laboratory Supplies	5,755	6,701	15,900	10,394	13,859	15,900	(900)	15,000	(900)	-5.66%
90 Medical Supplies	271	329	150	245	327	150	(150)	-	(150)	-100.00%
91 Chemicals	273,404	283,128	300,000	172,259	229,679	300,000	-	300,000	-	0.00%
92 Pesticides	-	-	-	-	-	-	-	-	-	0.00%
93 Botanical/Landscape	385	-	11,000	-	11,000	11,000	(11,000)	-	(11,000)	-100.00%
94 Minor Tools/Instruments	3,161	4,301	6,000	6,344	8,459	6,000	-	6,000	-	0.00%
95 Miscellaneous Occasions Supplies	111	-	150	117	155	150	(150)	-	(150)	-100.00%
96 Food/Meals	-	128	100	160	213	100	(100)	-	(100)	-100.00%
97 Miscellaneous Supplies	225	14	300	-	-	300	-	300	-	0.00%
98 Communication Equipment	298	-	2,500	-	-	2,500	(2,500)	-	(2,500)	-100.00%
99 Computer Hardware	-	-	-	1,790	2,387	-	3,200	3,200	3,200	0.00%
100 Computer Software	-	-	-	-	-	-	-	-	-	0.00%
101 Instruments/Apparatus	-	-	-	-	-	-	-	-	-	0.00%
102 General Electronic Equipment	-	-	3,000	654	871	3,000	(2,000)	1,000	(2,000)	-66.67%
103 Street Maintenance Equipment	-	-	-	-	-	-	-	-	-	0.00%
104 Sewer Manholes	-	-	-	-	-	-	-	-	-	0.00%
105 Facility Maintenance Tools	-	-	-	-	-	-	-	-	-	0.00%
106 Other Field Equipment	2,708	6,385	4,000	95	4,000	4,000	-	4,000	-	0.00%
107 Fuel	4,523	4,452	3,500	2,638	3,517	3,500	1,500	5,000	1,500	42.86%
3. Commodities	\$ 298,388	\$ 314,720	\$ 357,400	\$ 200,849	\$ 281,550	\$ 357,400	\$ (14,400)	\$ 343,000	\$ (14,400)	-4.03%

	Actual 2017-18	Actual 2018-19	Approved Budget 2019-20	Year to Date w/Encumbrance 6/30/2020	Current Year Estimate 2019-20	Proposed Budget 2020-21	Supplemental Budget 2020-21	Department Proposed Budget 2020-21	Proposed \$ Increase(Decrease) From FY 2019-20 Approved Budget	Proposed % Increase(Decrease) From FY 2019-20 Approved Budget
108 Office Furniture (>\$5K)	\$ -	\$ -	\$ -	\$ -	\$ -	\$ -	\$ 27,000	\$ 27,000	\$ 27,000	0.00%
109 Communication Equipment	-	-	-	-	-	-	-	-	-	0.00%
110 Machine Tools/Apparatus	-	-	20,000	-	20,000	-	-	(20,000)	(20,000)	-100.00%
111 Light Equipment	-	-	-	-	-	-	10,000	10,000	10,000	0.00%
112 Motor Vehicles	-	-	-	-	-	-	-	-	-	0.00%
113 Heavy Equipment	-	-	-	-	-	-	-	-	-	0.00%
114 Other Equipment	-	-	-	-	-	-	-	-	-	0.00%
115 Water/Sewer Mains or Lines	-	-	-	-	-	-	-	-	-	0.00%
116 Sewer Manholes	-	-	-	-	-	-	-	-	-	0.00%
6. Non-CIP Capital Outlay	\$ -	\$ -	\$ 20,000	\$ -	\$ 20,000	\$ -	\$ 37,000	\$ 37,000	\$ 17,000	85.00%
117 Interfund Transfers Out	\$ -	\$ -	\$ -	\$ -	\$ -	\$ -	\$ -	\$ -	\$ -	0.00%
118 Transfer Out - GF	-	-	-	-	-	-	-	-	-	0.00%
119 Transfer Out - CIP	918,299	-	-	-	-	-	-	-	-	0.00%
120 Transfer Out - Debt Service	-	400	1,090,400	817,800	1,090,400	-	1,656,869	1,656,869	566,469	51.95%
7. Transfers	\$ 918,299	\$ 400	\$ 1,090,400	\$ 817,800	\$ 1,090,400	\$ -	\$ 1,656,869	\$ 1,656,869	\$ 566,469	51.95%
Total WW Treatment Plant Operations	\$ 2,330,376	\$ 1,514,026	\$ 2,981,858	\$ 1,869,561	\$ 2,900,079	\$ 1,878,434	\$ 1,917,579	\$ 3,796,013	\$ 814,155	27.30%
TOTAL EXPENDITURES:	\$ 5,838,501	\$ 6,515,806	\$ 8,413,787	\$ 5,500,551	\$ 7,984,857	\$ 7,670,137	\$ 1,604,808	\$ 9,274,946	\$ 861,159	10.24%



Storm Drainage Utility & Flood Risk Mitigation Fund Summary & Line Item Detail

Proposed by City Manager
Fiscal Year 2020-2021

City Council Budget Workshop

August 01, 2020

City of Kyle, Texas
FY 2020-2021 Proposed Budget: Summary
STORM DRAINAGE & FLOOD RISK MITIGATION FUND (3120)

	<u>Actual 2017-18</u>	<u>Actual 2018-19</u>	<u>Approved Budget 2019-20</u>	<u>Year to Date w/Encumbrance 6/30/2020</u>	<u>Current Year Estimate 2019-20</u>	<u>Proposed Budget 2020-21</u>	<u>Supplemental Budget 2020-21</u>	<u>Total Proposed Budget 2020-21</u>	<u>Proposed \$ Increase(Decrease) From FY 2019-20 Approved Budget</u>	<u>Proposed % Increase(Decrease) From FY 2019-20 Approved Budget</u>
BEGINNING FUND BALANCE	\$ 524,557	\$ 417,038	\$ 774,148	\$ 774,148	\$ 774,148	\$ 1,036,130		\$ 1,036,130		
REVENUE:										
1 Drainage Fee - Residential	\$ 681,115	\$ 703,698	\$ 686,900	\$ 519,158	\$ 692,210	\$ 723,400	\$ -	\$ 723,400	\$ 36,500	5.31%
2 Drainage Fee - Commercial	799,320	815,005	803,100	602,012	802,683	838,800	-	838,800	35,700	4.45%
3 Misc Drainage Fee	57,587	7,308	2,000	4,880	5,177	5,500	-	5,500	3,500	175.00%
TOTAL REVENUE:	<u>\$ 1,538,022</u>	<u>\$ 1,526,011</u>	<u>\$ 1,492,000</u>	<u>\$ 1,126,050</u>	<u>\$ 1,500,070</u>	<u>\$ 1,567,700</u>	<u>\$ -</u>	<u>\$ 1,567,700</u>	<u>\$ 75,700</u>	<u>5.07%</u>
TRANSFERS IN:										
4 Transfer In - G/F CIP Stagecoach	\$ -	\$ -	\$ -	\$ -	\$ -	\$ 351,500	\$ -	\$ 351,500	\$ 351,500	0.00%
TOTAL TRANSFERS IN:	<u>\$ -</u>	<u>\$ -</u>	<u>\$ -</u>	<u>\$ -</u>	<u>\$ -</u>	<u>\$ 351,500</u>	<u>\$ -</u>	<u>\$ 351,500</u>	<u>\$ 351,500</u>	<u>0.00%</u>
TOTAL REVENUE AND TRANSFERS IN:	<u>\$ 1,538,022</u>	<u>\$ 1,526,011</u>	<u>\$ 1,492,000</u>	<u>\$ 1,126,050</u>	<u>\$ 1,500,070</u>	<u>\$ 1,919,200</u>	<u>\$ -</u>	<u>\$ 1,919,200</u>	<u>\$ 427,200</u>	<u>28.63%</u>
EXPENDITURES:										
5 Administration	\$ 146,633	\$ 247,920	\$ 273,776	\$ 177,569	\$ 255,871	\$ 277,400	\$ (18,835)	\$ 258,565	\$ (15,211)	-5.56%
6 Storm Drainage Utility Operations	1,263,867	895,981	888,003	387,687	657,218	871,983	356,513	1,228,496	340,493	38.34%
TOTAL EXPENDITURES:	<u>\$ 1,410,500</u>	<u>\$ 1,143,901</u>	<u>\$ 1,161,779</u>	<u>\$ 565,256</u>	<u>\$ 913,089</u>	<u>\$ 1,149,383</u>	<u>\$ 337,678</u>	<u>\$ 1,487,061</u>	<u>\$ 325,282</u>	<u>28.00%</u>
TRANSFERS OUT:										
7 Transfers Out - CIP - Masterplan	\$ 225,000	\$ 25,000	\$ 325,000	\$ 243,750	\$ 325,000	\$ -	\$ 500,000	\$ 500,000	\$ 175,000	53.85%
8 Transfers Out - CIP - Scott/Sledge Storm Drainage	-	-	-	-	-	-	450,000	450,000	450,000	0.00%
TOTAL TRANSFERS OUT:	<u>\$ 225,000</u>	<u>\$ 25,000</u>	<u>\$ 325,000</u>	<u>\$ 243,750</u>	<u>\$ 325,000</u>	<u>\$ -</u>	<u>\$ 950,000</u>	<u>\$ 950,000</u>	<u>\$ 625,000</u>	<u>192.31%</u>
TOTAL EXPENDITURES & TRANSFERS OUT	<u>\$ 1,635,500</u>	<u>\$ 1,168,901</u>	<u>\$ 1,486,779</u>	<u>\$ 809,006</u>	<u>\$ 1,238,089</u>	<u>\$ 1,149,383</u>	<u>\$ 1,287,678</u>	<u>\$ 2,437,061</u>	<u>\$ 950,282</u>	<u>63.92%</u>
TOTAL REVENUE & TRANSFERS-IN IN EXCESS (DEFICIT) OVER EXPENDITURES	<u>\$ (97,478)</u>	<u>\$ 357,110</u>	<u>\$ 5,221</u>	<u>\$ 317,044</u>	<u>\$ 261,981</u>	<u>\$ 769,817</u>	<u>\$ (1,287,678)</u>	<u>\$ (517,861)</u>		
ADJUSTMENT PER AUDIT FOR RESTRICTED FUNDS	<u>\$ (10,041)</u>	<u>\$ -</u>								
ESTIMATED ENDING FUND BALANCE	<u>\$ 417,038</u>	<u>\$ 774,148</u>	<u>\$ 779,370</u>	<u>\$ 1,091,192</u>	<u>\$ 1,036,130</u>	<u>\$ 1,805,947</u>		<u>\$ 518,269</u>		

City of Kyle, Texas
FY 2020-2021 Proposed Budget: Line Item Detail
STORM DRAINAGE & FLOOD RISK MITIGATION FUND (3120)

	<u>Actual</u> <u>2017-18</u>	<u>Actual</u> <u>2018-19</u>	<u>Approved</u> <u>Budget</u> <u>2019-20</u>	<u>Year to Date</u> <u>w/Encumbrance</u> <u>6/30/2020</u>	<u>Current Year</u> <u>Estimate</u> <u>2019-20</u>	<u>Proposed</u> <u>Budget</u> <u>2020-21</u>	<u>Supplemental</u> <u>Budget</u> <u>2020-21</u>	<u>Department</u> <u>Proposed</u> <u>Budget</u> <u>2020-21</u>	<u>Proposed \$</u> <u>Increase(Decrease)</u> <u>From FY 2019-20</u> <u>Approved Budget</u>	<u>Proposed %</u> <u>Increase(Decrease)</u> <u>From FY 2019-20</u> <u>Approved Budget</u>
REVENUE:										
Line No.	Storm Drainage Charges									
1	\$ 681,115	\$ 703,698	\$ 686,900	\$ 519,158	692,210	\$ 723,400	\$ -	\$ 723,400	\$ 36,500	5.31%
2	799,320	815,005	803,100	602,012	802,683	838,800	-	838,800	35,700	4.45%
3	1,027	3,766	2,000	892	1,189	2,000	-	2,000	-	0.00%
4	-	3,543	-	3,988	3,988	3,500	-	3,500	3,500	0.00%
5	-	-	-	-	-	-	-	-	-	0.00%
6	56,560	-	-	-	-	-	-	-	-	0.00%
	<u>\$ 1,538,022</u>	<u>\$ 1,526,011</u>	<u>\$ 1,492,000</u>	<u>\$ 1,126,050</u>	<u>\$ 1,500,070</u>	<u>\$ 1,567,700</u>	<u>\$ -</u>	<u>\$ 1,567,700</u>	<u>\$ 75,700</u>	<u>5.07%</u>
TOTAL REVENUE:	<u>\$ 1,538,022</u>	<u>\$ 1,526,011</u>	<u>\$ 1,492,000</u>	<u>\$ 1,126,050</u>	<u>\$ 1,500,070</u>	<u>\$ 1,567,700</u>	<u>\$ -</u>	<u>\$ 1,567,700</u>	<u>\$ 75,700</u>	<u>5.07%</u>
Transfer Revenue										
7	\$ -	\$ -	\$ -	\$ -	\$ -	\$ -	\$ -	\$ -	\$ -	0.00%
8	-	-	-	-	-	-	-	-	-	0.00%
9	-	-	-	-	-	-	-	-	-	0.00%
10	-	-	-	-	-	351,500	-	351,500	351,500	0.00%
	<u>\$ -</u>	<u>\$ -</u>	<u>\$ -</u>	<u>\$ -</u>	<u>\$ -</u>	<u>\$ 351,500</u>	<u>\$ -</u>	<u>\$ 351,500</u>	<u>\$ 351,500</u>	<u>0.00%</u>
TOTAL REVENUE AND TRANSFER IN	<u>\$ 1,538,022</u>	<u>\$ 1,526,011</u>	<u>\$ 1,492,000</u>	<u>\$ 1,126,050</u>	<u>\$ 1,500,070</u>	<u>\$ 1,919,200</u>	<u>\$ -</u>	<u>\$ 1,919,200</u>	<u>\$ 427,200</u>	<u>28.63%</u>

	Actual 2017-18	Actual 2018-19	Approved Budget 2019-20	Year to Date w/Encumbrance 6/30/2020	Current Year Estimate 2019-20	Proposed Budget 2020-21	Supplemental Budget 2020-21	Department Proposed Budget 2020-21	Proposed \$ Increase(Decrease) From FY 2019-20 Approved Budget	Proposed % Increase(Decrease) From FY 2019-20 Approved Budget	
EXPENDITURES:											
Line No. STORM DRAINAGE UTILITY ADMINISTRATION											
1	Regular Full Time Wages	\$ 96,923	\$ 164,814	\$ 165,380	\$ 122,110	\$ 167,098	\$ 174,364	\$ -	\$ 174,364	\$ 8,984	5.43%
2	Overtime Wages	646	793	-	461	630	-	-	-	-	0.00%
3	Vacation Leave	4,377	367	-	-	-	-	-	-	-	0.00%
4	Sick Leave - Regular	6,018	1,084	-	-	-	-	-	-	-	0.00%
5	Cost of Living Adjustment	-	-	-	-	-	-	-	-	-	0.00%
6	Merit Increase	-	-	5,729	-	-	-	-	(5,729)	-100.00%	
7	Longevity Pay	276	2,070	1,508	1,508	1,508	1,976	-	1,976	468	31.03%
8	Language Incentive	-	-	-	-	-	-	-	-	-	0.00%
9	Certification Incentive	144	326	325	230	315	325	-	325	-	0.00%
10	FICA/Social Security	8,194	12,772	13,230	9,192	12,578	13,515	-	13,515	285	2.15%
11	Workers Compensation	-	-	-	-	-	-	-	-	-	0.00%
12	State Unemployment Taxes	10	24	23	355	486	23	-	23	-	0.00%
13	Retirement - TMRS	13,637	21,342	21,860	15,700	21,484	23,143	-	23,143	1,283	5.87%
14	Health Insurance	9,875	16,924	18,600	13,743	18,806	20,460	-	20,460	1,860	10.00%
15	Dental Insurance	665	1,092	1,129	803	1,099	1,129	-	1,129	-	0.00%
16	Life Insurance	67	87	114	103	140	114	-	114	-	0.00%
17	ST/LT Disability Insurance	809	1,120	1,297	879	1,203	1,325	-	1,325	28	2.16%
18	Vision Insurance	159	265	270	195	267	270	-	270	-	0.00%
19	AD&D	12	18	21	16	22	21	-	21	-	0.00%
1. Personnel		\$ 141,811	\$ 223,097	\$ 229,486	\$ 165,293	\$ 225,635	\$ 236,665	\$ -	\$ 236,665	\$ 7,179	3.13%
20	Travel - Training & Conferences	\$ 398	\$ 165	\$ 500	\$ 113	\$ 151	\$ 500	\$ -	\$ 500	\$ -	0.00%
21	Mileage Reimbursement	-	-	150	-	-	150	(150)	-	(150)	-100.00%
22	Memberships and Dues	-	-	-	-	-	-	-	-	-	0.00%
23	Subscription and Books	-	-	-	-	-	-	-	-	-	0.00%
24	Cell Phones/Pagers	-	-	281	650	867	281	(281)	-	(281)	-100.00%
25	Other Equip Maint/Repair	-	350	350	-	-	350	(350)	-	(350)	-100.00%
26	Legal Services	1,733	7,455	10,000	368	10,000	10,000	(5,000)	5,000	(5,000)	-50.00%
27	Engineering Services	-	-	-	-	-	-	-	-	-	0.00%
28	Outside Printing	-	-	-	-	-	-	-	-	-	0.00%
29	Delivery/Courier Service	-	-	-	-	-	-	-	-	-	0.00%
30	Advertising	-	-	-	-	-	-	-	-	-	0.00%
31	Testing/Certification	-	-	1,500	-	-	1,500	(1,500)	-	(1,500)	-100.00%
32	IT Software/System Fees	-	11,970	16,555	9,647	12,862	13,000	-	13,000	(3,555)	-21.47%
33	TCEQ Permit	300	700	500	300	400	500	-	500	-	0.00%
34	Services - Utility Billing	-	-	-	-	-	-	-	-	-	0.00%
35	Services - Engineering	-	-	-	-	-	-	-	-	-	0.00%
36	Services - MS4 Compliance	1,645	1,941	2,000	1,025	1,367	2,000	-	2,000	-	0.00%
2. Contractual Services		\$ 4,075	\$ 22,581	\$ 31,836	\$ 12,102	\$ 25,647	\$ 28,281	\$ (7,281)	\$ 21,000	\$ (10,836)	-34.04%
37	Uniforms (Buy)	\$ 157	\$ -	\$ 340	\$ 62	\$ 340	\$ 340	\$ (190)	\$ 150	\$ (190)	-55.88%
38	General Office Supplies	-	-	250	-	250	250	(200)	50	(200)	-80.00%
39	Postage	-	-	-	-	-	-	-	-	-	0.00%
40	Fire Prevention Supplies	-	-	-	-	-	-	-	-	-	0.00%
41	Medical Supplies	-	-	-	-	-	-	-	-	-	0.00%
42	Training Supplies	-	-	-	-	-	-	-	-	-	0.00%
43	Food/Meals	-	-	-	-	-	-	-	-	-	0.00%
44	Miscellaneous Supplies	50	120	954	112	149	954	(754)	200	(754)	-79.04%
45	Office Furniture (<\$5K)	-	-	3,520	-	-	3,520	(3,520)	-	(3,520)	-100.00%
46	Computer Hardware	365	2,122	3,540	-	-	3,540	(3,540)	-	(3,540)	-100.00%
47	Computer Software	175	-	-	-	-	-	-	-	-	0.00%
48	Sampling Equipment	-	-	3,000	-	3,000	3,000	(2,500)	500	(2,500)	-83.33%
49	Fuel	-	-	850	-	850	850	(850)	-	(850)	-100.00%
3. Commodities		\$ 747	\$ 2,242	\$ 12,454	\$ 174	\$ 4,589	\$ 12,454	\$ (11,554)	\$ 900	\$ (11,554)	-92.77%

	Actual 2017-18	Actual 2018-19	Approved Budget 2019-20	Year to Date w/Encumbrance 6/30/2020	Current Year Estimate 2019-20	Proposed Budget 2020-21	Supplemental Budget 2020-21	Department Proposed Budget 2020-21	Proposed \$ Increase(Decrease) From FY 2019-20 Approved Budget	Proposed % Increase(Decrease) From FY 2019-20 Approved Budget
50 Computer Equipment	\$ -	\$ -	\$ -	\$ -	\$ -	\$ -	\$ -	\$ -	\$ -	0.00%
51 Computer Software	-	-	-	-	-	-	-	-	-	0.00%
52 Motor Vehicles	-	-	-	-	-	-	-	-	-	0.00%
53 Street/Drain/Sidewalk/Bridge	-	-	-	-	-	-	-	-	-	0.00%
54 Engineering Svc-Capital Outlay	-	-	-	-	-	-	-	-	-	0.00%
6. Non-CIP Capital Outlay	\$ -	\$ -	\$ -	\$ -	\$ -	\$ -	\$ -	\$ -	\$ -	0.00%
Total Drainage Utility Administration	\$ 146,633	\$ 247,920	\$ 273,776	\$ 177,569	\$ 255,871	\$ 277,400	\$ (18,835)	\$ 258,565	\$ (15,211)	-5.56%

	Actual 2017-18	Actual 2018-19	Approved Budget 2019-20	Year to Date w/Encumbrance 6/30/2020	Current Year Estimate 2019-20	Proposed Budget 2020-21	Supplemental Budget 2020-21	Department Proposed Budget 2020-21	Proposed \$ Increase(Decrease) From FY 2019-20 Approved Budget	Proposed % Increase(Decrease) From FY 2019-20 Approved Budget	
EXPENDITURES:											
Line No. STORM DRAINAGE UTILITY OPERATION											
1	Regular Full Time Wages	\$ 260,226	\$ 266,753	\$ 423,342	\$ 212,551	\$ 290,860	\$ 420,068	\$ 162,019	\$ 582,087	\$ 158,745	37.50%
2	Overtime Wages	5,865	7,170	6,000	2,808	3,843	6,000	1,750	7,750	1,750	29.17%
3	Vacation Leave	8,617	5,683	-	-	-	-	-	-	-	0.00%
4	Sick Leave - Regular	11,351	1,646	-	-	-	-	-	-	-	0.00%
5	Cost of Living Adjustment	-	-	-	-	-	-	-	-	-	0.00%
6	Merit Increase	-	-	14,665	-	-	-	-	(14,665)	(14,665)	-100.00%
7	Longevity Pay	1,680	3,480	4,155	3,990	3,990	4,965	4,965	810	19.49%	
8	Language Incentive	-	-	-	-	-	-	-	-	-	0.00%
9	Certification Incentive	-	-	-	-	-	-	-	-	-	0.00%
10	FICA/Social Security	21,305	20,812	34,284	16,064	21,982	32,974	12,529	45,503	11,219	32.72%
11	Workers Compensation	-	3,799	-	-	-	-	-	-	-	0.00%
12	State Unemployment Taxes	1,482	398	108	1,275	1,745	108	32	140	32	29.63%
13	Retirement - TMRS	36,248	35,302	56,648	27,705	37,912	56,465	21,453	77,918	21,270	37.55%
14	Health Insurance	55,662	57,408	89,281	46,086	63,065	98,208	28,644	126,852	37,571	42.08%
15	Dental Insurance	3,783	3,632	5,420	2,759	3,776	5,420	1,581	7,001	1,581	29.17%
16	Life Insurance	382	401	547	288	394	547	160	707	160	29.25%
17	ST/LT Disability Insurance	1,953	1,993	3,361	1,519	2,079	3,233	1,229	4,462	1,101	32.76%
18	Vision Insurance	905	879	1,296	660	903	1,296	378	1,674	378	29.17%
19	AD&D	70	70	101	56	77	101	29	130	29	28.71%
1. Personnel		\$ 409,529	\$ 409,427	\$ 639,208	\$ 315,762	\$ 430,625	\$ 629,385	\$ 229,804	\$ 859,189	\$ 219,981	34.41%
20	Travel - Training & Conferences	\$ 75	\$ 150	\$ 1,400	\$ 25	\$ 33	\$ 1,400	\$ (900)	\$ 500	\$ (900)	-64.29%
21	Memberships and Dues	-	-	-	-	-	-	-	-	-	0.00%
22	Subscription and Books	-	-	-	-	-	-	-	-	-	0.00%
23	Cell Phones/Pagers	-	350	500	-	500	(500)	-	(500)	(500)	-100.00%
24	Drainage System Maintenance	50,582	34,919	137,900	10,837	137,900	137,900	(37,900)	100,000	(37,900)	-27.48%
25	Lease Payments - Motor Vehicles	-	3,501	24,902	5,065	6,753	24,902	34,000	58,902	34,000	136.54%
26	Motor Vehicle Repair/Maint	2,194	22,791	20,000	26,528	35,371	20,000	20,000	-	-	0.00%
27	Legal Services	-	-	-	-	-	-	-	-	-	0.00%
28	Engineering Services	-	-	-	-	-	-	-	-	-	0.00%
29	Outside Printing	-	-	-	-	-	-	-	-	-	0.00%
30	Delivery/Courier Service	-	-	-	-	-	-	-	-	-	0.00%
31	Advertising	-	-	-	-	-	-	-	-	-	0.00%
32	IT Software/System Fees	-	2,684	3,641	1,490	1,987	3,641	(1,141)	2,500	(1,141)	-31.34%
33	IT Online Services	6,050	24	24,035	5,956	7,941	24,035	-	24,035	-	0.00%
34	TCEQ Permit	-	-	-	-	-	-	-	-	-	0.00%
35	Services - Utility Billing	-	-	-	-	-	-	-	-	-	0.00%
36	Services - Engineering	107,625	48,111	-	-	-	-	-	-	-	0.00%
2. Contractual Services		\$ 166,526	\$ 112,529	\$ 212,378	\$ 49,902	\$ 189,986	\$ 212,378	\$ (6,441)	\$ 205,937	\$ (6,441)	-3.03%
37	Uniforms (Buy)	\$ 5,327	\$ 6,061	\$ 4,120	\$ 4,544	\$ 4,544	\$ 4,120	\$ 2,000	\$ 6,120	\$ 2,000	48.54%
38	General Office Supplies	48	80	500	-	-	500	(250)	250	(250)	-50.00%
39	Postage	-	-	-	-	-	-	-	-	-	0.00%
40	Fire Prevention Supplies	-	231	500	261	347	500	-	500	-	0.00%
41	Medical Supplies	105	24	100	-	-	100	(100)	-	(100)	-100.00%
42	Training Supplies	-	-	-	-	-	-	-	-	-	0.00%
43	Food/Meals	-	-	-	-	-	-	-	-	-	0.00%
44	Miscellaneous Supplies	-	-	-	-	-	-	-	-	-	0.00%
45	Communication Equipment	-	350	-	-	-	-	-	-	-	0.00%
46	Other Field Equipment	-	3,406	-	-	-	-	-	-	-	0.00%
47	Equipment - Radios	-	-	-	-	-	-	-	-	-	0.00%
48	Fuel	21,112	22,701	25,000	12,182	25,000	25,000	7,500	32,500	7,500	30.00%
3. Commodities		\$ 26,592	\$ 32,854	\$ 30,220	\$ 16,986	\$ 29,891	\$ 30,220	\$ 9,150	\$ 39,370	\$ 9,150	30.28%

	Actual 2017-18	Actual 2018-19	Approved Budget 2019-20	Year to Date w/Encumbrance 6/30/2020	Current Year Estimate 2019-20	Proposed Budget 2020-21	Supplemental Budget 2020-21	Department Proposed Budget 2020-21	Proposed \$ Increase(Decrease) From FY 2019-20 Approved Budget	Proposed % Increase(Decrease) From FY 2019-20 Approved Budget
49	Communication Equipment	\$ -	\$ 20,661	\$ 6,197	\$ 5,037	\$ 6,716	\$ -	\$ -	\$ (6,197)	-100.00%
50	Computer Equipment	-	-	-	-	-	-	-	-	-
51	Computer Software	-	-	-	-	-	-	-	-	0.00%
52	Light Equipment	19,787	6,647	-	-	-	20,000	20,000	20,000	0.00%
53	Motor Vehicles	142,037	-	-	-	-	-	-	-	0.00%
54	Heavy Equipment	466,302	313,864	-	-	-	104,000	104,000	104,000	0.00%
55	Street/Drain/Sidewalk/Bridge	-	-	-	-	-	-	-	-	0.00%
56	Capital Improv - Construction	33,095	-	-	-	-	-	-	-	0.00%
57	Engineering Svc-Capital Outlay	-	-	-	-	-	-	-	-	0.00%
	6. Non-CIP Capital Outlay	\$ 661,221	\$ 341,171	\$ 6,197	\$ 5,037	\$ 6,716	\$ 124,000	\$ 124,000	\$ 117,803	1900.81%
58	Transfers Out - CIP - Masterplan	\$ 225,000	\$ 25,000	\$ 325,000	\$ 243,750	\$ 325,000	\$ -	\$ 500,000	\$ 175,000	53.85%
59	Transfers Out - CIP - Scott/Sledge Storr	-	-	-	-	-	450,000	450,000	450,000	0.00%
	7. Transfers	\$ 225,000	\$ 25,000	\$ 325,000	\$ 243,750	\$ 325,000	\$ 950,000	\$ 950,000	\$ 625,000	192.31%
	Total Drainage Utility Operations	\$ 1,488,867	\$ 920,981	\$ 1,213,003	\$ 631,437	\$ 982,218	\$ 1,306,513	\$ 2,178,496	\$ 965,493	79.60%
	TOTAL EXPENDITURES:	\$ 1,635,500	\$ 1,168,901	\$ 1,486,779	\$ 809,006	\$ 1,238,089	\$ 1,149,383	\$ 2,437,061	\$ 950,282	63.92%



All Other Fund Summaries

Proposed by City Manager

Fiscal Year 2020-2021

City Council Budget Workshop

August 01, 2020

City of Kyle, Texas
FY 2020-2021 Proposed Budget: Line Item Detail
GENERAL FUND CIP PROJECTS (1110)

	<u>Actual 2017-18</u>	<u>Actual 2018-19</u>	<u>Approved Budget 2019-20</u>	<u>Year to Date w/Encumbrance 6/30/2020</u>	<u>Current Year Estimate 2019-20</u>	<u>CM Proposed Budget 2020-21</u>	<u>Proposed \$ Increase(Decrease) From FY 2019-20 Approved Budget</u>	<u>Proposed % Increase(Decrease) From FY 2019-20 Approved Budget</u>
BEGINNING FUND BALANCE (AUDITED)	\$ 719,781	\$ 1,066,908	\$ 8,957,487	\$ 8,957,487	\$ 8,957,487	\$ 8,845,911		
Line No.								
REVENUE:								
1 PID Contributions	\$ -	\$ -	\$ -	\$ 8,351	\$ 8,351	\$ -	\$ -	0.00%
2 Transfer In - General Fund	1,445,498	6,575,000	4,617,169	2,787,877	4,617,169	5,200,000	582,831	12.62%
3 Transfer In - HOT Fund	-	-	-	-	-	-	-	0.00%
4 Transfer In - Water Operating	-	2,500,000	-	-	-	-	-	0.00%
TOTAL REVENUE:	<u>\$ 1,445,498</u>	<u>\$ 9,075,000</u>	<u>\$ 4,617,169</u>	<u>\$ 2,796,227</u>	<u>\$ 4,625,520</u>	<u>\$ 5,200,000</u>	<u>\$ 582,831</u>	<u>12.62%</u>
EXPENDITURES:								
Transfers and Other								
5 Transfer Out - General Fund	\$ -	\$ -	\$ -	\$ -	\$ -	\$ 2,898,500	\$ 2,898,500	0.00%
6 Transfer Out - Storm Drainage Fund	-	-	-	-	-	351,500	351,500	0.00%
Total Transfers and Other	<u>\$ -</u>	<u>\$ -</u>	<u>\$ -</u>	<u>\$ -</u>	<u>\$ -</u>	<u>\$ 3,250,000</u>	<u>\$ 3,250,000</u>	<u>0.00%</u>
Land Acquisition								
7 Property Acquisition for Eco Dev	\$ -	\$ 215,376	\$ -	\$ -	\$ -	\$ -	\$ -	0.00%
Total Land Acquisition	<u>\$ -</u>	<u>\$ 215,376</u>	<u>\$ -</u>	<u>\$ -</u>	<u>\$ -</u>	<u>\$ -</u>	<u>\$ -</u>	<u>0.00%</u>
City Wide Beautification								
8 Gateway Signage	\$ 61,180	\$ -	\$ 145,322	\$ 122,722	\$ 145,322	\$ -	\$ (145,322)	-100.00%
9 City Wide Beautification	14,993	53,629	100,000	33,148	100,000	250,000	150,000	150.00%
10 Way-Finding Signage	26,914	-	11,846	11,846	11,846	-	(11,846)	-100.00%
11 Historic Water Tower	-	-	-	-	-	-	-	0.00%
Total City Wide Beautification	<u>\$ 103,086</u>	<u>\$ 53,629</u>	<u>\$ 257,169</u>	<u>\$ 167,716</u>	<u>\$ 257,169</u>	<u>\$ 250,000</u>	<u>\$ (7,169)</u>	<u>-2.79%</u>
Railroad Crossing								
12 Railroad Crossing Study	\$ 4,370	\$ 8,644	\$ 100,000	\$ 10,674	\$ 10,674	\$ 250,000	\$ 150,000	150.00%
13 Relocating Rail Siding	170,130	3,162	51,929	51,929	51,929	-	(51,929)	-100.00%
Total Railroad Crossing	<u>\$ 174,500</u>	<u>\$ 11,806</u>	<u>\$ 151,929</u>	<u>\$ 62,603</u>	<u>\$ 62,603</u>	<u>\$ 250,000</u>	<u>\$ 98,071</u>	<u>64.55%</u>
Veterans Memorial								
14 Engineering Svc-Capital Outlay	\$ -	\$ -	\$ -	\$ -	\$ -	\$ -	\$ -	0.00%
Total Veterans Memorial	<u>\$ -</u>	<u>\$ -</u>	<u>\$ -</u>	<u>\$ -</u>	<u>\$ -</u>	<u>\$ -</u>	<u>\$ -</u>	<u>0.00%</u>
Relocating Utilities								
15 Relocating Utilities Underground	\$ -	\$ -	\$ -	\$ -	\$ -	\$ -	\$ -	0.00%
Total Relocating Utilities	<u>\$ -</u>	<u>\$ -</u>	<u>\$ -</u>	<u>\$ -</u>	<u>\$ -</u>	<u>\$ -</u>	<u>\$ -</u>	<u>0.00%</u>
Flood Study								
16 Services - Engineering	\$ -	\$ -	\$ -	\$ -	\$ -	\$ -	\$ -	0.00%
17 Flood Study	-	-	-	-	-	-	-	0.00%
Total Flood Study	<u>\$ -</u>	<u>\$ -</u>	<u>\$ -</u>	<u>\$ -</u>	<u>\$ -</u>	<u>\$ -</u>	<u>\$ -</u>	<u>0.00%</u>

	Actual 2017-18	Actual 2018-19	Approved Budget 2019-20	Year to Date w/Encumbrance 6/30/2020	Current Year Estimate 2019-20	CM Proposed Budget 2020-21	Proposed \$ Increase(Decrease) From FY 2019-20 Approved Budget	Proposed % Increase(Decrease) From FY 2019-20 Approved Budget
Street & Sidewalk Improvements								
18								
18	\$ -	\$ 19,218	\$ -	\$ -	\$ -	\$ -	\$ -	0.00%
19	717,357	506,388	500,000	-	500,000	500,000	-	0.00%
20	-	-	-	-	-	-	-	0.00%
21	-	-	-	-	-	-	-	0.00%
22	17,437	32,514	100,000	50,000	100,000	50,000	(50,000)	-50.00%
23	-	-	-	-	-	-	-	0.00%
24	-	101,520	985,499	135,499	135,499	850,000	(135,499)	-13.75%
25	-	8,191	15,913	17,779	15,913	-	(15,913)	-100.00%
26	-	172,312	513,688	14,538	513,688	1,500,000	986,312	192.01%
27	-	-	-	-	-	500,000	500,000	0.00%
28	-	-	-	-	-	1,250,000	1,250,000	0.00%
	<u>\$ 734,794</u>	<u>\$ 840,143</u>	<u>\$ 2,115,099</u>	<u>\$ 217,816</u>	<u>\$ 1,265,099</u>	<u>\$ 4,650,000</u>	<u>\$ 784,901</u>	<u>37.11%</u>
Windy Hill Road (GLO Grant)								
29	\$ -	\$ -	\$ -	1,542	\$ -	\$ -	\$ -	0.00%
30	-	-	1,650,000	-	1,650,000	1,650,000	-	0.00%
31	-	-	-	4,235	-	-	-	0.00%
32	-	-	-	326,917	-	-	-	0.00%
	<u>\$ -</u>	<u>\$ -</u>	<u>\$ 1,650,000</u>	<u>\$ 332,694</u>	<u>\$ 1,650,000</u>	<u>\$ 1,650,000</u>	<u>\$ -</u>	<u>0.00%</u>
Windy Hill Road (Cherrywood to IH35)								
33	-	-	-	-	-	500,000	500,000	0.00%
	<u>\$ -</u>	<u>\$ -</u>	<u>\$ -</u>	<u>\$ -</u>	<u>\$ -</u>	<u>\$ 500,000</u>	<u>\$ 500,000</u>	<u>0.00%</u>
Park Improvements								
34	\$ -	\$ -	\$ -	\$ -	\$ -	\$ -	\$ -	0.00%
35	-	-	-	-	-	-	-	0.00%
36	49,895	-	-	-	-	-	-	0.00%
37	-	-	-	-	-	-	-	0.00%
	<u>\$ 49,895</u>	<u>\$ -</u>	<u>\$ -</u>	<u>\$ -</u>	<u>\$ -</u>	<u>\$ -</u>	<u>\$ -</u>	<u>0.00%</u>
Renovation-Historic City Hall								
38	\$ -	\$ 63,466	\$ 202,224	\$ 62,284	\$ 202,224	\$ -	\$ (202,224)	-100.00%
	<u>\$ -</u>	<u>\$ 63,466</u>	<u>\$ 202,224</u>	<u>\$ 62,284</u>	<u>\$ 202,224</u>	<u>\$ -</u>	<u>\$ (202,224)</u>	<u>-100.00%</u>
Downtown Mixed-Use Building								
39	\$ -	\$ -	\$ -	\$ -	\$ -	\$ 1,200,000	\$ 1,200,000	0.00%
	<u>\$ -</u>	<u>\$ -</u>	<u>\$ -</u>	<u>\$ -</u>	<u>\$ -</u>	<u>\$ 1,200,000</u>	<u>\$ 1,200,000</u>	<u>0.00%</u>
City Square Park Redevelopment								
40	\$ -	\$ -	\$ -	\$ -	\$ -	\$ 1,300,000	\$ 1,300,000	0.00%
	<u>\$ -</u>	<u>\$ -</u>	<u>\$ -</u>	<u>\$ -</u>	<u>\$ -</u>	<u>\$ 1,300,000</u>	<u>\$ 1,300,000</u>	<u>0.00%</u>

	<u>Actual 2017-18</u>	<u>Actual 2018-19</u>	<u>Approved Budget 2019-20</u>	<u>Year to Date w/Encumbrance 6/30/2020</u>	<u>Current Year Estimate 2019-20</u>	<u>CM Proposed Budget 2020-21</u>	<u>Proposed \$ Increase(Decrease) From FY 2019-20 Approved Budget</u>	<u>Proposed % Increase(Decrease) From FY 2019-20 Approved Budget</u>
Library								
41 Land Acquisition	\$ 36,095	\$ -	\$ -	\$ -	\$ -	\$ -	\$ -	0.00%
Total Library	\$ 36,095	\$ -	\$ -	\$ -	\$ -	\$ -	\$ -	0.00%
Facilities Expansion Project								
42 Advertising	\$ -	\$ -	\$ -	\$ 479	\$ -	\$ -	\$ -	0.00%
43 Engineering Services - Capital Outlay	\$ -	\$ -	\$ 1,300,000	\$ 90	\$ 1,300,000	\$ -	\$ (1,300,000)	-100.00%
Total Facilities Expansion Project	\$ -	\$ -	\$ 1,300,000	\$ 568	\$ 1,300,000	\$ -	\$ (1,300,000)	-100.00%
TOTAL EXPENDITURES:	<u>\$ 1,098,371</u>	<u>\$ 1,184,420</u>	<u>\$ 5,676,422</u>	<u>\$ 843,681</u>	<u>\$ 4,737,096</u>	<u>\$ 13,050,000</u>	<u>\$ 2,623,578</u>	<u>46.22%</u>
TOTAL REVENUE & TRANSFERS-IN IN EXCESS (DEFICIT) OVER EXPENDITURES	<u>\$ 347,127</u>	<u>\$ 7,890,580</u>	<u>\$ (1,059,253)</u>	<u>\$ 1,952,546</u>	<u>\$ (111,576)</u>	<u>\$ (7,850,000)</u>	<u>\$ (2,040,747)</u>	
ESTIMATED ENDING FUND BALANCE	<u>\$ 1,066,908</u>	<u>\$ 8,957,487</u>	<u>\$ 7,898,235</u>	<u>\$ 10,910,034</u>	<u>\$ 8,845,911</u>	<u>\$ 995,911</u>		

City of Kyle, Texas
FY 2020-2021 Proposed Budget: Line Item Detail
PLUM CREEK PHASE II SPECIAL FEE (1130)

	<u>Actual 2017-18</u>	<u>Actual 2018-19</u>	<u>Approved Budget 2019-20</u>	<u>Year to Date w/Encumbrance 6/30/2020</u>	<u>Current Year Estimate 2019-20</u>	<u>CM Proposed Budget 2020-21</u>	<u>Proposed \$ Increase(Decrease) From FY 2019-20 Approved Budget</u>	<u>Proposed % Increase(Decrease) From FY 2019-20 Approved Budget</u>
BEGINNING FUND BALANCE (AUDITED)	\$ -	\$ 6,300	\$ 6,625	\$ 6,625	\$ 6,625	\$ 18,100		
Line No.								
REVENUE:								
1 Plum Creek PH II Special Fee	\$ 6,300	\$ 325	\$ -	\$ 11,475	\$ 11,475	\$ 15,000	\$ 15,000	0.00%
TOTAL REVENUE:	<u>\$ 6,300</u>	<u>\$ 325</u>	<u>\$ -</u>	<u>\$ 11,475</u>	<u>\$ 11,475</u>	<u>\$ 15,000</u>	<u>\$ 15,000</u>	<u>0.00%</u>
EXPENDITURES:								
2 PID Administration	\$ -	\$ -	\$ -	\$ -	\$ -	\$ -	\$ -	0.00%
TOTAL EXPENDITURES:	<u>\$ -</u>	<u>\$ -</u>	<u>\$ -</u>	<u>\$ -</u>	<u>\$ -</u>	<u>\$ -</u>	<u>\$ -</u>	<u>0.00%</u>
TOTAL REVENUE & TRANSFERS-IN IN EXCESS (DEFICIT) OVER EXPENDITURES	<u>\$ 6,300</u>	<u>\$ 325</u>	<u>\$ -</u>	<u>\$ 11,475</u>	<u>\$ 11,475</u>	<u>\$ 15,000</u>	<u>\$ 15,000</u>	
ESTIMATED ENDING FUND BALANCE	<u>\$ 6,300</u>	<u>\$ 6,625</u>	<u>\$ 6,625</u>	<u>\$ 18,100</u>	<u>\$ 18,100</u>	<u>\$ 33,100</u>		

City of Kyle, Texas
FY 2020-2021 Proposed Budget: Line Item Detail
STREET IMPROVEMENT FUND (1150)

	<u>Actual 2017-18</u>	<u>Actual 2018-19</u>	<u>Approved Budget 2019-20</u>	<u>Year to Date w/Encumbrance 6/30/2020</u>	<u>Current Year Estimate 2019-20</u>	<u>CM Proposed Budget 2020-21</u>	<u>Proposed \$ Increase(Decrease) From FY 2019-20 Approved Budget</u>	<u>Proposed % Increase(Decrease) From FY 2019-20 Approved Budget</u>
BEGINNING FUND BALANCE (AUDITED)	\$ 751,064	\$ 1,162,462	\$ 1,801,804	\$ 1,801,804	\$ 1,801,804	\$ 1,131,906		
Line No.								
REVENUE:								
1 Perimeter Road Fee	\$ 377,847	\$ 578,481	\$ 300,000	\$ 21,350	\$ 28,467	\$ 300,000	\$ -	0.00%
2 Sidewalk Improvement Fee	-	-	-	2,400	3,200	-	-	0.00%
3 Prairie on the Creek-RI	-	-	-	-	-	-	-	0.00%
4 Four Seasons-RI	-	-	-	-	-	-	-	0.00%
5 Hometown Kyle-RI	-	-	-	-	-	-	-	0.00%
6 Dacy Lane-RI	-	-	-	-	-	-	-	0.00%
7 Center St Village-RI	-	-	-	-	-	-	-	0.00%
8 Indian Paint Brush-RI	-	-	-	-	-	-	-	0.00%
9 Brookside-FM150-RI	5,850	4,225	5,000	5,200	6,933	5,000	-	0.00%
10 FM 1626 ROW-RI	-	-	-	-	-	-	-	0.00%
11 Four Seasons-FM150-RI	-	-	-	-	-	-	-	0.00%
12 Goforth Rd-RI	-	-	-	-	-	-	-	0.00%
13 Woodland Park-FM150-RI	26,000	13,975	10,000	27,625	36,833	10,000	-	0.00%
14 Waterleaf-FM150-RI	-	-	-	-	-	-	-	0.00%
15 Windy Hill Rd-RI	-	-	-	-	-	-	-	0.00%
16 Post Oak-FM150-RI	-	-	-	-	-	-	-	0.00%
17 Stagecoach Rd-Hometown Kyle-RI	-	-	-	-	-	-	-	0.00%
18 Investment Income	1,901	-	-	-	-	-	-	0.00%
19 Refunds and Reimbursement	-	690,670	-	-	-	-	-	0.00%
TOTAL REVENUE:	\$ 411,598	\$ 1,287,351	\$ 315,000	\$ 56,575	\$ 75,433	\$ 315,000	\$ -	0.00%
EXPENDITURES:								
Transfers Out								
20 Transfer Out - 2015 GO Bond Fund	\$ -	\$ -	\$ -	\$ -	\$ -	\$ -	\$ -	0.00%
Total Transfers Out	\$ -	\$ -	\$ -	\$ -	\$ -	\$ -	\$ -	0.00%
Road Upgrades - Dacy Ln Widening								
21 Street/Drain/Sidewalk Materials	\$ -	\$ -	\$ -	\$ -	\$ -	\$ -	\$ -	0.00%
Total Road Upgrades - Dacy Ln Widening	\$ -	\$ -	\$ -	\$ -	\$ -	\$ -	\$ -	0.00%
Kyle Crossing from Kohlers								
22 Capital Improv - Construction	\$ 200	\$ 648,009	\$ 745,331	\$ 652,222	\$ 745,331	\$ -	\$ (745,331)	-100.00%
Total Kyle Crossing from Kohlers	\$ 200	\$ 648,009	\$ 745,331	\$ 652,222	\$ 745,331	\$ -	\$ (745,331)	-100.00%
TOTAL EXPENDITURES:	\$ 200	\$ 648,009	\$ 745,331	\$ 652,222	\$ 745,331	\$ -	\$ (745,331)	-100.00%
TOTAL REVENUE & TRANSFERS-IN IN EXCESS (DEFICIT) OVER EXPENDITURES	\$ 411,398	\$ 639,342	\$ (430,331)	\$ (595,647)	\$ (669,898)	\$ 315,000	\$ 745,331	
ESTIMATED ENDING FUND BALANCE	\$ 1,162,462	\$ 1,801,804	\$ 1,371,473	\$ 1,206,157	\$ 1,131,906	\$ 1,446,906		

City of Kyle, Texas
FY 2020-2021 Proposed Budget: Line Item Detail
TRANSPORTATION FUND (1270)

	<u>Actual 2017-18</u>	<u>Actual 2018-19</u>	<u>Approved Budget 2019-20</u>	<u>Year to Date w/Encumbrance 6/30/2020</u>	<u>Current Year Estimate 2019-20</u>	<u>CM Proposed Budget 2020-21</u>	<u>Proposed \$ Increase(Decrease) From FY 2019-20 Approved Budget</u>	<u>Proposed % Increase(Decrease) From FY 2019-20 Approved Budget</u>
BEGINNING FUND BALANCE (AUDITED)	\$ 9,398	\$ 9,398	\$ 9,398	\$ 9,398	9,398.45	1,500,000		
Line No.								
REVENUE:								
1 TxDOT FM2770/RM150 Reimb Sidewalk	\$ -	\$ -	\$ -	\$ -	\$ -	\$ -	\$ -	0.00%
2 Transfer In - General Fund	-	-	1,500,000	1,125,000	1,500,000	1,500,000	-	0.00%
TOTAL REVENUE:	<u>\$ -</u>	<u>\$ -</u>	<u>1,500,000</u>	<u>\$ 1,125,000</u>	<u>\$ 1,500,000</u>	<u>\$ 1,500,000</u>	<u>\$ -</u>	<u>0.00%</u>
EXPENDITURES:								
Transfers Out								
3 Interfund Transfer Out	\$ -	\$ -	\$ -	\$ -	\$ -	\$ -	\$ -	0.00%
4 Transfer Out - General Fund	-	-	9,398	7,049	9,398	-	(9,398)	-100.00%
Total Transfers Out	<u>\$ -</u>	<u>\$ -</u>	<u>\$ 9,398</u>	<u>\$ 7,049</u>	<u>\$ 9,398</u>	<u>\$ -</u>	<u>\$ (9,398)</u>	<u>-100.00%</u>
FM2770/RM150 Sidewalk/Bike Imp								
5 Sidewalk Construction Costs	\$ -	\$ -	\$ -	\$ -	\$ -	\$ -	\$ -	0.00%
6 Bike Lane Construction Costs	-	-	-	-	-	-	-	0.00%
7 Engineering Svc-Capital Outlay	-	-	-	-	-	-	-	0.00%
Total FM2770/RM150 Sidewalk/Bike Imp	<u>\$ -</u>	<u>\$ -</u>	<u>\$ -</u>	<u>\$ -</u>	<u>\$ -</u>	<u>\$ -</u>	<u>\$ -</u>	<u>0.00%</u>
TOTAL EXPENDITURES:	<u>\$ -</u>	<u>\$ -</u>	<u>\$ 9,398</u>	<u>\$ 7,049</u>	<u>\$ 9,398</u>	<u>\$ -</u>	<u>\$ (9,398)</u>	<u>-100.00%</u>
TOTAL REVENUE & TRANSFERS-IN IN EXCESS (DEFICIT) OVER EXPENDITURES	<u>\$ -</u>	<u>\$ -</u>	<u>\$ 1,490,602</u>	<u>\$ 1,117,951</u>	<u>\$ 1,490,602</u>	<u>\$ 1,500,000</u>	<u>\$ 9,398</u>	
ESTIMATED ENDING FUND BALANCE	<u>\$ 9,398</u>	<u>\$ 9,398</u>	<u>\$ 1,500,000</u>	<u>\$ 1,127,350</u>	<u>\$ 1,500,000</u>	<u>\$ 3,000,000</u>		

City of Kyle, Texas
FY 2020-2021 Proposed Budget: Line Item Detail
POLICE FORFEITURE FUND (1310)

	<u>Actual 2017-18</u>	<u>Actual 2018-19</u>	<u>Approved Budget 2019-20</u>	<u>Year to Date w/Encumbrance 6/30/2020</u>	<u>Current Year Estimate 2019-20</u>	<u>CM Proposed Budget 2020-21</u>	<u>Proposed \$ Increase(Decrease) From FY 2019-20 Approved Budget</u>	<u>Proposed % Increase(Decrease) From FY 2019-20 Approved Budget</u>
BEGINNING FUND BALANCE (AUDITED)	\$ 23,552	\$ 35,160	\$ 50,461	\$ 50,461	\$ 50,461	\$ 18,529		
Line No.								
REVENUE:								
1 Police Seizure Revenue	\$ 11,590	\$ 15,787	\$ 10,000	\$ 12,709	\$ 15,000	\$ 15,000	\$ 5,000	50.00%
2 Investment Income	17	87	-	51	68	-	-	0.00%
TOTAL REVENUE:	<u>\$ 11,607</u>	<u>\$ 15,874</u>	<u>\$ 10,000</u>	<u>\$ 12,760</u>	<u>\$ 15,068</u>	<u>\$ 15,000</u>	<u>\$ 5,000</u>	<u>50.00%</u>
EXPENDITURES:								
3 Equipment Rental - Motorcycles	\$ -	\$ -	\$ -	\$ -	\$ -	\$ -	\$ -	0.00%
2. Contractual Services	\$ -	\$ -	\$ -	\$ -	\$ -	\$ -	\$ -	0.00%
4 Fire Arms Supplies	\$ -	\$ -	\$ -	\$ -	\$ -	\$ -	\$ -	0.00%
5 Computer Hardware	-	573	-	-	-	-	-	0.00%
6 Other Operational Equipment	-	-	20,764	-	20,764	25,000	4,236	20.40%
7 Equipment - Radio w/Helmet Mic	-	-	-	-	-	-	-	0.00%
8 Eqmnt-Emergency Lights, Siren	-	-	-	-	-	-	-	0.00%
3. Commodities	\$ -	\$ 573	\$ 20,764	\$ -	\$ 20,764	\$ 25,000	\$ 4,236	20.40%
9 Transfer Out - Juvenile Grant	\$ -	\$ -	\$ 26,236	\$ 19,677	\$ 26,236	\$ -	\$ (26,236)	-100.00%
7. Transfers	\$ -	\$ -	\$ 26,236	\$ 19,677	\$ 26,236	\$ -	\$ (26,236)	-100.00%
TOTAL EXPENDITURES:	<u>\$ -</u>	<u>\$ 573</u>	<u>\$ 47,000</u>	<u>\$ 19,677</u>	<u>\$ 47,000</u>	<u>\$ 25,000</u>	<u>\$ (22,000)</u>	<u>-46.81%</u>
TOTAL REVENUE & TRANSFERS-IN IN EXCESS (DEFICIT) OVER EXPENDITURES	<u>\$ 11,607</u>	<u>\$ 15,301</u>	<u>\$ (37,000)</u>	<u>\$ (6,917)</u>	<u>\$ (31,932)</u>	<u>\$ (10,000)</u>	<u>\$ 27,000</u>	
ESTIMATED ENDING FUND BALANCE	<u>\$ 35,160</u>	<u>\$ 50,461</u>	<u>\$ 13,461</u>	<u>\$ 43,544</u>	<u>\$ 18,529</u>	<u>\$ 8,529</u>		

City of Kyle, Texas
FY 2020-2021 Proposed Budget: Line Item Detail
POLICE SPECIAL REVENUE (1320)

	<u>Actual 2017-18</u>	<u>Actual 2018-19</u>	<u>Approved Budget 2019-20</u>	<u>Year to Date w/Encumbrance 6/30/2020</u>	<u>Current Year Estimate 2019-20</u>	<u>CM Proposed Budget 2020-21</u>	<u>Proposed \$ Increase(Decrease) From FY 2019-20 Approved Budget</u>	<u>Proposed % Increase(Decrease) From FY 2019-20 Approved Budget</u>
BEGINNING FUND BALANCE (AUDITED)	\$ 17,026	\$ 17,557	\$ 21,154	\$ 21,154	\$ 21,154	\$ 19,673		
Line No.								
REVENUE:								
1 LEOSE Revenue	\$ 3,532	\$ 3,596	\$ 3,500	\$ 3,519	\$ 3,519	\$ 3,500	\$ -	0.00%
2 LEAD Grant Revenue	-	-	-	-	-	-	-	0.00%
3 VFW Donation	-	-	-	-	-	-	-	0.00%
4 Blue Santa/Christmas Program	-	-	-	-	-	-	-	0.00%
TOTAL REVENUE:	<u>\$ 3,532</u>	<u>\$ 3,596</u>	<u>\$ 3,500</u>	<u>\$ 3,519</u>	<u>\$ 3,519</u>	<u>\$ 3,500</u>	<u>\$ -</u>	<u>0.00%</u>
EXPENDITURES:								
5 Training Supplies	\$ -	\$ -	\$ 3,500	\$ -	\$ -	\$ -	\$ (3,500)	-100.00%
6 LEOSE Expenses	3,000	-	-	5,000	5,000	5,000	5,000	0.00%
7 LEAD Expenses	-	-	-	-	-	-	-	0.00%
8 Blue Santa Expenses	-	-	-	-	-	-	-	0.00%
TOTAL EXPENDITURES:	<u>\$ 3,000</u>	<u>\$ -</u>	<u>\$ 3,500</u>	<u>\$ 5,000</u>	<u>\$ 5,000</u>	<u>\$ 5,000</u>	<u>\$ 1,500</u>	<u>42.86%</u>
TOTAL REVENUE & TRANSFERS-IN IN EXCESS (DEFICIT) OVER EXPENDITURES	<u>\$ 532</u>	<u>\$ 3,596</u>	<u>\$ -</u>	<u>\$ (1,481)</u>	<u>\$ (1,481)</u>	<u>\$ (1,500)</u>	<u>\$ (1,500)</u>	
ESTIMATED ENDING FUND BALANCE	<u>\$ 17,557</u>	<u>\$ 21,154</u>	<u>\$ 21,154</u>	<u>\$ 19,673</u>	<u>\$ 19,673</u>	<u>\$ 18,173</u>		

City of Kyle, Texas
FY 2020-2021 Proposed Budget: Line Item Detail
HOTEL OCCUPANCY FUND (1350)

	<u>Actual</u> <u>2017-18</u>	<u>Actual</u> <u>2018-19</u>	<u>Approved</u> <u>Budget</u> <u>2019-20</u>	<u>Year to Date</u> <u>w/Encumbrance</u> <u>6/30/2020</u>	<u>Current Year</u> <u>Estimate</u> <u>2019-20</u>	<u>CM Proposed</u> <u>Budget</u> <u>2020-21</u>	<u>Proposed \$</u> <u>Increase(Decrease)</u> <u>From FY 2019-20</u> <u>Approved Budget</u>	<u>Proposed %</u> <u>Increase(Decrease)</u> <u>From FY 2019-20</u> <u>Approved Budget</u>
BEGINNING FUND BALANCE (AUDITED)	\$ 14,844	\$ 288,936	\$ 347,538	\$ 347,538	\$ 347,538	\$ 243,240		
Line No.								
REVENUE:								
Taxes and Other Income								
1 Hotel/Motel Occupancy Tax	\$ 353,238	\$ 416,428	\$ 350,500	\$ 148,614	\$ 175,250	\$ 225,000	\$ (125,500)	-35.81%
2 Investment Income	455	-	-	-	-	-	-	0.00%
3 Refunds and Reimbursement	-	-	-	-	-	-	-	0.00%
4 Transfer In - General Fund	-	-	-	-	-	-	-	0.00%
Total Taxes and Other Income	<u>\$ 353,694</u>	<u>\$ 416,428</u>	<u>\$ 350,500</u>	<u>\$ 148,614</u>	<u>\$ 175,250</u>	<u>\$ 225,000</u>	<u>\$ (125,500)</u>	<u>-35.81%</u>
Special Events								
5 Kyle Field Day	\$ -	\$ -	\$ -	\$ -	\$ -	\$ -	\$ -	0.00%
6 Kyle Hogwash	-	-	-	-	-	-	-	0.00%
7 Hops & Jalapenos	-	-	-	-	-	-	-	0.00%
8 Special Events	-	-	-	-	-	-	-	0.00%
9 Pie in the Sky	1,420	-	-	-	-	-	-	0.00%
10 Electronic Pmt Processing Fee	-	-	-	-	-	-	-	0.00%
Total Special Events Revenue	<u>\$ 1,420</u>	<u>\$ -</u>	<u>\$ -</u>	<u>\$ -</u>	<u>\$ -</u>	<u>\$ -</u>	<u>\$ -</u>	<u>0.00%</u>
TOTAL REVENUE:	<u>\$ 355,114</u>	<u>\$ 416,428</u>	<u>\$ 350,500</u>	<u>\$ 148,614</u>	<u>\$ 175,250</u>	<u>\$ 225,000</u>	<u>\$ (125,500)</u>	<u>-35.81%</u>
EXPENDITURES:								
Hotel Tax Expenses								
11 Transfer Out - General Fund	\$ -	\$ 311,576	\$ 221,714	\$ 161,035	\$ 221,714	\$ 234,064	\$ 12,351	5.57%
12 Transfer Out - Debt Service	-	-	-	-	-	-	-	0.00%
13 Transfer Out - G/F CIP Projects	-	-	-	-	-	-	-	0.00%
14 Community Events	-	-	5,000	-	5,000	5,000	-	0.00%
15 Tourism Marketing (GSMP)	20,000	20,000	20,000	-	20,000	20,000	-	0.00%
16 Consultant Svc-Hotel Mkt Study	-	-	25,000	-	25,000	-	(25,000)	-100.00%
17 Historic Water Tower	-	-	-	-	-	-	-	0.00%
18 Tourism Program Services	61,000	26,250	-	7,834	7,834	-	-	0.00%
Total Hotel Tax Expenses	<u>\$ 81,000</u>	<u>\$ 357,826</u>	<u>\$ 271,714</u>	<u>\$ 168,869</u>	<u>\$ 279,548</u>	<u>\$ 259,064</u>	<u>\$ (12,650)</u>	<u>-4.66%</u>
Special Events								
19 Kyle Field Day	\$ 22	\$ -	\$ -	\$ -	\$ -	\$ -	\$ -	0.00%
20 Kyle Hogwash	-	-	-	-	-	-	-	0.00%
21 Special Events	-	-	-	-	-	-	-	0.00%
22 Hops & Jalapenos	-	-	-	-	-	-	-	0.00%
23 Kyle Pie in the Sky	-	-	-	-	-	-	-	0.00%
24 Legal Services	-	-	-	-	-	-	-	0.00%
25 Credit Card Fees	-	-	-	-	-	-	-	0.00%
Total Special Events	<u>\$ 22</u>	<u>\$ -</u>	<u>\$ -</u>	<u>\$ -</u>	<u>\$ -</u>	<u>\$ -</u>	<u>\$ -</u>	<u>0.00%</u>
TOTAL EXPENDITURES:	<u>\$ 81,022</u>	<u>\$ 357,826</u>	<u>\$ 271,714</u>	<u>\$ 168,869</u>	<u>\$ 279,548</u>	<u>\$ 259,064</u>	<u>\$ (12,650)</u>	<u>-4.66%</u>
TOTAL REVENUE & TRANSFERS-IN IN EXCESS (DEFICIT) OVER EXPENDITURES	<u>\$ 274,092</u>	<u>\$ 58,602</u>	<u>\$ 78,787</u>	<u>\$ (20,255)</u>	<u>\$ (104,298)</u>	<u>\$ (34,064)</u>	<u>\$ (112,851)</u>	
ESTIMATED ENDING FUND BALANCE	<u>\$ 288,936</u>	<u>\$ 347,538</u>	<u>\$ 426,324</u>	<u>\$ 327,283</u>	<u>\$ 243,240</u>	<u>\$ 209,176</u>		

City of Kyle, Texas
FY 2020-2021 Proposed Budget: Line Item Detail
COURT SPECIAL REVENUE TECHNOLOGY FUND (1400)

	<u>Actual 2017-18</u>	<u>Actual 2018-19</u>	<u>Approved Budget 2019-20</u>	<u>Year to Date w/Encumbrance 6/30/2020</u>	<u>Current Year Estimate 2019-20</u>	<u>CM Proposed Budget 2020-21</u>	<u>Proposed \$ Increase(Decrease) From FY 2019-20 Approved Budget</u>	<u>Proposed % Increase(Decrease) From FY 2019-20 Approved Budget</u>
BEGINNING FUND BALANCE (AUDITED)	\$ 92,523	\$ 48,237	\$ 8,095	\$ 8,095	\$ 8,095	\$ (2,605)		
Line No.								
REVENUE:								
1 Technology Fee	\$ 17,268	\$ 20,287	\$ 15,500	\$ 11,738	\$ 13,000	\$ 15,500	\$ -	0.00%
TOTAL REVENUE:	\$ 17,268	\$ 20,287	\$ 15,500	\$ 11,738	\$ 13,000	\$ 15,500	\$ -	0.00%
EXPENDITURES:								
Technology Expenses								
2 Office Equipment Rental	\$ 2,017	\$ 3,436	\$ 2,500	\$ (1,253)	\$ 900	\$ 2,500	\$ -	0.00%
3 IT Service Maint/License Fees	-	-	-	-	-	-	-	0.00%
4 IT Online Services	34,532	34,133	-	-	-	-	-	0.00%
2. Contractual Services	\$ 36,549	\$ 37,569	\$ 2,500	\$ (1,253)	\$ 900	\$ 2,500	\$ -	0.00%
5 Computer Hardware	\$ -	\$ -	\$ -	\$ -	\$ -	\$ 5,000	\$ 5,000	0.00%
6 Computer Software	-	-	-	-	-	-	-	0.00%
7 Instruments/Apparatus	-	-	-	-	-	-	-	0.00%
8 General Electronic Equipment	-	-	-	-	-	-	-	0.00%
9 Other Office Equipment	-	-	-	-	-	-	-	0.00%
3. Commodities	\$ -	\$ -	\$ -	\$ -	\$ -	\$ 5,000	\$ 5,000	0.00%
10 Transfer Out - General Fund	\$ 25,005	\$ 22,860	\$ 22,800	\$ 17,100	\$ 22,800	\$ -	\$ (22,800)	-100.00%
7. Transfers	\$ 25,005	\$ 22,860	\$ 22,800	\$ 17,100	\$ 22,800	\$ -	\$ (22,800)	-100.00%
TOTAL EXPENDITURES & TRANSFERS OUT:	\$ 61,554	\$ 60,429	\$ 25,300	\$ 15,847	\$ 23,700	\$ 7,500	\$ (17,800)	-70.36%
TOTAL REVENUE & TRANSFERS-IN IN EXCESS (DEFICIT) OVER EXPENDITURES	\$ (44,286)	\$ (40,142)	\$ (9,800)	\$ (4,109)	\$ (10,700)	\$ 8,000	\$ 17,800	
ESTIMATED ENDING FUND BALANCE	\$ 48,237	\$ 8,095	\$ (1,705)	\$ 3,986	\$ (2,605)	\$ 5,395		

City of Kyle, Texas
FY 2020-2021 Proposed Budget: Line Item Detail
COURT SPECIAL REVENUE SECURITY FUND (1410)

	<u>Actual 2017-18</u>	<u>Actual 2018-19</u>	<u>Approved Budget 2019-20</u>	<u>Year to Date w/Encumbrance 6/30/2020</u>	<u>Current Year Estimate 2019-20</u>	<u>CM Proposed Budget 2020-21</u>	<u>Proposed \$ Increase(Decrease) From FY 2019-20 Approved Budget</u>	<u>Proposed % Increase(Decrease) From FY 2019-20 Approved Budget</u>
BEGINNING FUND BALANCE (AUDITED)	\$ 45,293	\$ 4,955	\$ 19,914	\$ 19,914	\$ 19,914	\$ 2,860		
Line No.								
REVENUE:								
1 Security Fee	\$ 12,951	\$ 15,209	\$ 10,000	\$ 10,085	\$ 13,446	\$ 15,000	\$ 5,000	50.00%
2 Transfer In - CSR Judicial Training	-	-	-	-	-	13,000	13,000	0.00%
TOTAL REVENUE:	<u>\$ 12,951</u>	<u>\$ 15,209</u>	<u>\$ 10,000</u>	<u>\$ 10,085</u>	<u>\$ 13,446</u>	<u>\$ 28,000</u>	<u>\$ 18,000</u>	<u>180.00%</u>
EXPENDITURES:								
Security Expenses								
3 Travel - Training & Conferences	\$ 250	\$ 250	\$ -	\$ -	\$ -	\$ -	\$ -	0.00%
4 Other Contract Services	-	-	-	-	-	-	-	0.00%
2. Contractual Services	<u>\$ 250</u>	<u>\$ 250</u>	<u>\$ -</u>	<u>\$ -</u>	<u>\$ -</u>	<u>\$ -</u>	<u>\$ -</u>	<u>0.00%</u>
5 General Electronic Equipment	\$ 33,039	\$ -	\$ -	\$ -	\$ -	\$ -	\$ -	0.00%
3. Commodities	<u>\$ 33,039</u>	<u>\$ -</u>	<u>\$ -</u>	<u>\$ -</u>	<u>\$ -</u>	<u>\$ -</u>	<u>\$ -</u>	<u>0.00%</u>
6 Computer Equipment	\$ -	\$ -	\$ -	\$ -	\$ -	\$ -	\$ -	0.00%
7 Capital Improvements - Construction	-	-	-	-	-	-	-	0.00%
6. Non-CIP Capital Outlay	<u>\$ -</u>	<u>\$ -</u>	<u>\$ -</u>	<u>\$ -</u>	<u>\$ -</u>	<u>\$ -</u>	<u>\$ -</u>	<u>0.00%</u>
8 Transfer Out - GF	\$ 20,000	\$ -	\$ 30,500	\$ 22,875	\$ 30,500	\$ 30,500	\$ -	0.00%
7. Transfers	<u>\$ 20,000</u>	<u>\$ -</u>	<u>\$ 30,500</u>	<u>\$ 22,875</u>	<u>\$ 30,500</u>	<u>\$ 30,500</u>	<u>\$ -</u>	<u>0.00%</u>
TOTAL EXPENDITURES & TRANSFERS OUT:	<u>\$ 53,289</u>	<u>\$ 250</u>	<u>\$ 30,500</u>	<u>\$ 22,875</u>	<u>\$ 30,500</u>	<u>\$ 30,500</u>	<u>\$ -</u>	<u>0.00%</u>
TOTAL REVENUE & TRANSFERS-IN IN EXCESS (DEFICIT) OVER EXPENDITURES	<u>\$ (40,338)</u>	<u>\$ 14,959</u>	<u>\$ (20,500)</u>	<u>\$ (12,790)</u>	<u>\$ (17,054)</u>	<u>\$ (2,500)</u>	<u>\$ 18,000</u>	
ESTIMATED ENDING FUND BALANCE	<u>\$ 4,955</u>	<u>\$ 19,914</u>	<u>\$ (586)</u>	<u>\$ 7,124</u>	<u>\$ 2,860</u>	<u>\$ 360</u>		

City of Kyle, Texas
FY 2020-2021 Proposed Budget: Line Item Detail
COURT SPECIAL REVENUE JUDICIAL TRAINING FUND (1420)

	<u>Actual 2017-18</u>	<u>Actual 2018-19</u>	<u>Approved Budget 2019-20</u>	<u>Year to Date w/Encumbrance 6/30/2020</u>	<u>Current Year Estimate 2019-20</u>	<u>CM Proposed Budget 2020-21</u>	<u>Proposed \$ Increase(Decrease) From FY 2019-20 Approved Budget</u>	<u>Proposed % Increase(Decrease) From FY 2019-20 Approved Budget</u>
BEGINNING FUND BALANCE (AUDITED)	\$ 25,962	\$ 28,449	\$ 29,922	\$ 29,922	\$ 29,922	\$ 31,422		
Line No.								
REVENUE:								
1 Judicial Training Fee	\$ 2,487	\$ 2,973	\$ 2,000	\$ 1,333	\$ 1,500	\$ 2,000	\$ -	0.00%
TOTAL REVENUE:	\$ 2,487	\$ 2,973	\$ 2,000	\$ 1,333	\$ 1,500	\$ 2,000	\$ -	0.00%
EXPENDITURES:								
Training Expenses								
2 Travel-Training & Conferences	\$ -	\$ 1,500	\$ 1,500	\$ -	\$ -	\$ 1,500	\$ -	0.00%
3 Training Supplies	-	-	-	-	-	-	-	0.00%
4 Transfer Out - CSR Security	-	-	-	-	-	13,000	13,000	0.00%
TOTAL EXPENDITURES & TRANSFERS OUT:	\$ -	\$ 1,500	\$ 1,500	\$ -	\$ -	\$ 14,500	\$ 13,000	866.67%
TOTAL REVENUE & TRANSFERS-IN IN EXCESS (DEFICIT) OVER EXPENDITURES	\$ 2,487	\$ 1,473	\$ 500	\$ 1,333	\$ 1,500	\$ (12,500)	\$ (13,000)	
ESTIMATED ENDING FUND BALANCE	\$ 28,449	\$ 29,922	\$ 30,422	\$ 31,255	\$ 31,422	\$ 18,922		

City of Kyle, Texas
FY 2020-2021 Proposed Budget: Line Item Detail
COURT SPECIAL REVENUE CHILD SAFETY FUND (1430)

Line No.	Actual 2017-18	Actual 2018-19	Approved Budget 2019-20	Year to Date w/Encumbrance 6/30/2020	Current Year Estimate 2019-20	CM Proposed Budget 2020-21	Proposed \$ Increase(Decrease) From FY 2019-20 Approved Budget	Proposed % Increase(Decrease) From FY 2019-20 Approved Budget
BEGINNING FUND BALANCE (AUDITED)	\$ 21,561	\$ 22,108	\$ 23,794	\$ 23,794	\$ 23,794	\$ 25,694		
REVENUE:								
1 Child Safety Fee	\$ 547	\$ 1,686	\$ 500	\$ 1,425	\$ 1,900	\$ 500	\$ -	0.00%
TOTAL REVENUE:	<u>\$ 547</u>	<u>\$ 1,686</u>	<u>\$ 500</u>	<u>\$ 1,425</u>	<u>\$ 1,900</u>	<u>\$ 500</u>	<u>\$ -</u>	<u>0.00%</u>
EXPENDITURES:								
Child Safety Expenses								
TOTAL EXPENDITURES & TRANSFERS OUT:	<u>\$ -</u>	<u>\$ -</u>	<u>\$ -</u>	<u>\$ -</u>	<u>\$ -</u>	<u>\$ -</u>	<u>\$ -</u>	<u>0.00%</u>
TOTAL REVENUE & TRANSFERS-IN IN EXCESS (DEFICIT) OVER EXPENDITURES	<u>\$ 547</u>	<u>\$ 1,686</u>	<u>\$ 500</u>	<u>\$ 1,425</u>	<u>\$ 1,900</u>	<u>\$ 500</u>	<u>\$ -</u>	
ESTIMATED ENDING FUND BALANCE	<u>\$ 22,108</u>	<u>\$ 23,794</u>	<u>\$ 24,294</u>	<u>\$ 25,219</u>	<u>\$ 25,694</u>	<u>\$ 26,194</u>		

City of Kyle, Texas
FY 2020-2021 Proposed Budget: Line Item Detail
DEBT SERVICE FUND (1510)

	<u>Actual 2017-18</u>	<u>Actual 2018-19</u>	<u>Approved Budget 2019-20</u>	<u>Year to Date w/Encumbrance 6/30/2020</u>	<u>Current Year Estimate 2019-20</u>	<u>CM Proposed Budget 2020-21</u>	<u>Proposed \$ Increase(Decrease) From FY 2019-20 Approved Budget</u>	<u>Proposed % Increase(Decrease) From FY 2019-20 Approved Budget</u>
BEGINNING FUND BALANCE (AUDITED)	\$ 1,943,172	\$ 3,429,369	\$ 334,569	\$ 334,569	334,569	\$ 398,985		
Line No.								
REVENUE:								
Property Taxes								
1 Property Taxes - Current	\$ 7,727,782	\$ 7,571,159	\$ 7,200,000	\$ 7,453,456	\$ 7,453,456	\$ 6,890,550	\$ (309,450)	-4.30%
2 Property Taxes - Delinquent	22,494	31,837	20,000	22,791	22,791	25,000	5,000	25.00%
3 Property Taxes - Rollbacks	32,713	53,693	20,000	37,011	37,011	35,000	15,000	75.00%
4 Property Taxes - P & I	27,395	29,235	20,000	19,201	19,201	25,000	5,000	25.00%
Total Property Taxes	<u>\$ 7,810,383</u>	<u>\$ 7,685,924</u>	<u>\$ 7,260,000</u>	<u>\$ 7,532,458</u>	<u>\$ 7,532,458</u>	<u>\$ 6,975,550</u>	<u>\$ (284,450)</u>	<u>-3.92%</u>
Investment Income & Other								
5 Investment Income	\$ 132,892	\$ -	\$ -	\$ -	\$ -	\$ -	\$ -	0.00%
6 Claims and Reimbursement	-	-	-	-	-	-	-	0.00%
7 Refunds	-	-	-	-	-	-	-	0.00%
Total Investment Income & Other	<u>\$ 132,892</u>	<u>\$ -</u>	<u>\$ -</u>	<u>\$ -</u>	<u>\$ -</u>	<u>\$ -</u>	<u>\$ -</u>	<u>0.00%</u>
Transfer In								
8 Transfer In - Utility Operating	\$ -	\$ -	\$ -	\$ -	\$ -	\$ -	\$ -	0.00%
9 Transfer In - HOT Fund	-	-	-	-	-	-	-	0.00%
10 Transfer In - Water Operating	328,105	234,274	234,217	175,663	234,217	254,551	20,334	8.68%
11 Transfer In - Wastewater Operating	911,295	37,026	1,127,017	845,263	1,127,017	1,696,664	569,648	50.54%
12 Transfer In - 2007 CO Bond Fund	-	-	-	-	-	-	-	0.00%
13 Transfer In - 2008 CO Bond Fund	-	-	-	-	-	-	-	0.00%
14 Transfer In - 2009 Tax Notes	-	-	-	-	-	-	-	0.00%
15 Transfer In - 2010 CO Bond Fund	-	-	-	-	-	-	-	0.00%
Total Transfer In	<u>\$ 1,239,400</u>	<u>\$ 271,300</u>	<u>\$ 1,361,234</u>	<u>\$ 1,020,926</u>	<u>\$ 1,361,234</u>	<u>\$ 1,951,216</u>	<u>\$ 589,982</u>	<u>43.34%</u>
TOTAL REVENUE AND TRANSFERS IN:	<u>\$ 9,182,675</u>	<u>\$ 7,957,224</u>	<u>\$ 8,621,234</u>	<u>\$ 8,553,384</u>	<u>\$ 8,893,692</u>	<u>\$ 8,926,766</u>	<u>\$ 305,532</u>	<u>3.54%</u>

	Actual 2017-18	Actual 2018-19	Approved Budget 2019-20	Year to Date w/Encumbrance 6/30/2020	Current Year Estimate 2019-20	CM Proposed Budget 2020-21	Proposed \$ Increase(Decrease) From FY 2019-20 Approved Budget	Proposed % Increase(Decrease) From FY 2019-20 Approved Budget	
EXPENDITURES:									
16	Bank Charges/Paying Agent Fees	\$ 3,150	\$ 2,700	\$ -	\$ 1,400	\$ 3,500	\$ -	\$ -	0.00%
17	Svcs-Continuing DisclosureRptg	-	-	-	-	-	-	-	0.00%
18	2000 Series CO Interest	-	-	-	-	-	-	-	0.00%
19	2002 Series CO Interest	-	-	-	-	-	-	-	0.00%
20	2003 Series CO Interest	-	-	-	-	-	-	-	0.00%
21	2007 Series CO Interest	-	-	-	-	-	-	-	0.00%
22	2008 Series CO Interest	26,250	-	-	-	-	-	-	0.00%
23	2009 Tax Notes Interest	-	-	-	-	-	-	-	0.00%
24	2009 GO Refunding Int	10,515	6,977	3,294	2,586	3,294	1,286	(2,008)	-60.96%
25	2010 Series CO Interest	119,323	113,323	107,023	53,511	107,023	100,423	(6,600)	-6.17%
26	2011 GO Refunding Interest	67,323	59,210	50,810	25,405	50,810	42,130	(8,680)	-17.08%
27	2013 GO Refunding Interest	41,485	39,754	37,979	18,990	37,979	36,159	(1,820)	-4.79%
28	2013 Series GO Interest	200,748	192,348	183,548	91,774	183,548	174,348	(9,200)	-5.01%
29	2014 Tax Notes Interest	19,600	14,150	8,600	5,700	8,600	2,900	(5,700)	-66.28%
30	2014 GO Refunding Interest	278,800	278,800	278,800	139,400	278,800	278,800	-	0.00%
31	2015 GO and Refunding Interest	1,563,050	1,499,050	1,403,250	701,625	1,403,250	1,303,650	(99,600)	-7.10%
32	2016 GO Refunding Interest	104,819	104,819	104,820	52,410	104,820	98,658	(6,162)	-5.88%
33	2017 Series CO Interest	-	-	-	-	-	-	-	0.00%
34	2020 Series CO Interest	-	-	370,700	-	370,700	340,000	(30,700)	-8.28%
35	2000 Series CO Principal	-	-	-	-	-	-	-	0.00%
36	2002 Series CO Principal	-	-	-	-	-	-	-	0.00%
37	2003 Series CO Principal	-	-	-	-	-	-	-	0.00%
38	2007 Series CO Principal	-	-	-	-	-	-	-	0.00%
39	2008 Series CO Principal	700,000	-	-	-	-	-	-	0.00%
40	2009 Tax Notes Principal	-	-	-	-	-	-	-	0.00%
41	2009 GO Refunding Principal	86,638	90,263	93,888	93,888	93,888	6,525	(87,363)	-93.05%
42	2010 Series CO Principal	200,000	210,000	220,000	-	220,000	230,000	10,000	4.55%
43	2011 GO Refunding Principal	295,000	300,000	310,000	-	310,000	315,000	5,000	1.61%
44	2013 GO Refunding Principal	57,673	59,177	60,682	-	60,682	62,688	2,006	3.31%
45	2013 Series GO Principal	210,000	220,000	230,000	-	230,000	240,000	10,000	4.35%
46	2014 Tax Notes Principal	270,000	275,000	280,000	280,000	280,000	290,000	10,000	3.57%
47	2014 GO Refunding Principal	-	-	-	-	-	-	-	0.00%
48	2015 GO and Refunding Principal	1,600,000	2,395,000	2,490,000	-	2,490,000	2,735,001	245,001	9.84%
49	2016 GO Refunding Principal	-	-	-	-	-	410,729	410,729	0.00%
50	2017 Series CO Principal	-	-	-	-	-	-	-	0.00%
51	2020 Series CO Principal	-	-	719,700	-	719,700	1,316,869	597,169	82.97%
52	2020 Estimated Refunding Costs	-	-	-	-	200,000	-	-	0.00%
2. Contractual Services		\$ 5,854,371	\$ 5,860,570	\$ 6,953,094	\$ 1,466,688	\$ 7,156,594	\$ 7,985,166	\$ 1,032,072	14.84%
52	Interfund Transfers Out	\$ -	\$ -	\$ -	\$ -	\$ -	\$ -	\$ -	0.00%
53	Transfer Out - TIRZ	1,842,106	1,691,454	1,610,651	1,207,988	1,610,651	1,132,620	(478,031)	-29.68%
54	Transfer Out - 2019 CO Bond Fund	-	3,500,000	-	-	-	-	-	0.00%
55	Transfer Out - TIRZ #2	-	-	62,032	46,524	62,032	139,800	77,768	125.37%
56	Transfer Out - WW Impact	-	-	-	-	-	-	-	0.00%
7. Transfers		\$ 1,842,106	\$ 5,191,454	\$ 1,672,683	\$ 1,254,512	\$ 1,672,683	\$ 1,272,420	\$ (400,263)	-23.93%
TOTAL EXPENDITURES:		\$ 7,696,477	\$ 11,052,024	\$ 8,625,777	\$ 2,721,200	\$ 8,829,277	\$ 9,257,586	\$ 631,809	7.32%
TOTAL REVENUE & TRANSFERS-IN IN EXCESS (DEFICIT) OVER EXPENDITURES		\$ 1,486,198	\$ (3,094,800)	\$ (4,543)	\$ 5,832,184	\$ 64,415	\$ (330,820)	\$ (326,277)	
ESTIMATED ENDING FUND BALANCE		\$ 3,429,369	\$ 334,569	\$ 330,026	\$ 6,166,753	\$ 398,985	\$ 68,165		

City of Kyle, Texas
FY 2020-2021 Proposed Budget: Line Item Detail
TIRZ LOAN I & S FUND (1520)

	<u>Actual 2017-18</u>	<u>Actual 2018-19</u>	<u>Approved Budget 2019-20</u>	<u>Year to Date w/Encumbrance 6/30/2020</u>	<u>Current Year Estimate 2019-20</u>	<u>CM Proposed Budget 2020-21</u>	<u>Proposed \$ Increase(Decrease) From FY 2019-20 Approved Budget</u>	<u>Proposed % Increase(Decrease) From FY 2019-20 Approved Budget</u>
BEGINNING FUND BALANCE (AUDITED)	\$ 96,382	\$ 117,145	\$ 95,848	\$ 95,848	\$ 95,848	\$ 57,799		
Line No.								
REVENUE:								
Property Taxes								
1 Property Taxes - Current	\$ -	\$ -	\$ -	\$ -	\$ -	\$ -	\$ -	0.00%
2 Property Taxes- County TIRZ/TIF	488,166	595,847	600,000	656,727	656,727	675,000	75,000	12.50%
Total Property Taxes	<u>\$ 488,166</u>	<u>\$ 595,847</u>	<u>\$ 600,000</u>	<u>\$ 656,727</u>	<u>\$ 656,727</u>	<u>\$ 675,000</u>	<u>\$ 75,000</u>	<u>12.50%</u>
Investment Income								
3 Investment Income	\$ -	\$ -	\$ -	\$ -	\$ -	\$ -	\$ -	0.00%
Total Investment Income	<u>\$ -</u>	<u>\$ -</u>	<u>\$ -</u>	<u>\$ -</u>	<u>\$ -</u>	<u>\$ -</u>	<u>\$ -</u>	<u>0.00%</u>
Transfer In								
4 Transfer In - I & S Fund	\$ 1,842,106	\$ 1,691,454	\$ 1,610,651	\$ 1,207,988	\$ 1,610,651	\$ 1,132,620	\$ (478,031)	-29.68%
Total Transfer In	<u>\$ 1,842,106</u>	<u>\$ 1,691,454</u>	<u>\$ 1,610,651</u>	<u>\$ 1,207,988</u>	<u>\$ 1,610,651</u>	<u>\$ 1,132,620</u>	<u>\$ (478,031)</u>	<u>-29.68%</u>
TOTAL REVENUE AND TRANSFERS IN:	<u>\$ 2,330,272</u>	<u>\$ 2,287,301</u>	<u>\$ 2,210,651</u>	<u>\$ 1,864,715</u>	<u>\$ 2,267,378</u>	<u>\$ 1,807,620</u>	<u>\$ (403,031)</u>	<u>-18.23%</u>
EXPENDITURES:								
5 2009 GO Refunding Interest	\$ 134,516	\$ 89,254	\$ 42,137	\$ 33,080	\$ 42,137	\$ 16,446	\$ (25,691)	-60.97%
6 2013 GO Refunding Interest	372,121.56	356,602	340,677	170,339	340,677	324,347	(16,330)	-4.79%
7 2016 GO Refunding Interest	177,180.60	177,181	177,181	88,590	177,181	166,767	(10,414)	-5.88%
8 2009 GO Refunding Principal	1,108,362.50	1,154,738	1,201,113	1,201,113	1,201,113	83,475	(1,117,638)	-93.05%
9 2013 GO Refunding Principal	517,328	530,823	544,319	-	544,319	562,313	17,994	3.31%
10 2016 GO Refunding Principal	-	-	-	-	-	694,272	694,272	0.00%
11 Bank Charges/Paying Agent Fees	-	-	-	-	-	-	-	0.00%
12 SIB Loan I Interest	-	-	-	-	-	-	-	0.00%
13 SIB Loan I Principal	-	-	-	-	-	-	-	0.00%
TOTAL EXPENDITURES:	<u>\$ 2,309,509</u>	<u>\$ 2,308,598</u>	<u>\$ 2,305,427</u>	<u>\$ 1,493,121</u>	<u>\$ 2,305,427</u>	<u>\$ 1,847,620</u>	<u>\$ (457,807)</u>	<u>-19.86%</u>
TOTAL REVENUE & TRANSFERS-IN IN EXCESS (DEFICIT) OVER EXPENDITURES	<u>\$ 20,763</u>	<u>\$ (21,297)</u>	<u>\$ (94,776)</u>	<u>\$ 371,594</u>	<u>\$ (38,049)</u>	<u>\$ (40,000)</u>	<u>\$ 54,776</u>	
ESTIMATED ENDING FUND BALANCE	<u>\$ 117,145</u>	<u>\$ 95,848</u>	<u>\$ 1,072</u>	<u>\$ 467,442</u>	<u>\$ 57,799</u>	<u>\$ 17,799</u>		

City of Kyle, Texas
FY 2020-2021 Proposed Budget: Line Item Detail
TIRZ #2 FUND (1530)

	<u>Actual 2017-18</u>	<u>Actual 2018-19</u>	<u>Approved Budget 2019-20</u>	<u>Year to Date w/Encumbrance 6/30/2020</u>	<u>Current Year Estimate 2019-20</u>	<u>CM Proposed Budget 2020-21</u>	<u>Proposed \$ Increase(Decrease) From FY 2019-20 Approved Budget</u>	<u>Proposed % Increase(Decrease) From FY 2019-20 Approved Budget</u>
BEGINNING FUND BALANCE (AUDITED)	\$ -	\$ -	\$ -	\$ -	\$ -	\$ (378,857)		
Line No.								
REVENUE:								
Property Taxes								
1 Property Taxes - County TIRZ/TIF	\$ -	\$ -	\$ 118,270	\$ 112,011	\$ 112,011	\$ 298,500	\$ 180,230	152.39%
Total Property Taxes	\$ -	\$ -	\$ 118,270	\$ 112,011	\$ 112,011	\$ 298,500	\$ 180,230	152.39%
Investment Income								
2 Investment Income	\$ -	\$ -	\$ -	\$ -	\$ -	\$ -	\$ -	0.00%
Total Investment Income	\$ -	\$ -	\$ -	\$ -	\$ -	\$ -	\$ -	0.00%
Transfer In								
3 Transfer In - General Fund	\$ -	\$ -	\$ 85,663	\$ 64,247	\$ 85,663	\$ 365,623	\$ 279,960	326.82%
4 Transfer In - I & S Fund	-	-	62,032	46,524	62,032	139,800	77,768	125.37%
5 Transfer In - WWTP Bond Fund	-	-	-	-	-	6,000,000	6,000,000	0.00%
Total Transfer In	\$ -	\$ -	\$ 147,695	\$ 110,771	\$ 147,695	\$ 6,505,423	\$ 6,357,728	4304.63%
TOTAL REVENUE AND TRANSFERS IN:	\$ -	\$ -	\$ 265,965	\$ 222,782	\$ 259,706	\$ 6,803,923	\$ 6,537,958	2458.20%
EXPENDITURES:								
6 Legal Services	\$ -	\$ -	\$ -	\$ 648	\$ 648	\$ 5,000	\$ 5,000	0.00%
7 Reimbursement to City General Fund	-	-	20,000	20,000	20,000	-	(20,000)	-100.00%
8 Budget Contingency	-	-	5,000	-	5,000	-	(5,000)	-100.00%
9 Landscaping/Groundskeeping	-	-	-	12,500	12,500	25,000	25,000	0.00%
10 General Administration	-	-	25,000	3,360	25,000	25,000	-	0.00%
11 Services - Consulting (Project & Finance Plan)	-	-	50,000	50,415	50,415	-	(50,000)	-100.00%
12 Architectural Services - Capital Outlay	-	-	-	525,000	525,000	-	-	0.00%
13 CIP - Uptown Central Park	-	-	-	-	-	3,648,250	3,648,250	0.00%
14 CIP - Uptown Cultural Trails	-	-	-	-	-	1,826,750	1,826,750	0.00%
TOTAL EXPENDITURES:	\$ -	\$ -	\$ 100,000	\$ 611,923	\$ 638,563	\$ 5,530,000	\$ 5,430,000	5430.00%
TOTAL REVENUE & TRANSFERS-IN IN EXCESS (DEFICIT) OVER EXPENDITURES	\$ -	\$ -	\$ 165,965	\$ (389,140)	\$ (378,857)	\$ 1,273,923	\$ 1,107,958	
ESTIMATED ENDING FUND BALANCE	\$ -	\$ -	\$ 165,965	\$ (389,140)	\$ (378,857)	\$ 895,066		

City of Kyle, Texas
FY 2020-2021 Proposed Budget: Line Item Detail
HEROES MEMORIAL FUND (1531)

	<u>Actual 2017-18</u>	<u>Actual 2018-19</u>	<u>Approved Budget 2019-20</u>	<u>Year to Date w/Encumbrance 6/30/2020</u>	<u>Current Year Estimate 2019-20</u>	<u>CM Proposed Budget 2020-21</u>	<u>Proposed \$ Increase(Decrease) From FY 2019-20 Approved Budget</u>	<u>Proposed % Increase(Decrease) From FY 2019-20 Approved Budget</u>
BEGINNING FUND BALANCE (AUDITED)	\$ -	\$ -	\$ -	\$ -	\$ -	\$ 250,000		
Line No.								
REVENUE:								
Investment Income & Other								
1 Investment Income	\$ -	\$ -	\$ -	\$ -	\$ -	\$ -	\$ -	0.00%
2 TDS Donations	-	-	750,000	750,000	750,000	-	(750,000)	-100.00%
3 Heroes Memorial Donations	-	-	-	-	-	-	-	0.00%
4 Transfer In - General Fund	-	-	-	-	-	1,750,000		
5 Transfer In - WWTP Bond Fund	-	-	-	-	-	2,500,000	2,500,000	0.00%
Total Investment Income & Other	\$ -	\$ -	\$ 750,000	\$ 750,000	\$ 750,000	\$ 4,250,000	\$ 1,750,000	233.33%
TOTAL REVENUE AND TRANSFERS IN:	\$ -	\$ -	\$ 750,000	\$ 750,000	\$ 750,000	\$ 4,250,000	\$ 1,750,000	233.33%
EXPENDITURES:								
Heroes Memorial								
6 Capital Improvements - Construction	\$ -	\$ -	\$ 250,000	\$ -	\$ -	\$ 4,500,000	\$ 4,250,000	1700.00%
7 Legal Services - Capital Outlay	-	-	100,000	-	-	-	(100,000)	-100.00%
8 Engineering Services - Capital Outlay	-	-	-	-	-	-	-	0.00%
9 Architectural Services - Capital Outlay	-	-	500,000	91,300	500,000	-	(500,000)	-100.00%
Total Heroes Memorial	\$ -	\$ -	\$ 850,000	\$ 91,300	\$ 500,000	\$ 4,500,000	\$ 3,650,000	429.41%
TOTAL EXPENDITURES:	\$ -	\$ -	\$ 850,000	\$ 91,300	\$ 500,000	\$ 4,500,000	\$ 3,650,000	429.41%
TOTAL REVENUE & TRANSFERS-IN IN EXCESS (DEFICIT) OVER EXPENDITURES	\$ -	\$ -	\$ (100,000)	\$ 658,700	\$ 250,000	\$ (250,000)	\$ (1,900,000)	
ESTIMATED ENDING FUND BALANCE	\$ -	\$ -	\$ (100,000)	\$ 658,700	\$ 250,000	\$ -		

City of Kyle, Texas
FY 2020-2021 Proposed Budget: Line Item Detail
CIP PARK DEVELOPMENT FUND (1720)

	<u>Actual 2017-18</u>	<u>Actual 2018-19</u>	<u>Approved Budget 2019-20</u>	<u>Year to Date w/Encumbrance 6/30/2020</u>	<u>Current Year Estimate 2019-20</u>	<u>CM Proposed Budget 2020-21</u>	<u>Proposed \$ Increase(Decrease) From FY 2019-20 Approved Budget</u>	<u>Proposed % Increase(Decrease) From FY 2019-20 Approved Budget</u>
BEGINNING FUND BALANCE (AUDITED)	\$ 683,771	\$ 1,235,123	\$ 1,480,708	\$ 1,480,708	\$ 1,480,708	\$ 1,602,972		
Line No.								
REVENUE:								
Park Development Fees								
1 Park Development Fees	\$ 567,410	\$ 641,787	\$ 375,000	\$ 1,224,450	\$ 1,224,450	\$ 750,000	\$ 375,000	100.00%
2 Revenue - Easement/ROW	-	-	-	-	-	-	-	0.00%
Total Park Development Fees	<u>\$ 567,410</u>	<u>\$ 641,787</u>	<u>\$ 375,000</u>	<u>\$ 1,224,450</u>	<u>\$ 1,224,450</u>	<u>\$ 750,000</u>	<u>\$ 375,000</u>	<u>100.00%</u>
Local Grants								
3 Hays County Support	\$ -	\$ -	\$ -	\$ -	\$ -	\$ -	\$ -	0.00%
Total Local Grants	<u>\$ -</u>	<u>\$ -</u>	<u>\$ -</u>	<u>\$ -</u>	<u>\$ -</u>	<u>\$ -</u>	<u>\$ -</u>	<u>0.00%</u>
Interest/Investment Income								
4 Investment Income	\$ -	\$ -	\$ -	\$ -	\$ -	\$ -	\$ -	0.00%
Total Interest/Investment Income	<u>\$ -</u>	<u>\$ -</u>	<u>\$ -</u>	<u>\$ -</u>	<u>\$ -</u>	<u>\$ -</u>	<u>\$ -</u>	<u>0.00%</u>
Other								
5 Donations - Parks	\$ -	\$ -	\$ -	\$ -	\$ -	\$ -	\$ -	0.00%
6 Transfer In - General Fund	-	-	-	-	-	-	-	0.00%
7 Transfer In - Hockey Rink Donations Fund	-	-	-	-	-	47,323	-	0.00%
Total Other	<u>\$ -</u>	<u>\$ -</u>	<u>\$ -</u>	<u>\$ -</u>	<u>\$ -</u>	<u>\$ 47,323</u>	<u>\$ -</u>	<u>0.00%</u>
TOTAL REVENUE AND TRANSFERS IN:	<u>\$ 567,410</u>	<u>\$ 641,787</u>	<u>\$ 375,000</u>	<u>\$ 1,224,450</u>	<u>\$ 1,224,450</u>	<u>\$ 797,323</u>	<u>\$ 375,000</u>	<u>100.00%</u>

	<u>Actual 2017-18</u>	<u>Actual 2018-19</u>	<u>Approved Budget 2019-20</u>	<u>Year to Date w/Encumbrance 6/30/2020</u>	<u>Current Year Estimate 2019-20</u>	<u>CM Proposed Budget 2020-21</u>	<u>Increase(Decrease) From FY 2019-20 Approved Budget</u>	<u>Increase(Decrease) From FY 2019-20 Approved Budget</u>
EXPENDITURES:								
Park Improvements								
8	\$ -	\$ -	\$ -	\$ -	\$ -	\$ -	\$ -	0.00%
9	-	-	-	-	-	-	-	0.00%
10	-	-	-	-	-	-	-	0.00%
11	-	-	-	-	-	-	-	0.00%
12	-	-	-	-	-	-	-	0.00%
13	-	-	64,000	62,186	62,186	-	(64,000)	-100.00%
14	-	-	-	-	-	-	-	0.00%
15	-	-	-	-	-	-	-	0.00%
16	-	-	-	-	-	-	-	0.00%
17	-	-	-	-	-	-	-	0.00%
18	-	-	-	-	-	-	-	0.00%
19	-	-	30,000	-	30,000	25,000	(5,000)	-16.67%
20	-	-	50,000	50,000	50,000	-	(50,000)	-100.00%
21	-	-	6,000	5,916	6,000	35,000	29,000	483.33%
22	-	-	28,500	51,255	28,500	-	(28,500)	-100.00%
23	-	-	28,000	34,701	28,000	-	(28,000)	-100.00%
24	-	-	-	-	-	-	-	0.00%
25	7,168	-	-	-	-	-	-	0.00%
26	-	-	625,000	9,000	625,000	-	(625,000)	-100.00%
27	8,890	95,071	-	-	-	215,000	215,000	0.00%
28	-	301,131	100,000	197,000	100,000	-	(100,000)	-100.00%
29	-	-	172,500	172,500	172,500	25,000	(147,500)	-85.51%
30	-	-	450,000	-	-	450,000	-	0.00%
31	-	-	-	-	-	35,000	35,000	0.00%
32	-	-	-	-	-	875,000	875,000	0.00%
33	-	-	-	-	-	20,000	20,000	0.00%
34	-	-	-	-	-	25,000	25,000	0.00%
Total Park Improvements	\$ 16,058	\$ 396,202	\$ 1,554,000	\$ 582,558	\$ 1,102,186	\$ 1,705,000	\$ 151,000	9.72%
Parks Swimming Pool								
35	\$ -	\$ -	\$ -	\$ -	\$ -	\$ -	\$ -	0.00%
Total Parks Swimming Pool	\$ -	\$ -	\$ -	\$ -	\$ -	\$ -	\$ -	0.00%
TOTAL EXPENDITURES:	\$ 16,058	\$ 396,202	\$ 1,554,000	\$ 582,558	\$ 1,102,186	\$ 1,705,000	\$ 151,000	9.72%
TOTAL REVENUE & TRANSFERS-IN IN EXCESS (DEFICIT) OVER EXPENDITURES	\$ 551,352	\$ 245,585	\$ (1,179,000)	\$ 641,892	\$ 122,264	\$ (907,677)	\$ 224,000	
ESTIMATED ENDING FUND BALANCE	\$ 1,235,123	\$ 1,480,708	\$ 301,708	\$ 2,122,600	\$ 1,602,972	\$ 695,295		

City of Kyle, Texas
FY 2020-2021 Proposed Budget: Line Item Detail
2008 CO BOND FUND (1840)

	<u>Actual 2017-18</u>	<u>Actual 2018-19</u>	<u>Approved Budget 2019-20</u>	<u>Year to Date w/Encumbrance 6/30/2020</u>	<u>Current Year Estimate 2019-20</u>	<u>CM Proposed Budget 2020-21</u>	<u>Proposed \$ Increase(Decrease) From FY 2019-20 Approved Budget</u>	<u>Proposed % Increase(Decrease) From FY 2019-20 Approved Budget</u>
BEGINNING FUND BALANCE (AUDITED)	\$ 1,412,278	\$ 1,391,720	\$ 1,391,720	\$ 1,391,720	\$ 1,391,720	\$ 1,391,720		
Line No.								
REVENUE:								
1 Assessments	\$ -	\$ -	\$ -	\$ -	\$ -	\$ -	\$ -	0.00%
2 Investment Income	3,010	-	-	-	-	-	-	0.00%
3 Claims and Reimbursements	-	-	-	-	-	-	-	0.00%
TOTAL REVENUE:	<u>\$ 3,010</u>	<u>\$ -</u>	<u>\$ -</u>	<u>\$ -</u>	<u>\$ -</u>	<u>\$ -</u>	<u>\$ -</u>	<u>0.00%</u>
EXPENDITURES:								
Transfers Out								
4 Interfund Transfers Out	\$ -	\$ -	\$ -	\$ -	\$ -	\$ -	\$ -	0.00%
Total Transfers Out	<u>\$ -</u>	<u>\$ -</u>	<u>\$ -</u>	<u>\$ -</u>	<u>\$ -</u>	<u>\$ -</u>	<u>\$ -</u>	<u>0.00%</u>
Bank Building								
5 Heating/Cooling Repairs	\$ -	\$ -	\$ -	\$ -	\$ -	\$ -	\$ -	0.00%
6 Engineering Services	-	-	-	-	-	-	-	0.00%
7 Sewer System Repairs	-	-	-	-	-	-	-	0.00%
8 Office Furniture (FF&E)	-	-	-	-	-	-	-	0.00%
9 Communication Equipment	-	-	-	-	-	-	-	0.00%
10 Computer Equipment	-	-	-	-	-	-	-	0.00%
11 Capital Improvements - Construction	8,000	-	-	-	-	-	-	0.00%
12 Building Improvements	15,568	-	-	-	-	-	-	0.00%
13 Inspection Services - Capital Outlay	-	-	-	-	-	-	-	0.00%
14 Engineering Services - Capital Outlay	-	-	-	-	-	-	-	0.00%
Total Bank Building	<u>\$ 23,568</u>	<u>\$ -</u>	<u>\$ -</u>	<u>\$ -</u>	<u>\$ -</u>	<u>\$ -</u>	<u>\$ -</u>	<u>0.00%</u>
Public Works Facility Develop.								
15 Trucks/Heavy Equipment Rental	\$ -	\$ -	\$ -	\$ -	\$ -	\$ -	\$ -	0.00%
16 Legal Services	-	-	-	-	-	-	-	0.00%
17 Engineering Services	-	-	-	-	-	-	-	0.00%
18 Trash Collection Service	-	-	-	-	-	-	-	0.00%
19 Office Furniture (FF&E)	-	-	-	-	-	-	-	0.00%
20 Waterline Construction	-	-	-	-	-	-	-	0.00%
21 Capital Improvements - Construction	-	-	-	-	-	-	-	0.00%
Total Public Works Facility Develop.	<u>\$ -</u>	<u>\$ -</u>	<u>\$ -</u>	<u>\$ -</u>	<u>\$ -</u>	<u>\$ -</u>	<u>\$ -</u>	<u>0.00%</u>
Park Improvements								
22 Building & Storage Facilities	\$ -	\$ -	\$ -	\$ -	\$ -	\$ -	\$ -	0.00%
Total Park Improvements	<u>\$ -</u>	<u>\$ -</u>	<u>\$ -</u>	<u>\$ -</u>	<u>\$ -</u>	<u>\$ -</u>	<u>\$ -</u>	<u>0.00%</u>
Road Upgrades-Dacy Ln Widening								
23 Capital Improvements - Construction	\$ -	\$ -	\$ -	\$ -	\$ -	\$ -	\$ -	0.00%
24 Legal Svc-Capital Outlay	-	-	-	-	-	-	-	0.00%
25 Engineering Services - Capital Outlay	-	-	-	-	-	-	-	0.00%
Total Road Upgrades-Dacy Ln Widening	<u>\$ -</u>	<u>\$ -</u>	<u>\$ -</u>	<u>\$ -</u>	<u>\$ -</u>	<u>\$ -</u>	<u>\$ -</u>	<u>0.00%</u>

	Actual 2017-18	Actual 2018-19	Approved Budget 2019-20	Year to Date w/Encumbrance 6/30/2020	Current Year Estimate 2019-20	CM Proposed Budget 2020-21	Proposed \$ Increase(Decrease) From FY 2019-20 Approved Budget	Proposed % Increase(Decrease) From FY 2019-20 Approved Budget
WW Improvements - Tenorio Addition								
26	\$ -	\$ -	\$ -	\$ -	\$ -	\$ -	\$ -	0.00%
27	-	-	-	-	-	-	-	0.00%
	\$ -	\$ -	\$ -	\$ -	\$ -	\$ -	\$ -	0.00%
IT Improvements								
28	\$ -	\$ -	\$ -	\$ -	\$ -	\$ -	\$ -	0.00%
29	-	-	-	-	-	-	-	0.00%
30	-	-	-	-	-	-	-	0.00%
31	-	-	-	-	-	-	-	0.00%
32	-	-	-	-	-	-	-	0.00%
	\$ -	\$ -	\$ -	\$ -	\$ -	\$ -	\$ -	0.00%
Traffic Signals								
33	\$ -	\$ -	\$ -	\$ -	\$ -	\$ -	\$ -	0.00%
	\$ -	\$ -	\$ -	\$ -	\$ -	\$ -	\$ -	0.00%
Extension of 1626								
34	\$ -	\$ -	\$ -	\$ -	-	-	-	0.00%
35	-	-	-	-	\$ -	\$ -	\$ -	0.00%
36	-	-	-	-	-	-	-	0.00%
37	-	-	-	-	-	-	-	0.00%
38	-	-	-	-	-	-	-	0.00%
39	-	-	-	-	-	-	-	0.00%
	\$ -	\$ -	\$ -	\$ -	\$ -	\$ -	\$ -	0.00%
Water Improvements								
40	\$ -	\$ -	\$ -	\$ -	\$ -	\$ -	\$ -	0.00%
41	-	-	-	-	-	-	-	0.00%
	\$ -	\$ -	\$ -	\$ -	\$ -	\$ -	\$ -	0.00%
Water Well #5								
42	\$ -	\$ -	\$ -	\$ -	\$ -	\$ -	\$ -	0.00%
43	-	-	-	-	-	-	-	0.00%
44	-	-	-	-	-	-	-	0.00%
	\$ -	\$ -	\$ -	\$ -	\$ -	\$ -	\$ -	0.00%
Utility Improvements								
45	\$ -	\$ -	\$ -	\$ -	\$ -	\$ -	\$ -	0.00%
46	-	-	-	-	-	-	-	0.00%
47	-	-	-	-	-	-	-	0.00%
48	-	-	-	-	-	-	-	0.00%
	\$ -	\$ -	\$ -	\$ -	\$ -	\$ -	\$ -	0.00%
Asset Valuation Study								
49	\$ -	\$ -	\$ -	\$ -	\$ -	\$ -	\$ -	0.00%
50	-	-	-	-	-	-	-	0.00%
	\$ -	\$ -	\$ -	\$ -	\$ -	\$ -	\$ -	0.00%

	Actual 2017-18	Actual 2018-19	Approved Budget 2019-20	Year to Date w/Encumbrance 6/30/2020	Current Year Estimate 2019-20	CM Proposed Budget 2020-21	Proposed \$ Increase(Decrease) From FY 2019-20 Approved Budget	Proposed % Increase(Decrease) From FY 2019-20 Approved Budget
RM 150 Realignment								
51	\$ -	\$ -	\$ -	\$ -	\$ -	\$ -	\$ -	0.00%
52	-	-	-	-	-	-	-	0.00%
53	-	-	-	-	-	-	-	0.00%
54	-	-	-	-	-	-	-	0.00%
55	-	-	-	-	-	-	-	0.00%
56	-	-	-	-	-	-	-	0.00%
Total RM 150 Realignment	\$ -	\$ -	\$ -	\$ -	\$ -	\$ -	\$ -	0.00%
WW Imprv-Tenorio Addition-Ph1B								
57	\$ -	\$ -	\$ -	\$ -	\$ -	\$ -	\$ -	0.00%
58	-	-	-	-	-	-	-	0.00%
59	-	-	-	-	-	-	-	0.00%
Total WW Imprv-Tenorio Addition-Ph1B	\$ -	\$ -	\$ -	\$ -	\$ -	\$ -	\$ -	0.00%
.75 MG Elevated Storage Tank								
60	\$ -	\$ -	\$ -	\$ -	\$ -	\$ -	\$ -	0.00%
61	-	-	-	-	-	-	-	0.00%
62	-	-	-	-	-	-	-	0.00%
Total .75 MG Elevated Storage Tank	\$ -	\$ -	\$ -	\$ -	\$ -	\$ -	\$ -	0.00%
Old Stagecoach Rd Ground Tank								
63	\$ -	\$ -	\$ -	\$ -	\$ -	\$ -	\$ -	0.00%
64	-	-	-	-	-	-	-	0.00%
65	-	-	-	-	-	-	-	0.00%
Total Old Stagecoach Rd Ground Tank	\$ -	\$ -	\$ -	\$ -	\$ -	\$ -	\$ -	0.00%
Yarrington Rd Ground Tank								
66	\$ -	\$ -	\$ -	\$ -	\$ -	\$ -	\$ -	0.00%
67	-	-	-	-	-	-	-	0.00%
68	-	-	-	-	-	-	-	0.00%
Total Yarrington Rd Ground Tank	\$ -	\$ -	\$ -	\$ -	\$ -	\$ -	\$ -	0.00%
Plum Creek 16" Waterline								
69	\$ -	\$ -	\$ -	\$ -	\$ -	\$ -	\$ -	0.00%
70	-	-	-	-	-	-	-	0.00%
Total Plum Creek 16" Waterline	\$ -	\$ -	\$ -	\$ -	\$ -	\$ -	\$ -	0.00%
TOTAL EXPENDITURES:	\$ 23,568	\$ -	\$ -	\$ -	\$ -	\$ -	\$ -	0.00%
TOTAL REVENUE & TRANSFERS-IN IN EXCESS (DEFICIT) OVER EXPENDITURES	\$ (20,558)	\$ -	\$ -	\$ -	\$ -	\$ -	\$ -	
ESTIMATED ENDING FUND BALANCE	\$ 1,391,720	\$ 1,391,720	\$ 1,391,720	\$ 1,391,720	\$ 1,391,720	\$ 1,391,720		

City of Kyle, Texas
FY 2020-2021 Proposed Budget: Line Item Detail
2015 GO BOND FUND (1920)

	<u>Actual 2017-18</u>	<u>Actual 2018-19</u>	<u>Approved Budget 2019-20</u>	<u>Year to Date w/Encumbrance 6/30/2020</u>	<u>Current Year Estimate 2019-20</u>	<u>CM Proposed Budget 2020-21</u>	<u>Proposed \$ Increase(Decrease) From FY 2019-20 Approved Budget</u>	<u>Proposed % Increase(Decrease) From FY 2019-20 Approved Budget</u>
BEGINNING FUND BALANCE (AUDITED)	\$ 16,772,244	\$ 15,248,827	\$ 8,217,235	\$ 8,217,235	\$ 8,217,235	\$ 518,012		
Line No.								
REVENUE:								
1 Investment Income	\$ -	\$ -	\$ -	\$ -	\$ -	\$ -	\$ -	0.00%
2 Bond Proceeds	-	-	-	-	-	-	-	0.00%
3 Bond Premium	-	-	-	-	-	-	-	0.00%
4 Transfer In - General Fund	-	-	-	-	-	-	-	0.00%
5 Transfer In - Water Operating	-	-	-	-	-	-	-	0.00%
6 Transfer In - Wastewater Operating	-	-	-	-	-	-	-	0.00%
7 Transfer In - Street Maintenance Fund	-	-	-	-	-	-	-	0.00%
8 Transfer In - 2013 CO Bond Fund	-	-	64,024	48,018	64,024	-	(64,024)	-133.33%
TOTAL REVENUE:	\$ -	\$ -	\$ 64,024	\$ 48,018	\$ 64,024	\$ -	\$ (64,024)	-133.33%
EXPENDITURES:								
Cost of Issuance								
9 Legal Services	\$ -	\$ -	\$ -	\$ -	\$ -	\$ -	\$ -	0.00%
10 Bank Charges/Paying Agent Fees	-	-	-	-	-	-	-	0.00%
11 Financial Consulting Services	-	-	-	-	-	-	-	0.00%
12 Underwriter's Discount	-	-	-	-	-	-	-	0.00%
Total Cost of Issuance	\$ -	\$ -	\$ -	\$ -	\$ -	\$ -	\$ -	0.00%
Bunton Creek Road Improvements								
13 County Recording Fees	\$ -	\$ -	\$ -	\$ -	\$ -	\$ -	\$ -	0.00%
14 Advertising	-	-	-	-	-	-	-	0.00%
15 Capital Improvements - Construction	384,741	1,553	-	-	-	-	-	0.00%
16 Easement & ROW Acquisition	(345)	-	-	-	-	-	-	0.00%
17 Legal Services - Capital Outlay	6,156	-	-	-	-	-	-	0.00%
18 Engineering Services - Capital Outlay	7,092	-	-	-	-	-	-	0.00%
Total Bunton Creek Road Improvements	\$ 397,643	\$ 1,553	\$ -	\$ -	\$ -	\$ -	\$ -	0.00%
North Burleson St Improvements								
19 Advertising	\$ 174	\$ -	\$ -	\$ -	\$ -	\$ -	\$ -	0.00%
20 Capital Improvements - Construction	310,242	4,667,007	2,845,915	2,877,569	2,877,569	250,000	(2,595,915)	-91.22%
21 Easement & ROW Acquisition	301,774	-	-	-	150,000	-	-	0.00%
22 Legal Services - Capital Outlay	35,420	-	-	263	263	-	-	0.00%
23 Engineering Services - Capital Outlay	88,416	246	21,215	52,469	52,469	-	(21,215)	-100.00%
Total North Burleson St Improvements	\$ 736,026	\$ 4,667,253	\$ 2,867,131	\$ 2,930,300	\$ 3,080,300	\$ 250,000	\$ (2,617,131)	-91.28%

	<u>Actual 2017-18</u>	<u>Actual 2018-19</u>	<u>Approved Budget 2019-20</u>	<u>Year to Date w/Encumbrance 6/30/2020</u>	<u>Current Year Estimate 2019-20</u>	<u>CM Proposed Budget 2020-21</u>	<u>Proposed \$ Increase(Decrease) From FY 2019-20 Approved Budget</u>	<u>Proposed % Increase(Decrease) From FY 2019-20 Approved Budget</u>
Goforth Rd Improvements								
24 Advertising	\$ -	\$ -	\$ -	\$ -	\$ -	\$ -	\$ -	0.00%
25 Capital Improvements - Construction	282,499	-	-	-	-	-	-	0.00%
26 Easement & ROW Acquisition	(578)	-	-	-	-	-	-	0.00%
27 Legal Services - Capital Outlay	6,156	-	-	-	-	-	-	0.00%
28 Engineering Services - Capital Outlay	8,158	-	-	-	-	-	-	0.00%
Total Goforth Rd Improvements	<u>\$ 296,234</u>	<u>\$ -</u>	<u>\$ -</u>	<u>\$ -</u>	<u>\$ -</u>	<u>\$ -</u>	<u>\$ -</u>	<u>0.00%</u>
Lehman Rd Improvements								
29 Advertising	\$ 126	\$ 126	\$ -	\$ -	\$ -	\$ -	\$ -	0.00%
30 Capital Improvements - Construction	19,702	2,214,821	4,651,872	4,651,872	4,651,872	250,000	(4,401,872)	-94.63%
31 Easement & ROW Acquisition	3,550	-	-	-	-	-	-	0.00%
32 Legal Services - Capital Outlay	-	-	-	875	875	-	-	0.00%
33 Engineering Services - Capital Outlay	70,135	147,840	943	30,199	30,199	-	(943)	-100.00%
Total Lehman Rd Improvements	<u>\$ 93,513</u>	<u>\$ 2,362,787</u>	<u>\$ 4,652,815</u>	<u>\$ 4,682,946</u>	<u>\$ 4,682,946</u>	<u>\$ 250,000</u>	<u>\$ (4,402,815)</u>	<u>-94.63%</u>
Marketplace Ave Improvements								
34 Capital Improvements - Construction	\$ -	\$ -	\$ -	\$ -	\$ -	\$ -	\$ -	0.00%
35 Easement & ROW Acquisition	-	-	-	-	-	-	-	0.00%
36 Legal Services - Capital Outlay	-	-	-	-	-	-	-	0.00%
Total Marketplace Ave Improvements	<u>\$ -</u>	<u>\$ -</u>	<u>\$ -</u>	<u>\$ -</u>	<u>\$ -</u>	<u>\$ -</u>	<u>\$ -</u>	<u>0.00%</u>
TOTAL EXPENDITURES:	<u>\$ 1,523,417</u>	<u>\$ 7,031,593</u>	<u>\$ 7,519,945</u>	<u>\$ 7,613,246</u>	<u>\$ 7,763,246</u>	<u>\$ 500,000</u>	<u>\$ (7,019,945)</u>	<u>-93.35%</u>
TOTAL REVENUE & TRANSFERS-IN IN EXCESS (DEFICIT) OVER EXPENDITURES	<u>\$ (1,523,417)</u>	<u>\$ (7,031,593)</u>	<u>\$ (7,455,921)</u>	<u>\$ (7,565,228)</u>	<u>\$ (7,699,222)</u>	<u>\$ (500,000)</u>	<u>\$ 6,955,921</u>	
ESTIMATED ENDING FUND BALANCE	<u>\$ 15,248,827</u>	<u>\$ 8,217,235</u>	<u>\$ 761,313</u>	<u>\$ 652,006</u>	<u>\$ 518,012</u>	<u>\$ 18,012</u>		

City of Kyle, Texas
FY 2020-2021 Proposed Budget: Line Item Detail
2020 CO BOND FUND (1950)

	<u>Actual 2017-18</u>	<u>Actual 2018-19</u>	<u>Approved Budget 2019-20</u>	<u>Year to Date w/Encumbrance 6/30/2020</u>	<u>Current Year Estimate 2019-20</u>	<u>CM Proposed Budget 2020-21</u>	<u>Proposed \$ Increase(Decrease) From FY 2019-20 Approved Budget</u>	<u>Proposed % Increase(Decrease) From FY 2019-20 Approved Budget</u>
BEGINNING FUND BALANCE (AUDITED)	\$ -	\$ 2,729,756	\$ 11,069,919	\$ 11,069,919	\$ 11,069,919	\$ 43,792,002		
Line No.								
REVENUE:								
1 Developer Contributions	\$ 2,746,790	\$ 200,000	\$ -	\$ -	\$ -	\$ -	\$ -	0.00%
2 Investment Income	-	-	-	-	-	-	-	0.00%
3 Bond Proceeds	-	-	14,500,000	28,330,000	28,330,000	-	(14,500,000)	-51.18%
4 Bond Premium	-	-	-	5,488,193	5,488,193	-	-	0.00%
5 Transfer In - General Fund	-	5,000,000	-	-	-	-	-	0.00%
6 Transfer In - Wastewater CIP	928,707	-	-	-	-	-	-	0.00%
7 Transfer In - I & S Fund	-	3,500,000	-	-	-	-	-	0.00%
8 Transfer In - Wastewater Operating	-	-	-	-	-	-	-	0.00%
TOTAL REVENUE:	<u>\$ 3,675,497</u>	<u>\$ 8,700,000</u>	<u>\$ 14,500,000</u>	<u>\$ 33,818,193</u>	<u>\$ 33,818,193</u>	<u>\$ -</u>	<u>\$ (14,500,000)</u>	<u>-100.00%</u>
EXPENDITURES:								
Transfer Out								
9 Transfer Out - TIRZ #2 Fund	\$ -	\$ -	-	\$ -	\$ -	\$ 6,000,000	\$ 6,000,000	0.00%
10 Transfer Out - Heroes Memorial Fund	-	-	-	-	-	2,500,000	2,500,000	0.00%
Total Transfer Out	<u>\$ -</u>	<u>\$ -</u>	<u>\$ -</u>	<u>\$ -</u>	<u>\$ -</u>	<u>\$ 8,500,000</u>	<u>\$ 8,500,000</u>	<u>0.00%</u>
Cost of Issuance								
11 Legal Services	\$ -	\$ -	\$ -	\$ -	\$ -	\$ -	\$ -	0.00%
12 Bank Charges/Paying Agent Fees	-	-	-	-	-	-	-	0.00%
13 Financial Consulting Services	-	-	-	-	-	-	-	0.00%
14 Underwriter's Discount	-	-	-	-	-	-	-	0.00%
Total Cost of Issuance	<u>\$ -</u>	<u>\$ -</u>	<u>\$ -</u>	<u>\$ -</u>	<u>\$ -</u>	<u>\$ -</u>	<u>\$ -</u>	<u>0.00%</u>
WWTP Expansion								
15 Public Notices	\$ -	\$ -	-	\$ 1,445	\$ 1,445	\$ -	\$ -	0.00%
16 Capital Improvement - Construction	-	-	30,338,280	30,338,280	80,610	15,500,000	(14,838,280)	-48.91%
17 Aeration Systems Imps for WWTP #1 & #2	-	-	-	-	-	-	-	0.00%
18 Easement & ROW Acquisition	-	8,661	-	-	-	-	-	0.00%
19 Legal Services - Capital Outlay	-	-	-	1,330	1,330	-	-	0.00%
20 Engineering Svc-Capital Outlay	945,741	351,177	1,031,164	1,012,724	1,012,724	-	(1,031,164)	-100.00%
21 Transfer Out - Wastewater Fund	-	-	-	-	-	-	-	0.00%
Total WWTP Expansion	<u>\$ 945,741</u>	<u>\$ 359,837</u>	<u>\$ 31,369,444</u>	<u>\$ 31,353,779</u>	<u>\$ 1,096,109</u>	<u>\$ 15,500,000</u>	<u>\$ (15,869,444)</u>	<u>-50.59%</u>
TOTAL EXPENDITURES:	<u>\$ 945,741</u>	<u>\$ 359,837</u>	<u>\$ 31,369,444</u>	<u>\$ 31,353,779</u>	<u>\$ 1,096,109</u>	<u>\$ 24,000,000</u>	<u>\$ (7,369,444)</u>	<u>-23.49%</u>
TOTAL REVENUE & TRANSFERS-IN IN EXCESS (DEFICIT) OVER EXPENDITURES	<u>\$ 2,729,756</u>	<u>\$ 8,340,163</u>	<u>\$ (16,869,444)</u>	<u>\$ 2,464,413</u>	<u>\$ 32,722,083</u>	<u>\$ (24,000,000)</u>	<u>\$ (7,130,556)</u>	
ESTIMATED ENDING FUND BALANCE	<u>\$ 2,729,756</u>	<u>\$ 11,069,919</u>	<u>\$ (5,799,525)</u>	<u>\$ 13,534,332</u>	<u>\$ 43,792,002</u>	<u>\$ 19,792,002</u>		

City of Kyle, Texas
FY 2020-2021 Proposed Budget: Line Item Detail
2021 GO BOND FUND (1951)

	<u>Actual 2017-18</u>	<u>Actual 2018-19</u>	<u>Approved Budget 2019-20</u>	<u>Year to Date w/Encumbrance 6/30/2020</u>	<u>Current Year Estimate 2019-20</u>	<u>CM Proposed Budget 2020-21</u>	<u>Proposed \$ Increase(Decrease) From FY 2019-20 Approved Budget</u>	<u>Proposed % Increase(Decrease) From FY 2019-20 Approved Budget</u>
BEGINNING FUND BALANCE (AUDITED)	\$ -	\$ -	\$ -	\$ -	\$ -	\$ -		
Line No.								
REVENUE:								
1 Bond Proceeds	\$ -	\$ -	\$ -	\$ -	\$ -	\$ 15,000,000	\$ 15,000,000	0.00%
2 Bond Premium	-	-	-	-	-	-	-	0.00%
TOTAL REVENUE:	<u>\$ -</u>	<u>\$ -</u>	<u>\$ -</u>	<u>\$ -</u>	<u>\$ -</u>	<u>\$ 15,000,000</u>	<u>\$ 15,000,000</u>	<u>0.00%</u>
EXPENDITURES:								
Community Safety Center Building								
3 Public Notices	\$ -	\$ -	\$ -	\$ -	\$ -	\$ -	\$ -	0.00%
4 Capital Improvement - Construction	-	-	-	-	-	15,000,000	15,000,000	0.00%
5 Easement & ROW Acquisition	-	-	-	-	-	-	-	0.00%
6 Legal Services - Capital Outlay	-	-	-	-	-	-	-	0.00%
7 Engineering Svc-Capital Outlay	-	-	-	-	-	-	-	0.00%
8 Transfer Out - Wastewater Fund	-	-	-	-	-	-	-	0.00%
Community Safety Center Building	<u>\$ -</u>	<u>\$ -</u>	<u>\$ -</u>	<u>\$ -</u>	<u>\$ -</u>	<u>\$ 15,000,000</u>	<u>\$ 15,000,000</u>	<u>0.00%</u>
TOTAL EXPENDITURES:	<u>\$ -</u>	<u>\$ -</u>	<u>\$ -</u>	<u>\$ -</u>	<u>\$ -</u>	<u>\$ 15,000,000</u>	<u>\$ 15,000,000</u>	<u>0.00%</u>
TOTAL REVENUE & TRANSFERS-IN IN EXCESS (DEFICIT) OVER EXPENDITURES	<u>\$ -</u>	<u>\$ -</u>	<u>\$ -</u>	<u>\$ -</u>	<u>\$ -</u>	<u>\$ -</u>	<u>\$ -</u>	
ESTIMATED ENDING FUND BALANCE	<u>\$ -</u>	<u>\$ -</u>	<u>\$ -</u>	<u>\$ -</u>	<u>\$ -</u>	<u>\$ -</u>		

City of Kyle, Texas
FY 2020-2021 Proposed Budget: Line Item Detail
WATER CIP FUND (3310)

	<u>Actual 2017-18</u>	<u>Actual 2018-19</u>	<u>Approved Budget 2019-20</u>	<u>Year to Date w/Encumbrance 6/30/2020</u>	<u>Current Year Estimate 2019-20</u>	<u>CM Proposed Budget 2020-21</u>	<u>Proposed \$ Increase(Decrease) From FY 2019-20 Approved Budget</u>	<u>Proposed % Increase(Decrease) From FY 2019-20 Approved Budget</u>
BEGINNING FUND BALANCE (AUDITED)	\$ 2,011,884	\$ 2,268,470	\$ 2,505,155	\$ 2,505,155	\$ 2,505,155	\$ 2,618,921		
Line No.								
REVENUE:								
1 Investment Income	\$ -	\$ -	\$ -	\$ -	\$ -	\$ -	\$ -	0.00%
2 Claims and Reimbursements	-	-	-	-	-	-	-	0.00%
3 Transfer In - Water Operating	315,250	300,000	300,000	225,000	300,000	3,000,000	2,700,000	900.00%
TOTAL REVENUE:	<u>\$ 315,250</u>	<u>\$ 300,000</u>	<u>\$ 300,000</u>	<u>\$ 225,000</u>	<u>\$ 300,000</u>	<u>\$ 3,000,000</u>	<u>\$ 2,700,000</u>	<u>900.00%</u>
EXPENDITURES:								
Transfers & Other								
4 Transfer Out - Fixed Assets	\$ -	\$ -	\$ -	\$ -	\$ -	\$ -	\$ -	0.00%
5 Ground/Elevated Storage Tank	-	-	-	-	-	-	-	0.00%
Total Transfers & Other	<u>\$ -</u>	<u>\$ -</u>	<u>\$ -</u>	<u>\$ -</u>	<u>\$ -</u>	<u>\$ -</u>	<u>\$ -</u>	<u>0.00%</u>
Yarrington 12" Water Line								
6 Legal Services	\$ -	\$ 35	\$ -	\$ -	\$ -	\$ -	\$ -	0.00%
7 Waterline Construction	19,758	2,731	3,249	3,249	3,249	-	(3,249)	-100.00%
8 Easement & ROW Acquisition	-	-	182,985	182,985	182,985	-	(182,985)	-100.00%
9 Engineering Services - Capital Outlay	-	-	-	-	-	-	-	0.00%
Total Yarrington 12" Water Line	<u>\$ 19,758</u>	<u>\$ 2,766</u>	<u>\$ 186,234</u>	<u>\$ 186,234</u>	<u>\$ 186,234</u>	<u>\$ -</u>	<u>\$ (186,234)</u>	<u>-100.00%</u>
Old Hwy 81 WL Project								
10 Waterline Construction	\$ -	\$ -	\$ -	\$ -	\$ -	\$ -	\$ -	0.00%
11 Interfund Transfers Out	-	-	-	-	-	-	-	0.00%
Total Old Hwy 81 WL Project	<u>\$ -</u>	<u>\$ -</u>	<u>\$ -</u>	<u>\$ -</u>	<u>\$ -</u>	<u>\$ -</u>	<u>\$ -</u>	<u>0.00%</u>
SW Water Distr Improv-Proj #2								
12 WL Construction Costs-Proj #2	\$ -	\$ -	\$ -	\$ -	\$ -	\$ -	\$ -	0.00%
13 Land Acquisition	-	-	-	-	-	-	-	0.00%
14 Easement & ROW Acquisition	-	-	-	-	-	-	-	0.00%
Total SW Water Distr Improv-Proj #2	<u>\$ -</u>	<u>\$ -</u>	<u>\$ -</u>	<u>\$ -</u>	<u>\$ -</u>	<u>\$ -</u>	<u>\$ -</u>	<u>0.00%</u>
Center St@FM 150 WL to Well #3								
15 Engineering Svcs-WL Center St	\$ -	\$ -	\$ -	\$ -	\$ -	\$ -	\$ -	0.00%
16 WL Const Costs-Center to Well3	-	-	-	-	-	-	-	0.00%
Total Center St@FM 150 WL to Well #3	<u>\$ -</u>	<u>\$ -</u>	<u>\$ -</u>	<u>\$ -</u>	<u>\$ -</u>	<u>\$ -</u>	<u>\$ -</u>	<u>0.00%</u>
Pumphouse Rd/Melinda Lane								
17 Waterline Construction	\$ -	\$ -	\$ -	\$ -	\$ -	\$ -	\$ -	0.00%
Total Pumphouse Rd/Melinda Lane	<u>\$ -</u>	<u>\$ -</u>	<u>\$ -</u>	<u>\$ -</u>	<u>\$ -</u>	<u>\$ -</u>	<u>\$ -</u>	<u>0.00%</u>

	<u>Actual 2017-18</u>	<u>Actual 2018-19</u>	<u>Approved Budget 2019-20</u>	<u>Year to Date w/Encumbrance 6/30/2020</u>	<u>Current Year Estimate 2019-20</u>	<u>CM Proposed Budget 2020-21</u>	<u>Proposed \$ Increase(Decrease) From FY 2019-20 Approved Budget</u>	<u>Proposed % Increase(Decrease) From FY 2019-20 Approved Budget</u>
Water Line Improvements								
18 Water Line Upgrades/Replacmnt	\$ 11,460	\$ 60,549	\$ 301,456	\$ 1,456	\$ 301,456	\$ 300,000	\$ (1,456)	-0.48%
19 Water Lines-Old Town Kyle	-	-	-	-	-	-	-	0.00%
Total Old Town Kyle Wtr Imp.	\$ 11,460	\$ 60,549	\$ 301,456	\$ 1,456	\$ -	\$ 300,000	\$ (1,456)	-0.48%
Stagecoach, Scott & Opal St WL								
20 Waterline Construction	\$ 27,446	\$ -	\$ -	\$ -	\$ -	\$ -	\$ -	0.00%
Total Stagecoach, Scott & Opal St WL	\$ 27,446	\$ -	\$ -	\$ -	\$ -	\$ -	\$ -	0.00%
Inter-Connect including SCADA								
21 Quick Connect for Power Ports	\$ -	\$ -	\$ -	\$ -	\$ -	\$ -	\$ -	\$ -
Total Inter-Connect including SCADA	\$ -	\$ -	\$ -	\$ -	\$ -	\$ -	\$ -	0.00%
TOTAL EXPENDITURES:	\$ 58,664	\$ 63,315	\$ 487,690	\$ 187,690	\$ 186,234	\$ 300,000	\$ (187,690)	-38.49%
TOTAL REVENUE & TRANSFERS-IN IN EXCESS (DEFICIT) OVER EXPENDITURES	\$ 256,586	\$ 236,685	\$ (187,690)	\$ 37,310	\$ 113,766	\$ 2,700,000	\$ 2,887,690	
ESTIMATED ENDING FUND BALANCE	\$ 2,268,470	\$ 2,505,155	\$ 2,317,465	\$ 2,542,465	\$ 2,618,921	\$ 5,318,921		

City of Kyle, Texas
FY 2020-2021 Proposed Budget: Line Item Detail
WATER CIP IMPACT FEE FUND (3320)

Line No.		Actual	Actual	Approved	Year to Date	Current Year	CM Proposed	Proposed \$	Proposed %
		2017-18	2018-19	Budget 2019-20	w/Encumbrance 6/30/2020	Estimate 2019-20	Budget 2020-21	Increase(Decrease) From FY 2019-20 Approved Budget	Increase(Decrease) From FY 2019-20 Approved Budget
	BEGINNING FUND BALANCE (AUDITED)	\$ 4,111,205	\$ 5,366,289	\$ 6,278,582	\$ 6,278,582	\$ 6,278,582	\$ 7,927,197		
	REVENUE:								
1	Water Impact Fees	\$ 1,344,309	\$ 1,159,121	\$ 1,300,000	\$ 2,145,055	\$ 2,400,000	\$ 1,500,000	\$ 200,000	15.38%
2	Developer Contributions	-	125,000	-	-	-	-	-	0.00%
3	Investment Income	-	-	-	-	-	-	-	0.00%
	TOTAL REVENUE:	\$ 1,344,309	\$ 1,284,121	\$ 1,300,000	\$ 2,145,055	\$ 2,400,000	\$ 1,500,000	\$ 200,000	15.38%
	EXPENDITURES:								
	Transfers & Other								
4	Transfer Out - Fixed Assets	\$ -	\$ -	\$ -	\$ -	\$ -	\$ -	\$ -	0.00%
	Total Transfers & Other	\$ -	\$ -	\$ -	\$ -	\$ -	\$ -	\$ -	0.00%
	Ground/Elevated Storage Tank								
5	Advertising	\$ 414	\$ -	\$ -	\$ -	\$ -	\$ -	\$ -	0.00%
6	Ground/Elevated Storage Tank	38,246	272,829	373,285	109,985	373,285	500,000	126,715	33.95%
	Total Transfers & Other	\$ 38,660	\$ 272,829	\$ 373,285	\$ 109,985	\$ 373,285	\$ 500,000	\$ 126,715	33.95%
	Pumphouse Rd/Melinda Lane								
7	Waterline Construction	\$ -	\$ -	\$ -	\$ -	\$ -	\$ -	\$ -	0.00%
	Total Pumphouse Rd/Melinda Lane	\$ -	\$ -	\$ -	\$ -	\$ -	\$ -	\$ -	0.00%
	Stagecoach, Scott & Opal St WL								
8	Waterline Construction	\$ -	\$ -	\$ -	\$ -	\$ -	\$ -	\$ -	0.00%
	Total Stagecoach, Scott & Opal St WL	\$ -	\$ -	\$ -	\$ -	\$ -	\$ -	\$ -	0.00%
	Inter-Connect including SCADA								
9	Countyline Inter-Connect	\$ -	\$ -	\$ -	\$ -	\$ -	\$ -	\$ -	0.00%
10	Monarch Inter-Connect	-	-	-	-	-	-	-	0.00%
	Total Inter-Connect including SCADA	\$ -	\$ -	\$ -	\$ -	\$ -	\$ -	\$ -	0.00%
	Impact Fee Study								
11	Legal Services	\$ -	\$ -	\$ -	\$ -	\$ -	\$ -	\$ -	0.00%
12	Other Professional Services	-	-	-	-	-	-	-	0.00%
13	Advertising	-	-	-	-	-	-	-	0.00%
14	Impact Fee Study	-	-	-	-	-	-	-	0.00%
	Total Impact Fee Study	\$ -	\$ -	\$ -	\$ -	\$ -	\$ -	\$ -	0.00%
	.75 MG Elevated Storage Tank								
15	Other Contract Services	\$ -	\$ -	\$ -	\$ -	\$ -	\$ -	\$ -	0.00%
	Total .75 MG Elevated Storage Tank	\$ -	\$ -	\$ -	\$ -	\$ -	\$ -	\$ -	0.00%
	Water Master Plan GIS								
16	Utility Consulting Services	\$ -	\$ -	\$ -	\$ -	\$ -	\$ -	\$ -	0.00%
	Total Water Master Plan GIS	\$ -	\$ -	\$ -	\$ -	\$ -	\$ -	\$ -	0.00%
	FM 1626 Pump Station Imps								
17	Pump Station Improvements	\$ 50,565	\$ 99,000	\$ 378,100	\$ 78,100	\$ 378,100	\$ 2,000,000	\$ 1,621,900	428.96%
	Total FM 1626 Pump Station Imps	\$ 50,565	\$ 99,000	\$ 378,100	\$ 78,100	\$ 378,100	\$ 2,000,000	\$ 1,621,900	428.96%

	<u>Actual 2017-18</u>	<u>Actual 2018-19</u>	<u>Approved Budget 2019-20</u>	<u>Year to Date w/Encumbrance 6/30/2020</u>	<u>Current Year Estimate 2019-20</u>	<u>CM Proposed Budget 2020-21</u>	<u>Proposed \$ Increase(Decrease) From FY 2019-20 Approved Budget</u>	<u>Proposed % Increase(Decrease) From FY 2019-20 Approved Budget</u>
Water Tank (Anthem) - Plum Creek Development								
18 Ground/Elevated Storage Tank	\$ -	\$ -	\$ -	\$ -	\$ -	\$ 500,000	\$ 500,000	0.00%
Total Water Tank (Anthem) - Plum Creek Development	\$ -	\$ -	\$ -	\$ -	\$ -	\$ 500,000	\$ 500,000	0.00%
Waterline from Anthem								
19 Ground/Elevated Storage Tank	\$ -	\$ -	\$ -	\$ -	\$ -	\$ 575,000	\$ 575,000	0.00%
Total Waterline from Anthem	\$ -	\$ -	\$ -	\$ -	\$ -	\$ 575,000	\$ 575,000	0.00%
Plum Creek Golf Course Reclaimed Water								
20 Capital Improvements - Construction	\$ -	\$ -	\$ 1,600,000	\$ -	\$ -	\$ 1,600,000	\$ -	0.00%
Total Plum Creek Golf Course Reclaimed Water	\$ -	\$ -	\$ 1,600,000	\$ -	\$ -	\$ 1,600,000	\$ -	0.00%
TOTAL EXPENDITURES:	<u>\$ 89,225</u>	<u>\$ 371,829</u>	<u>\$ 2,351,385</u>	<u>\$ 188,085</u>	<u>\$ 751,385</u>	<u>\$ 5,175,000</u>	<u>\$ 2,248,615</u>	<u>95.63%</u>
TOTAL REVENUE & TRANSFERS-IN IN EXCESS (DEFICIT) OVER EXPENDITURES	<u>\$ 1,255,084</u>	<u>\$ 912,293</u>	<u>\$ (1,051,385)</u>	<u>\$ 1,956,970</u>	<u>\$ 1,648,615</u>	<u>\$ (3,675,000)</u>	<u>\$ (2,048,615)</u>	
ESTIMATED ENDING FUND BALANCE	<u>\$ 5,366,289</u>	<u>\$ 6,278,582</u>	<u>\$ 5,227,197</u>	<u>\$ 8,235,552</u>	<u>\$ 7,927,197</u>	<u>\$ 4,252,197</u>		

City of Kyle, Texas
FY 2020-2021 Proposed Budget: Line Item Detail
WASTEWATER CIP FUND (3410)

	<u>Actual 2017-18</u>	<u>Actual 2018-19</u>	<u>Approved Budget 2019-20</u>	<u>Year to Date w/Encumbrance 6/30/2020</u>	<u>Current Year Estimate 2019-20</u>	<u>CM Proposed Budget 2020-21</u>	<u>Proposed \$ Increase(Decrease) From FY 2019-20 Approved Budget</u>	<u>Proposed % Increase(Decrease) From FY 2019-20 Approved Budget</u>
BEGINNING FUND BALANCE (AUDITED)	\$ 6,189,299	\$ 6,721,820	\$ 7,384,287	\$ 7,384,287	\$ 7,384,287	\$ 5,343,676		
Line No.								
REVENUE:								
1 Investment Income	\$ -	\$ -	\$ -	\$ -	\$ -	\$ -	\$ -	0.00%
2 Transfer In - General Fund	-	-	-	-	-	-	-	0.00%
3 Transfer In - Utility Operating	-	-	-	-	-	-	-	0.00%
4 Transfer - CIP OP & Bond Fund	-	-	-	-	-	-	-	0.00%
5 Transfer In - Wastewater Operating	715,250	750,000	500,000	375,000	500,000	2,500,000	2,000,000	400.00%
6 Transfer In - WWTP Operating	918,299	-	-	-	-	-	-	0.00%
TOTAL REVENUE:	<u>\$ 1,633,549</u>	<u>\$ 750,000</u>	<u>\$ 500,000</u>	<u>\$ 375,000</u>	<u>\$ 500,000</u>	<u>\$ 2,500,000</u>	<u>\$ 2,000,000</u>	<u>400.00%</u>
EXPENDITURES:								
Transfers Out								
7 Transfer Out - Fixed Assets	\$ -	\$ -	\$ -	\$ -	\$ -	\$ -	\$ -	0.00%
8 Transfer Out - 2019 CO Bond Fund	928,707	-	-	-	-	-	-	0.00%
9 Transfer Out - WW Impact	-	-	2,000,000	1,500,000	2,000,000	-	(2,000,000)	-100.00%
Total Transfers Out	<u>\$ 928,707</u>	<u>\$ -</u>	<u>\$ 2,000,000</u>	<u>\$ 1,500,000</u>	<u>\$ 2,000,000</u>	<u>\$ -</u>	<u>\$ (2,000,000)</u>	<u>-100.00%</u>
Lift Stations								
10 Electrical Maintenance/Repairs	\$ -	\$ 3,230	\$ -	\$ -	\$ -	\$ -	\$ -	0.00%
11 Quick Connect for Power Ports	3,000	-	-	-	-	\$ -	\$ -	0.00%
12 Lift Stations-Abandon Barton	635	-	-	-	-	-	-	0.00%
13 Retrofit Lift Stations-SCADA	25,811	-	-	750	750	-	-	0.00%
Total Lift Stations	<u>\$ 29,446</u>	<u>\$ 3,230</u>	<u>\$ -</u>	<u>\$ 750</u>	<u>\$ 750</u>	<u>\$ -</u>	<u>\$ -</u>	<u>0.00%</u>
Wastewater Line Improvements								
14 Advertising	\$ -	\$ -	\$ -	\$ -	\$ -	\$ -	\$ -	0.00%
15 WW Line Upgrades/Replacement	95,111	67,682	539,861	70,187	539,861	500,000	(39,861)	-7.38%
16 Dacy Lane Line Relocation	-	-	-	131,780	-	-	-	0.00%
17 Wastewater Mains or Lines	-	-	-	-	-	-	-	0.00%
18 WW Lines - Edwards St	-	-	175,000	-	-	200,000	25,000	14.29%
Total Wastewater Line Improvements	<u>\$ 95,111</u>	<u>\$ 67,682</u>	<u>\$ 714,861</u>	<u>\$ 201,967</u>	<u>\$ 539,861</u>	<u>\$ 700,000</u>	<u>\$ (14,861)</u>	<u>-2.08%</u>
WW Treatment Plant								
19 Capital Improvements - Construction	\$ 13,714	\$ 16,620	\$ -	\$ -	\$ -	\$ -	\$ -	0.00%
20 Easement & ROW Acquisition	26,600	-	-	-	-	-	-	0.00%
21 Engineering Services - Capital Outlay	7,450	-	-	-	-	-	-	0.00%
Total WW Treatment Plant	<u>\$ 47,764</u>	<u>\$ 16,620</u>	<u>\$ -</u>	<u>\$ -</u>	<u>\$ -</u>	<u>\$ -</u>	<u>\$ -</u>	<u>0.00%</u>
TOTAL EXPENDITURES:	<u>\$ 1,101,028</u>	<u>\$ 87,533</u>	<u>\$ 2,714,861</u>	<u>\$ 1,702,717</u>	<u>\$ 2,540,611</u>	<u>\$ 700,000</u>	<u>\$ (2,014,861)</u>	<u>-74.22%</u>
TOTAL REVENUE & TRANSFERS-IN IN EXCESS (DEFICIT) OVER EXPENDITURES	<u>\$ 532,521</u>	<u>\$ 662,467</u>	<u>\$ (2,214,861)</u>	<u>\$ (1,327,717)</u>	<u>\$ (2,040,611)</u>	<u>\$ 1,800,000</u>	<u>\$ 4,014,861</u>	
ESTIMATED ENDING FUND BALANCE	<u>\$ 6,721,820</u>	<u>\$ 7,384,287</u>	<u>\$ 5,169,426</u>	<u>\$ 6,056,570</u>	<u>\$ 5,343,676</u>	<u>\$ 7,143,676</u>		

City of Kyle, Texas
FY 2020-2021 Proposed Budget: Line Item Detail
WASTEWATER CIP IMPACT FEE FUND (3420)

	<u>Actual 2017-18</u>	<u>Actual 2018-19</u>	<u>Approved Budget 2019-20</u>	<u>Year to Date w/Encumbrance 6/30/2020</u>	<u>Current Year Estimate 2019-20</u>	<u>CM Proposed Budget 2020-21</u>	<u>Proposed \$ Increase(Decrease) From FY 2019-20 Approved Budget</u>	<u>Proposed % Increase(Decrease) From FY 2019-20 Approved Budget</u>
BEGINNING FUND BALANCE (AUDITED)	\$ 12,769,545	\$ 14,337,224	\$ 12,506,232	\$ 12,506,232	\$ 12,506,232	\$ 10,161,284		
Line No.								
REVENUE:								
1 Wastewater Impact Fees	\$ 2,328,445	\$ 1,343,864	\$ 1,800,000	\$ 2,004,761	\$ 2,673,015	\$ 2,000,000	\$ 200,000	11.11%
2 Developer Contributions	-	-	-	-	-	-	-	0.00%
3 Investment Income	25,770	-	-	-	-	-	-	0.00%
4 Transfer In - I & S Fund	-	-	-	-	-	-	-	0.00%
5 Transfer In - Water Operating	-	-	-	-	-	3,839,000	3,839,000	0.00%
6 Transfer In - Wastewater Operating	-	2,100,000	1,400,000	1,050,000	1,400,000	-	(1,400,000)	-100.00%
7 Transfer In - Wastewater CIP	-	-	2,000,000	1,500,000	2,000,000	-	(2,000,000)	-100.00%
8 Transfer In - Texas Capital Infrastructure Grant	-	-	-	-	-	410,149	410,149	0.00%
TOTAL REVENUE:	<u>\$ 2,354,215</u>	<u>\$ 3,443,864</u>	<u>\$ 5,200,000</u>	<u>\$ 4,554,761</u>	<u>\$ 6,073,015</u>	<u>\$ 6,249,149</u>	<u>\$ 1,049,149</u>	<u>20.18%</u>
EXPENDITURES:								
Security Expenses								
9 Transfer Out - Fixed Assets	\$ -	\$ -	\$ -	\$ -	\$ -	\$ -	\$ -	0.00%
Total Security Expenses	<u>\$ -</u>	<u>\$ -</u>	<u>\$ -</u>	<u>\$ -</u>	<u>\$ -</u>	<u>\$ -</u>	<u>\$ -</u>	<u>0.00%</u>
Planning/Asset Valuation-Water								
10 Other Contract Services	\$ -	\$ -	\$ -	\$ -	\$ -	\$ -	\$ -	0.00%
Total Water Master Plan GIS	<u>\$ -</u>	<u>\$ -</u>	<u>\$ -</u>	<u>\$ -</u>	<u>\$ -</u>	<u>\$ -</u>	<u>\$ -</u>	<u>0.00%</u>
Impact Fee Study								
11 Legal Services	\$ -	\$ -	\$ -	\$ -	\$ -	\$ -	\$ -	0.00%
12 Other Professional Services	-	-	-	-	-	-	-	0.00%
13 Advertising	-	-	-	-	-	-	-	0.00%
14 Impact Fee Study	-	-	-	-	-	-	-	0.00%
Total Impact Fee Study	<u>\$ -</u>	<u>\$ -</u>	<u>\$ -</u>	<u>\$ -</u>	<u>\$ -</u>	<u>\$ -</u>	<u>\$ -</u>	<u>0.00%</u>
Lift Stations								
15 Lift Stations-Indian Paintbrush	\$ 50,345	\$ 135,594	\$ 1,837,111	\$ 137,111	\$ 137,111	\$ 1,800,000	\$ (37,111)	-2.02%
Total Lift Stations	<u>\$ 50,345</u>	<u>\$ 135,594</u>	<u>\$ 1,837,111</u>	<u>\$ 137,111</u>	<u>\$ 137,111</u>	<u>\$ 1,800,000</u>	<u>\$ (37,111)</u>	<u>-2.02%</u>
WW Treatment Plant								
16 Capital Improvements - Construction	\$ -	\$ -	\$ -	\$ -	\$ -	\$ -	\$ -	0.00%
17 Engineering Services - Capital Outlay	-	-	-	-	-	-	-	0.00%
Total Expansion - WW Treatment Plant	<u>\$ -</u>	<u>\$ -</u>	<u>\$ -</u>	<u>\$ -</u>	<u>\$ -</u>	<u>\$ -</u>	<u>\$ -</u>	<u>0.00%</u>
Reclaimed Water								
18 Other Contract Services	\$ -	\$ -	\$ -	\$ -	\$ -	\$ -	\$ -	0.00%
Total Reclaimed Water	<u>\$ -</u>	<u>\$ -</u>	<u>\$ -</u>	<u>\$ -</u>	<u>\$ -</u>	<u>\$ -</u>	<u>\$ -</u>	<u>0.00%</u>

	Actual 2017-18	Actual 2018-19	Approved Budget 2019-20	Year to Date w/Encumbrance 6/30/2020	Current Year Estimate 2019-20	CM Proposed Budget 2020-21	Proposed \$ Increase(Decrease) From FY 2019-20 Approved Budget	Proposed % Increase(Decrease) From FY 2019-20 Approved Budget
Bunton CK WW Intcptr, Ph. 3.1								
19 Advertising	\$ 436	\$ -	\$ -	\$ -	\$ -	\$ -	\$ -	0.00%
20 WW Mains/Lines-Capital Outlay	-	-	-	-	-	-	-	0.00%
21 Capital Improvements - Construction	146,674	736	107,765	12,265	107,765	1,900,000	1,792,236	1663.10%
22 Easement & ROW Acquisition	6,826	3,040	6,407	6,407	6,407	-	(6,407)	-100.00%
23 Legal Services - Capital Outlay	298	945	-	245	245	-	-	0.00%
24 Engineering Services - Capital Outlay	30,628	-	13,085	13,085	13,085	-	(13,085)	-100.00%
Total Bunton CK WW Intcptr, Phase 3	\$ 184,861	\$ 4,721	\$ 127,257	\$ 32,002	\$ 127,502	\$ 1,900,000	\$ 1,772,743	1393.05%
Bunton CK WW Intcptr, Ph. 3.2								
25 Advertising	\$ 698	\$ -	\$ -	\$ -	\$ -	\$ -	\$ -	0.00%
26 Capital Improvements - Construction	1,294	1,144,781	226,760	240,416	240,416	50,000	(176,760)	-77.95%
27 Easement & ROW Acquisition	69,159	3,040	1,907	1,907	1,907	-	(1,907)	-100.00%
28 Engineering Services - Capital Outlay	-	-	-	3,317	3,317	-	-	-
Total Bunton CK WW Intcptr, Ph. 3.2	\$ 71,151	\$ 1,147,822	\$ 228,667	\$ 245,640	\$ 242,323	\$ 50,000	\$ (178,667)	-78.13%
Southside Sewer Project								
29 County Recording Fees	\$ -	\$ -	\$ -	\$ -	\$ -	\$ -	\$ -	0.00%
30 Advertising	225	-	-	-	-	-	-	0.00%
31 Wastewater Mains or Lines	-	-	-	-	-	-	-	0.00%
32 Capital Improvements - Construction	275	2,176,616	4,036,891	4,037,891	4,037,891	1,000,000	(3,036,891)	-75.23%
33 Easement & ROW Acquisition	-	22,764	72,236	126,791	126,791	-	(72,236)	-100.00%
34 Legal Services - Capital Outlay	-	315	-	1,155	1,155	-	-	0.00%
35 Engineering Services - Capital Outlay	126,913	170,629	125,066	138,406	138,406	-	(125,066)	-100.00%
36 Other Prof Svcs-Capital Outlay	-	-	-	-	-	-	-	0.00%
Total Southside Sewer Project	\$ 127,413	\$ 2,370,324	\$ 4,234,193	\$ 4,304,242	\$ 4,304,242	\$ 1,000,000	\$ (3,234,193)	-76.38%
ACC/Plum Creek WW Project								
37 Wastewater Mains or Lines	\$ -	\$ -	\$ -	\$ -	\$ -	\$ -	\$ -	0.00%
38 Legal Services - Capital Outlay	-	-	-	-	-	-	-	0.00%
39 Engineering Services - Capital Outlay	-	-	-	-	-	-	-	0.00%
Total ACC/Plum Creek WW Project	\$ -	\$ -	\$ -	\$ -	\$ -	\$ -	\$ -	0.00%
Elliott Branch WW Phase 1								
40 Legal Services	\$ 4,160	\$ -	\$ -	\$ -	\$ -	\$ -	\$ -	0.00%
41 Advertising	-	-	-	-	-	-	-	0.00%
42 Wastewater Mains or Lines	-	-	-	-	-	-	-	0.00%
43 Capital Improvements - Construction	30,559	5,203	1,522,102	27,248	1,522,102	4,000,000	2,477,898	162.79%
44 Easement & ROW Acquisition	10,000	-	-	-	-	-	-	0.00%
45 Engineering Services - Capital Outlay	73,226	49,215	543,048	543,048	543,048	-	(543,048)	-100.00%
46 Other Prof Svcs-Capital Outlay	-	-	-	-	-	-	-	0.00%
Total Elliott Branch WW Phase 1	\$ 117,945	\$ 54,418	\$ 2,065,150	\$ 570,296	\$ 2,065,150	\$ 4,000,000	\$ 1,934,850	93.69%
Elliott Branch WW Phase 2								
47 Advertising	\$ 233	\$ -	\$ -	\$ -	\$ -	\$ -	\$ -	0.00%
48 Capital Improvements - Construction	-	686,407	208,458	208,458	208,458	-	(208,458)	-100.00%
49 Engineering Services - Capital Outlay	56,823	12,427	-	-	-	-	-	0.00%
Total Elliott Branch WW Phase 2	\$ 57,056	\$ 698,834	\$ 208,458	\$ 208,458	\$ 208,458	\$ -	\$ (208,458)	-100.00%

	<u>Actual 2017-18</u>	<u>Actual 2018-19</u>	<u>Approved Budget 2019-20</u>	<u>Year to Date w/Encumbrance 6/30/2020</u>	<u>Current Year Estimate 2019-20</u>	<u>CM Proposed Budget 2020-21</u>	<u>Proposed \$ Increase(Decrease) From FY 2019-20 Approved Budget</u>	<u>Proposed % Increase(Decrease) From FY 2019-20 Approved Budget</u>
North Trails WW Interceptor								
50	\$ -	\$ -	\$ 1,500,000	\$ -	\$ -	\$ 2,700,000	\$ 1,200,000	80.00%
51	-	1,260	-	735	735	-	-	0.00%
52	45,886	120,965	99,324	143,906	143,906	-	(99,324)	-100.00%
	<u>\$ 45,886</u>	<u>\$ 122,225</u>	<u>\$ 1,599,324</u>	<u>\$ 144,641</u>	<u>\$ 144,641</u>	<u>\$ 2,700,000</u>	<u>\$ 1,100,676</u>	<u>68.82%</u>
Blanton WW Project								
53	\$ -	\$ -	\$ -	\$ -	\$ -	\$ -	\$ -	0.00%
	<u>\$ -</u>	<u>\$ -</u>	<u>\$ -</u>	<u>\$ -</u>	<u>\$ -</u>	<u>\$ -</u>	<u>\$ -</u>	<u>0.00%</u>
Center St Village WW Project								
54	\$ 36,457	\$ 355	\$ 141,267	\$ 66,267	\$ 141,267	\$ 600,000	\$ 458,733	324.73%
	<u>\$ 36,457</u>	<u>\$ 355</u>	<u>\$ 141,267</u>	<u>\$ 66,267</u>	<u>\$ 141,267</u>	<u>\$ 600,000</u>	<u>\$ 458,733</u>	<u>324.73%</u>
Plum Creek WW Phase 1								
55	\$ -	\$ 668,833	\$ 349,939	\$ 350,374	\$ 350,374	\$ -	\$ (349,939)	-100.00%
56	42,149	12,584	-	-	-	-	-	0.00%
	<u>\$ 42,149</u>	<u>\$ 681,417</u>	<u>\$ 349,939</u>	<u>\$ 350,374</u>	<u>\$ 350,374</u>	<u>\$ -</u>	<u>\$ (349,939)</u>	<u>-100.00%</u>
Plum Creek WW Phase 2								
57	\$ -	\$ -	\$ -	\$ -	\$ -	\$ -	\$ -	0.00%
	<u>\$ -</u>	<u>\$ -</u>	<u>\$ -</u>	<u>\$ -</u>	<u>\$ -</u>	<u>\$ -</u>	<u>\$ -</u>	<u>0.00%</u>
Plum Creek Golf Course Interceptor								
58	\$ -	\$ -	\$ 2,500,000	\$ -	\$ -	\$ 3,800,000	\$ 1,300,000	52.00%
59	53,274	59,146	696,894	657,194	696,894	-	(696,894)	-100.00%
	<u>\$ 53,274</u>	<u>\$ 59,146</u>	<u>\$ 3,196,894</u>	<u>\$ 657,194</u>	<u>\$ 696,894</u>	<u>\$ 3,800,000</u>	<u>\$ 603,106</u>	<u>18.87%</u>
Yarrington WW Line to SM System								
60	\$ -	\$ -	\$ -	\$ -	\$ -	\$ -	\$ -	0.00%
	<u>\$ -</u>	<u>\$ -</u>	<u>\$ -</u>	<u>\$ -</u>	<u>\$ -</u>	<u>\$ -</u>	<u>\$ -</u>	<u>0.00%</u>
TOTAL EXPENDITURES:								
	<u>\$ 786,536</u>	<u>\$ 5,274,857</u>	<u>\$ 13,988,260</u>	<u>\$ 6,716,225</u>	<u>\$ 8,417,962</u>	<u>\$ 15,850,000</u>	<u>\$ 1,861,740</u>	<u>13.31%</u>
TOTAL REVENUE & TRANSFERS-IN IN EXCESS (DEFICIT) OVER EXPENDITURES								
	<u>\$ 1,567,678</u>	<u>\$ (1,830,992)</u>	<u>\$ (8,788,260)</u>	<u>\$ (2,161,464)</u>	<u>\$ (2,344,947)</u>	<u>\$ (9,600,851)</u>	<u>\$ (812,591)</u>	
ESTIMATED ENDING FUND BALANCE								
	<u>\$ 14,337,224</u>	<u>\$ 12,506,232</u>	<u>\$ 3,717,972</u>	<u>\$ 10,344,767</u>	<u>\$ 10,161,284</u>	<u>\$ 560,433</u>		

City of Kyle, Texas
FY 2020-2021 Proposed Budget: Line Item Detail
STORM DRAINAGE CIP FUND (3510)

	<u>Actual 2017-18</u>	<u>Actual 2018-19</u>	<u>Approved Budget 2019-20</u>	<u>Year to Date w/Encumbrance 6/30/2020</u>	<u>Current Year Estimate 2019-20</u>	<u>CM Proposed Budget 2020-21</u>	<u>Proposed \$ Increase(Decrease) From FY 2019-20 Approved Budget</u>	<u>Proposed % Increase(Decrease) From FY 2019-20 Approved Budget</u>
BEGINNING FUND BALANCE (AUDITED)	\$ -	\$ 225,000	\$ 250,000	\$ 250,000	\$ 250,000	\$ -		
Line No.								
REVENUE:								
1 Investment Income	\$ -	\$ -	\$ -	\$ -	\$ -	\$ -	\$ -	0.00%
2 Transfer In - Storm Drainage Fund	225,000	25,000	325,000	243,750	325,000	950,000	625,000	192.31%
TOTAL REVENUE:	<u>\$ 225,000</u>	<u>\$ 25,000</u>	<u>\$ 325,000</u>	<u>\$ 243,750</u>	<u>\$ 325,000</u>	<u>\$ 950,000</u>	<u>\$ 625,000</u>	<u>192.31%</u>
EXPENDITURES:								
Transfers Out								
3 Transfer Out - Utility Fund	\$ -	\$ -	\$ -	\$ -	\$ -	\$ -	\$ -	0.00%
Total Transfers Out	<u>\$ -</u>	<u>\$ -</u>	<u>\$ -</u>	<u>\$ -</u>	<u>\$ -</u>	<u>\$ -</u>	<u>\$ -</u>	<u>0.00%</u>
Storm Drainage Projects								
4 Plum Creek/2770 Drainage Improvements	\$ -	\$ -	\$ 225,000	\$ -	\$ 225,000	\$ -	\$ (225,000)	-100.00%
5 Drainage Priority Projects	-	-	350,000	-	350,000	500,000	150,000	42.86%
6 Scott/Sledge Street Storm Drainage	-	-	-	-	-	450,000	450,000	0.00%
Total Storm Drainage Projects	<u>\$ -</u>	<u>\$ -</u>	<u>\$ 575,000</u>	<u>\$ -</u>	<u>\$ 575,000</u>	<u>\$ 950,000</u>	<u>\$ 375,000</u>	<u>65.22%</u>
TOTAL EXPENDITURES:	<u>\$ -</u>	<u>\$ -</u>	<u>\$ 575,000</u>	<u>\$ -</u>	<u>\$ 575,000</u>	<u>\$ 950,000</u>	<u>\$ 375,000</u>	<u>65.22%</u>
TOTAL REVENUE & TRANSFERS-IN IN EXCESS (DEFICIT) OVER EXPENDITURES	<u>\$ 225,000</u>	<u>\$ 25,000</u>	<u>\$ (250,000)</u>	<u>\$ 243,750</u>	<u>\$ (250,000)</u>	<u>\$ -</u>	<u>\$ 250,000</u>	
ESTIMATED ENDING FUND BALANCE	<u>\$ 225,000</u>	<u>\$ 250,000</u>	<u>\$ -</u>	<u>\$ 493,750</u>	<u>\$ -</u>	<u>\$ -</u>		

City of Kyle, Texas
FY 2020-2021 Proposed Budget: Line Item Detail
HISTORIC TRAIN DEPOT RENOVATION DONATION FUND (4120)

	<u>Actual 2017-18</u>	<u>Actual 2018-19</u>	<u>Approved Budget 2019-20</u>	<u>Year to Date w/Encumbrance 6/30/2020</u>	<u>Current Year Estimate 2019-20</u>	<u>CM Proposed Budget 2020-21</u>	<u>Proposed \$ Increase(Decrease) From FY 2019-20 Approved Budget</u>	<u>Proposed % Increase(Decrease) From FY 2019-20 Approved Budget</u>
BEGINNING FUND BALANCE (AUDITED)	\$ 1,507	\$ 1,507	\$ 1,507	\$ 1,507	\$ 1,507	\$ 1,507		
Line No.								
REVENUE:								
1 Donations-Train Depot Renovation	\$ -	\$ -	\$ -	\$ -	\$ -	\$ -	\$ -	0.00%
2 Transfer In - General Fund	-	-	-	-	-	-	-	0.00%
TOTAL REVENUE:	<u>\$ -</u>	<u>\$ -</u>	<u>\$ -</u>	<u>\$ -</u>	<u>\$ -</u>	<u>\$ -</u>	<u>\$ -</u>	<u>0.00%</u>
EXPENDITURES:								
3 Interfund Transfers Out	\$ -	\$ -	\$ -	\$ -	\$ -			
4 Misc Supplies	-	-	-	-	-	-	-	-
5 Capital Improvements - Construction	-	-	-	-	-	-	-	0.00%
6 Engineering Services	-	-	-	-	-	-	-	0.00%
7 Architectural Services	-	-	-	-	-	-	-	0.00%
TOTAL EXPENDITURES:	<u>\$ -</u>	<u>\$ -</u>	<u>\$ -</u>	<u>\$ -</u>	<u>\$ -</u>	<u>\$ -</u>	<u>\$ -</u>	<u>0.00%</u>
TOTAL REVENUE & TRANSFERS-IN IN EXCESS (DEFICIT) OVER EXPENDITURES	<u>\$ -</u>	<u>\$ -</u>	<u>\$ -</u>	<u>\$ -</u>	<u>\$ -</u>	<u>\$ -</u>	<u>\$ -</u>	
ESTIMATED ENDING FUND BALANCE	<u>\$ 1,507</u>	<u>\$ 1,507</u>	<u>\$ 1,507</u>	<u>\$ 1,507</u>	<u>\$ 1,507</u>	<u>\$ 1,507</u>		

City of Kyle, Texas
FY 2020-2021 Proposed Budget: Line Item Detail
ICAC GRANT FUND (4180)

	<u>Actual 2017-18</u>	<u>Actual 2018-19</u>	<u>Approved Budget 2019-20</u>	<u>Year to Date w/Encumbrance 6/30/2020</u>	<u>Current Year Estimate 2019-20</u>	<u>CM Proposed Budget 2020-21</u>	<u>Proposed \$ Increase(Decrease) From FY 2019-20 Approved Budget</u>	<u>Proposed % Increase(Decrease) From FY 2019-20 Approved Budget</u>
BEGINNING FUND BALANCE (AUDITED)	\$ -	\$ -	\$ (2,995)	\$ (2,995)	\$ (2,995)	\$ -		
Line No.								
REVENUE:								
1 Grant Reimbursement	\$ 4,576	\$ 705	\$ -	\$ -	\$ -	\$ 3,700	\$ 3,700	0.00%
2 Refunds & Reimbursements	-	-	-	-	6,695	-	-	0.00%
TOTAL REVENUE:	<u>\$ 4,576</u>	<u>\$ 705</u>	<u>\$ -</u>	<u>\$ -</u>	<u>\$ 6,695</u>	<u>\$ 3,700</u>	<u>\$ 3,700</u>	<u>0.00%</u>
EXPENDITURES:								
Reimbursable Grant Expense								
3 Computer Hardware	\$ 4,576	\$ 3,700	\$ -	\$ 3,700	\$ 3,700	\$ 3,700	\$ 3,700	0.00%
Total Reimbursable Grant Expense	\$ 4,576	\$ 3,700	\$ -	\$ 3,700	\$ 3,700	\$ 3,700	\$ 3,700	0.00%
TOTAL EXPENDITURES:	<u>\$ 4,576</u>	<u>\$ 3,700</u>	<u>\$ -</u>	<u>\$ 3,700</u>	<u>\$ 3,700</u>	<u>\$ 3,700</u>	<u>\$ 3,700</u>	<u>0.00%</u>
TOTAL REVENUE & TRANSFERS-IN IN EXCESS (DEFICIT) OVER EXPENDITURES	<u>\$ -</u>	<u>\$ (2,995)</u>	<u>\$ -</u>	<u>\$ (3,700)</u>	<u>\$ 2,995</u>	<u>\$ -</u>	<u>\$ -</u>	
ESTIMATED ENDING FUND BALANCE	<u>\$ -</u>	<u>\$ (2,995)</u>	<u>\$ (2,995)</u>	<u>\$ (6,695)</u>	<u>\$ -</u>	<u>\$ -</u>		

City of Kyle, Texas
FY 2020-2021 Proposed Budget: Line Item Detail
JUVENILE JUSTICE GRANT FUND (4190)

	<u>Actual 2017-18</u>	<u>Actual 2018-19</u>	<u>Approved Budget 2019-20</u>	<u>Year to Date w/Encumbrance 6/30/2020</u>	<u>Current Year Estimate 2019-20</u>	<u>CM Proposed Budget 2020-21</u>	<u>Proposed \$ Increase(Decrease) From FY 2019-20 Approved Budget</u>	<u>Proposed % Increase(Decrease) From FY 2019-20 Approved Budget</u>
BEGINNING FUND BALANCE (AUDITED)	\$ (4,457)	\$ -	\$ -	\$ -	\$ -	\$ -		
Line No.								
REVENUE:								
1 Grant Rev-Juvenile Justice	\$ 50,328	\$ -	\$ -	\$ (26,236)	\$ (26,236)	\$ -	\$ -	0.00%
2 Transfer In - General Fund	35,092	-	-	-	-	-	-	0.00%
3 Transfer In - Police Forfeiture	-	-	26,236	19,677	19,677	-	(26,236)	-100.00%
4 Refunds & Reimbursement	-	-	-	-	6,559	-	-	
TOTAL REVENUE:	<u>\$ 85,420</u>	<u>\$ -</u>	<u>\$ 26,236</u>	<u>\$ (6,559)</u>	<u>\$ -</u>	<u>\$ -</u>	<u>\$ (26,236)</u>	<u>-100.00%</u>
EXPENDITURES:								
Juvenile Justice Grant								
5 Regular Full Time Wages	\$ 52,980	\$ -	\$ -	\$ -	\$ -	\$ -	\$ -	0.00%
6 Overtime Wages	536	-	-	-	-	-	-	0.00%
7 Vacation Leave	3,642	-	-	-	-	-	-	0.00%
8 Sick Leave - Regular	-	-	-	-	-	-	-	0.00%
9 Sick Leave - Civil Service	1,838	-	-	-	-	-	-	0.00%
10 Cost of Living Adjustment	-	-	-	-	-	-	-	0.00%
11 Merit Increase	-	-	-	-	-	-	-	0.00%
12 Longevity Pay	1,200	-	-	-	-	-	-	0.00%
13 Language Incentive	-	-	-	-	-	-	-	0.00%
14 Certification Incentive	900	-	-	-	-	-	-	0.00%
15 FICA/Social Security	4,506	-	-	-	-	-	-	0.00%
16 Workers Compensation	-	-	-	-	-	-	-	0.00%
17 State Unemployment Taxes	-	-	-	-	-	-	-	0.00%
18 Retirement - TMRS	7,702	-	-	-	-	-	-	0.00%
19 Health Insurance	6,634	-	-	-	-	-	-	0.00%
20 Dental Insurance	452	-	-	-	-	-	-	0.00%
21 Life Insurance	46	-	-	-	-	-	-	0.00%
22 ST/LT Disability Insurance	411	-	-	-	-	-	-	0.00%
23 Vision Insurance	108	-	-	-	-	-	-	0.00%
24 AD&D	8	-	-	-	-	-	-	0.00%
Personnel	<u>\$ 80,963</u>	<u>\$ -</u>	<u>\$ -</u>	<u>\$ -</u>	<u>\$ -</u>	<u>\$ -</u>	<u>\$ -</u>	<u>0.00%</u>
Total Juvenile Justice Grant	<u>\$ 80,963</u>	<u>\$ -</u>	<u>\$ -</u>	<u>\$ -</u>	<u>\$ -</u>	<u>\$ -</u>	<u>\$ -</u>	<u>0.00%</u>
TOTAL EXPENDITURES:	<u>\$ 80,963</u>	<u>\$ -</u>	<u>\$ -</u>	<u>\$ -</u>	<u>\$ -</u>	<u>\$ -</u>	<u>\$ -</u>	<u>0.00%</u>
TOTAL REVENUE & TRANSFERS-IN IN EXCESS (DEFICIT) OVER EXPENDITURES	<u>\$ 4,457</u>	<u>\$ -</u>	<u>\$ 26,236</u>	<u>\$ (6,559)</u>	<u>\$ -</u>	<u>\$ -</u>	<u>\$ (26,236)</u>	
ESTIMATED ENDING FUND BALANCE	<u>\$ -</u>	<u>\$ -</u>	<u>\$ 26,236</u>	<u>\$ (6,559)</u>	<u>\$ -</u>	<u>\$ -</u>		

City of Kyle, Texas
FY 2020-2021 Proposed Budget: Line Item Detail
LIBRARY GRANTS FUND (4200)

	<u>Actual 2017-18</u>	<u>Actual 2018-19</u>	<u>Approved Budget 2019-20</u>	<u>Year to Date w/Encumbrance 6/30/2020</u>	<u>Current Year Estimate 2019-20</u>	<u>CM Proposed Budget 2020-21</u>	<u>Proposed \$ Increase(Decrease) From FY 2019-20 Approved Budget</u>	<u>Proposed % Increase(Decrease) From FY 2019-20 Approved Budget</u>
BEGINNING FUND BALANCE (AUDITED)	\$ 2	\$ 9,104	\$ 7,157	\$ 7,157	\$ 7,157	\$ 6,657		
Line No.								
REVENUE:								
1 Grant- Spanish/Bilingual Books	\$ -	\$ -	\$ -	\$ -	\$ -	\$ -	\$ -	0.00%
2 Grant-Texas Book Festival	-	-	-	-	-	-	-	0.00%
3 Grant-TSLAC/E-Books	-	-	-	-	-	-	-	0.00%
4 Grant- HEB (Summer Program)	-	-	-	-	-	-	-	0.00%
5 Grant-Ladd&Katherine Hancher	16,122	-	-	-	-	-	-	0.00%
6 Library Donations/Contribution	10,000	-	-	-	-	-	-	0.00%
TOTAL REVENUE:	<u>\$ 26,122</u>	<u>\$ -</u>	<u>\$ -</u>	<u>\$ -</u>	<u>\$ -</u>	<u>\$ -</u>	<u>\$ -</u>	<u>0.00%</u>
EXPENDITURES:								
American Library Association								
7 Collections-Spanish/Bilingual	\$ -	\$ -	\$ -	\$ -	\$ -	\$ -	\$ -	0.00%
Total American Library Association	<u>\$ -</u>	<u>\$ -</u>	<u>\$ -</u>	<u>\$ -</u>	<u>\$ -</u>	<u>\$ -</u>	<u>\$ -</u>	<u>0.00%</u>
Texas Book Festival								
8 Collections-TX Book Festival	\$ 290	\$ -	\$ -	\$ -	\$ -	\$ -	\$ -	0.00%
Total Texas Book Festival	<u>\$ 290</u>	<u>\$ -</u>	<u>\$ -</u>	<u>\$ -</u>	<u>\$ -</u>	<u>\$ -</u>	<u>\$ -</u>	<u>0.00%</u>
TSLAC Grant								
9 Collections-TSLAC/E-Books	\$ -	\$ -	\$ -	\$ -	\$ -	\$ -	\$ -	0.00%
Total TSLAC Grant	<u>\$ -</u>	<u>\$ -</u>	<u>\$ -</u>	<u>\$ -</u>	<u>\$ -</u>	<u>\$ -</u>	<u>\$ -</u>	<u>0.00%</u>
HEB (Summer)								
10 Collection-HEB (Summer)	\$ -	\$ -	\$ -	\$ -	\$ -	\$ -	\$ -	0.00%
Total HEB (Summer)	<u>\$ -</u>	<u>\$ -</u>	<u>\$ -</u>	<u>\$ -</u>	<u>\$ -</u>	<u>\$ -</u>	<u>\$ -</u>	<u>0.00%</u>
Grant-Ladd & Katherine Hancher								
11 Computer Hardware - Grant	\$ 16,122	\$ -	\$ -	\$ -	\$ -	\$ -	\$ -	0.00%
Total Grant-Ladd & Katherine Hancher	<u>\$ 16,122</u>	<u>\$ -</u>	<u>\$ -</u>	<u>\$ -</u>	<u>\$ -</u>	<u>\$ -</u>	<u>\$ -</u>	<u>0.00%</u>
Grant-Ladd & Katherine Hancher								
12 Supplies - Butterfly Garden	\$ 607	\$ 1,947	\$ 2,500	\$ 264	\$ 500	\$ 2,500	\$ -	0.00%
Total Grant-Ladd & Katherine Hancher	<u>\$ 607</u>	<u>\$ 1,947</u>	<u>\$ 2,500</u>	<u>\$ 264</u>	<u>\$ 500</u>	<u>\$ 2,500</u>	<u>\$ -</u>	<u>0.00%</u>
TOTAL EXPENDITURES:	<u>\$ 17,019</u>	<u>\$ 1,947</u>	<u>\$ 2,500</u>	<u>\$ 264</u>	<u>\$ 500</u>	<u>\$ 2,500</u>	<u>\$ -</u>	<u>0.00%</u>
TOTAL REVENUE & TRANSFERS-IN IN EXCESS (DEFICIT) OVER EXPENDITURES	<u>\$ 9,103</u>	<u>\$ (1,947)</u>	<u>\$ (2,500)</u>	<u>\$ (264)</u>	<u>\$ (500)</u>	<u>\$ (2,500)</u>	<u>\$ -</u>	
ESTIMATED ENDING FUND BALANCE	<u>\$ 9,104</u>	<u>\$ 7,157</u>	<u>\$ 4,657</u>	<u>\$ 6,894</u>	<u>\$ 6,657</u>	<u>\$ 4,157</u>		

City of Kyle, Texas
FY 2020-2021 Proposed Budget: Line Item Detail
HOCKEY RINK DONATION FUND (4230)

Line No.	Actual 2017-18	Actual 2018-19	Approved Budget 2019-20	Year to Date w/Encumbrance 6/30/2020	Current Year Estimate 2019-20	CM Proposed Budget 2020-21	Proposed \$ Increase(Decrease) From FY 2019-20 Approved Budget	Proposed % Increase(Decrease) From FY 2019-20 Approved Budget
BEGINNING FUND BALANCE (AUDITED)	\$ -	\$ 26,028	\$ 47,323	\$ 47,323	\$ 47,323	\$ 47,323		
REVENUE:								
1 Hockey Rink Donations	\$ 26,155	\$ 21,326	\$ -	\$ -	\$ -	\$ -	\$ -	0.00%
TOTAL REVENUE:	<u>\$ 26,155</u>	<u>\$ 21,326</u>	<u>\$ -</u>	<u>\$ -</u>	<u>\$ -</u>	<u>\$ -</u>	<u>\$ -</u>	<u>0.00%</u>
EXPENDITURES:								
Transfers Out								
2 Credit Card Fees	\$ 127	\$ 32	\$ -	\$ -	\$ -	\$ -	\$ -	0.00%
3 Transfer-Park Development Fund	-	-	-	-	-	47,323	47,323	0.00%
Total Transfers Out	<u>\$ 127</u>	<u>\$ 32</u>	<u>\$ -</u>	<u>\$ -</u>	<u>\$ -</u>	<u>\$ 47,323</u>	<u>\$ 47,323</u>	<u>0.00%</u>
TOTAL EXPENDITURES:	<u>\$ 127</u>	<u>\$ 32</u>	<u>\$ -</u>	<u>\$ -</u>	<u>\$ -</u>	<u>\$ 47,323</u>	<u>\$ 47,323</u>	<u>0.00%</u>
TOTAL REVENUE & TRANSFERS-IN IN EXCESS (DEFICIT) OVER EXPENDITURES	<u>\$ 26,028</u>	<u>\$ 21,294</u>	<u>\$ -</u>	<u>\$ -</u>	<u>\$ -</u>	<u>\$ (47,323)</u>	<u>\$ (47,323)</u>	
ESTIMATED ENDING FUND BALANCE	<u>\$ 26,028</u>	<u>\$ 47,323</u>	<u>\$ 47,323</u>	<u>\$ 47,323</u>	<u>\$ 47,323</u>	<u>\$ (0)</u>		

City of Kyle, Texas
FY 2020-2021 Proposed Budget: Line Item Detail
TEXAS CAPITAL INFRASTRUCTURE GRANT FUND (4300)

	<u>Actual 2017-18</u>	<u>Actual 2018-19</u>	<u>Approved Budget 2019-20</u>	<u>Year to Date w/Encumbrance 6/30/2020</u>	<u>Current Year Estimate 2019-20</u>	<u>CM Proposed Budget 2020-21</u>	<u>Proposed \$ Increase(Decrease) From FY 2019-20 Approved Budget</u>	<u>Proposed % Increase(Decrease) From FY 2019-20 Approved Budget</u>
BEGINNING FUND BALANCE (AUDITED)	\$ -	\$ -	\$ 297,016	\$ 297,016	\$ 297,016	\$ 410,149		
Line No.								
REVENUE:								
1 Grant Reimbursement	\$ 22,714	\$ 323,357	\$ -	\$ 127,768	\$ 127,768	\$ -	\$ -	0.00%
TOTAL REVENUE:	\$ 22,714	\$ 323,357	\$ -	\$ 127,768	\$ 127,768	\$ -	\$ -	0.00%
EXPENDITURES:								
Texas Capital Admin								
2 Public Notices	\$ 153	\$ -	\$ -	\$ -	\$ -	\$ -	\$ -	0.00%
3 Grant Administration	22,561	26,341	-	14,635	14,635	-	-	0.00%
Total Texas Capital Admin	\$ 22,714	\$ 26,341	\$ -	\$ 14,635	\$ 14,635	\$ -	\$ -	0.00%
Texas Capital Infrastructure Grant								
4 Capital Improvements - Construction	\$ -	\$ -	\$ -	\$ -	\$ -	\$ -	\$ -	0.00%
5 Easement & ROW Acquisition	-	-	-	-	-	-	-	0.00%
6 Engineering Services - Capital Outlay	-	-	-	-	-	-	-	0.00%
7 Transfer Out - WW Impact	-	-	-	-	-	410,149	410,149	0.00%
Total Texas Capital Infrastructure Grant	\$ -	\$ -	\$ -	\$ -	\$ -	\$ 410,149	\$ -	0.00%
TOTAL EXPENDITURES:	\$ 22,714	\$ 26,341	\$ -	\$ 14,635	\$ 14,635	\$ 410,149	\$ -	0.00%
TOTAL REVENUE & TRANSFERS-IN IN EXCESS (DEFICIT) OVER EXPENDITURES	\$ -	\$ 297,016	\$ -	\$ 113,133	\$ 113,133	\$ (410,149)	\$ -	
ESTIMATED ENDING FUND BALANCE	\$ -	\$ 297,016	\$ 297,016	\$ 410,149	\$ 410,149	\$ (0)		

City of Kyle, Texas
FY 2020-2021 Proposed Budget: Line Item Detail
PLUM CREEK WATERSHED PROTECTION PLAN IMPLEMENTATION LOW IMPACT DEVELOPMENT GRANT (4310)

	<u>Actual 2017-18</u>	<u>Actual 2018-19</u>	<u>Approved Budget 2019-20</u>	<u>Year to Date w/Encumbrance 6/30/2020</u>	<u>Current Year Estimate 2019-20</u>	<u>CM Proposed Budget 2020-21</u>	<u>Proposed \$ Increase(Decrease) From FY 2019-20 Approved Budget</u>	<u>Proposed % Increase(Decrease) From FY 2019-20 Approved Budget</u>
BEGINNING FUND BALANCE (AUDITED)	\$ -	\$ -	\$ (892)	\$ (892)	\$ (892)	\$ 3,092		
Line No.								
REVENUE:								
1 Grant Reimbursement	\$ 9,000	\$ 3,108	\$ -	\$ 11,984	\$ 11,984	\$ 123,000	\$ 123,000	0.00%
2 Transfer In - Wastewater Operating	-	-	7,856	5,892	7,856	-	(7,856)	-100.00%
TOTAL REVENUE:	<u>\$ 9,000</u>	<u>\$ 3,108</u>	<u>\$ 7,856</u>	<u>\$ 17,876</u>	<u>\$ 11,984</u>	<u>\$ 123,000</u>	<u>\$ 115,144</u>	<u>1465.74%</u>
EXPENDITURES:								
3 Grant Administration	\$ 9,000	\$ 4,000	\$ 8,000	\$ 8,000	\$ 8,000	\$ 8,000	\$ -	0.00%
4 Capital Improvements - Construction	-	-	-	-	-	115,000	115,000	0.00%
5 Engineering Services - Capital Outlay	-	-	-	-	-	-	-	0.00%
TOTAL EXPENDITURES:	<u>\$ 9,000</u>	<u>\$ 4,000</u>	<u>\$ 8,000</u>	<u>\$ 8,000</u>	<u>\$ 8,000</u>	<u>\$ 123,000</u>	<u>\$ 115,000</u>	<u>1437.50%</u>
TOTAL REVENUE & TRANSFERS-IN IN EXCESS (DEFICIT) OVER EXPENDITURES	<u>\$ -</u>	<u>\$ (892)</u>	<u>\$ (144)</u>	<u>\$ 9,876</u>	<u>\$ 3,984</u>	<u>\$ -</u>	<u>\$ 144</u>	
ESTIMATED ENDING FUND BALANCE	<u>\$ -</u>	<u>\$ (892)</u>	<u>\$ (1,036)</u>	<u>\$ 8,984</u>	<u>\$ 3,092</u>	<u>\$ 3,092</u>		

City of Kyle, Texas
FY 2020-2021 Proposed Budget: Line Item Detail
CORONAVIRUS RELIEF FUND (TDEM) (4400)

	<u>Actual 2017-18</u>	<u>Actual 2018-19</u>	<u>Approved Budget 2019-20</u>	<u>Year to Date w/Encumbrance 6/30/2020</u>	<u>Current Year Estimate 2019-20</u>	<u>CM Proposed Budget 2020-21</u>	<u>Proposed \$ Increase(Decrease) From FY 2019-20 Approved Budget</u>	<u>Proposed % Increase(Decrease) From FY 2019-20 Approved Budget</u>
BEGINNING FUND BALANCE (AUDITED)	\$ -	\$ -	\$ -	\$ -	-	\$ 5,000		
Line No.								
REVENUE:								
1 Grant Reimbursement	\$ -	\$ -	\$ -	\$ 507,914	\$ 507,914	\$ -	\$ -	0.00%
Total Revenue & Transfers In	\$ -	\$ -	\$ -	\$ 507,914	\$ 507,914	\$ -	\$ -	0.00%
EXPENDITURES:								
2 Audit Services	\$ -	\$ -	\$ -	\$ -	\$ -	\$ 5,000	\$ 5,000	0.00%
3 COVID-19	-	-	-	-	502,914	-	-	0.00%
TOTAL EXPENDITURES:	\$ -	\$ -	\$ -	\$ -	\$ 502,914	\$ 5,000	\$ -	0.00%
TOTAL REVENUE & TRANSFERS-IN IN EXCESS (DEFICIT) OVER EXPENDITURES	\$ -	\$ -	\$ -	\$ 507,914	\$ 5,000	\$ (5,000)	\$ -	
ESTIMATED ENDING FUND BALANCE	\$ -	\$ -	\$ -	\$ 507,914	\$ 5,000	\$ -		

City of Kyle, Texas
FY 2020-2021 Proposed Budget: Line Item Detail
PUBLIC EDUCATION & GOVERNMENT ACCESS FEE FUND (4500)

	<u>Actual 2017-18</u>	<u>Actual 2018-19</u>	<u>Approved Budget 2019-20</u>	<u>Year to Date w/Encumbrance 6/30/2020</u>	<u>Current Year Estimate 2019-20</u>	<u>CM Proposed Budget 2020-21</u>	<u>Proposed \$ Increase(Decrease) From FY 2019-20 Approved Budget</u>	<u>Proposed % Increase(Decrease) From FY 2019-20 Approved Budget</u>
BEGINNING FUND BALANCE (AUDITED)	\$ 87,889	\$ 117,344	\$ 152,833	\$ 152,833	\$ 152,833	\$ 139,613		
Line No.								
REVENUE:								
1 Public, Educ. & Gov't Access Fees	\$ 53,647	\$ 72,236	\$ 70,000	\$ 55,760	\$ 70,000	\$ 70,000	\$ -	0.00%
TOTAL REVENUE:	\$ 53,647	\$ 72,236	\$ 70,000	\$ 55,760	\$ 70,000	\$ 70,000	\$ -	0.00%
EXPENDITURES:								
2 PEG Channel Equipment	\$ 24,192	\$ -	\$ -	\$ -	\$ -	\$ 15,000	\$ 15,000	0.00%
3 IT Software/System Fees	-	769	3,600	3,576	3,600	3,600	-	0.00%
4 PEG Channel Improvements	-	35,977	79,620	20,805	79,620	51,400	(28,220)	-35.44%
TOTAL EXPENDITURES:	\$ 24,192	\$ 36,746	\$ 83,220	\$ 24,381	\$ 83,220	\$ 70,000	\$ (13,220)	-15.89%
TOTAL REVENUE & TRANSFERS-IN IN EXCESS (DEFICIT) OVER EXPENDITURES	\$ 29,454	\$ 35,489	\$ (13,220)	\$ 31,379	\$ (13,220)	\$ -	\$ 13,220	
ESTIMATED ENDING FUND BALANCE	\$ 117,344	\$ 152,833	\$ 139,613	\$ 184,212	\$ 139,613	\$ 139,613		

City of Kyle, Texas
FY 2020-2021 Proposed Budget: Line Item Detail
OTHER POST EMPLOYMENT BENEFIT FUND (8100)

	<u>Actual 2017-18</u>	<u>Actual 2018-19</u>	<u>Approved Budget 2019-20</u>	<u>Year to Date w/Encumbrance 6/30/2020</u>	<u>Current Year Estimate 2019-20</u>	<u>CM Proposed Budget 2020-21</u>	<u>Proposed \$ Increase(Decrease) From FY 2019-20 Approved Budget</u>	<u>Proposed % Increase(Decrease) From FY 2019-20 Approved Budget</u>
BEGINNING FUND BALANCE (AUDITED)	\$ -	\$ -	\$ -	\$ -	-	\$ -		
Line No.								
REVENUE:								
1 Transfer In - General Fund	\$ -	\$ -	\$ 125,000	\$ 93,750	\$ 125,000	\$ 125,000	\$ -	0.00%
2 Transfer In - Utility Fund	-	-	31,500	23,625	31,500	31,500	-	0.00%
Total Revenue & Transfers In	<u>\$ -</u>	<u>\$ -</u>	<u>\$ 156,500</u>	<u>\$ 117,375</u>	<u>\$ 156,500</u>	<u>\$ 156,500</u>	<u>\$ -</u>	<u>0.00%</u>
EXPENDITURES:								
3 Health Insurance	\$ -	\$ -	\$ -	\$ 1,489	\$ -	\$ -	\$ -	0.00%
4 OPEB Liability Payment to Trustee	-	-	156,500	-	156,500	200,000	43,500	27.80%
TOTAL EXPENDITURES:	<u>\$ -</u>	<u>\$ -</u>	<u>\$ 156,500</u>	<u>\$ 1,489</u>	<u>\$ 156,500</u>	<u>\$ 200,000</u>	<u>\$ 43,500</u>	<u>27.80%</u>
TOTAL REVENUE & TRANSFERS-IN IN EXCESS (DEFICIT) OVER EXPENDITURES	<u>\$ -</u>	<u>\$ -</u>	<u>\$ -</u>	<u>\$ 115,886</u>	<u>\$ -</u>	<u>\$ (43,500)</u>	<u>\$ (43,500)</u>	
ESTIMATED ENDING FUND BALANCE	<u>\$ -</u>	<u>\$ -</u>	<u>\$ -</u>	<u>\$ 115,886</u>	<u>\$ -</u>	<u>\$ (43,500)</u>		

City of Kyle, Texas
FY 2020-2021 Proposed Budget: Line Item Detail
BUNTON CREEK PID (8200)

	<u>Actual 2017-18</u>	<u>Actual 2018-19</u>	<u>Approved Budget 2019-20</u>	<u>Year to Date w/Encumbrance 6/30/2020</u>	<u>Current Year Estimate 2019-20</u>	<u>CM Proposed Budget 2020-21</u>	<u>Proposed \$ Increase(Decrease) From FY 2019-20 Approved Budget</u>	<u>Proposed % Increase(Decrease) From FY 2019-20 Approved Budget</u>
BEGINNING FUND BALANCE (AUDITED)	\$ 5,325	\$ 8,790	\$ 16,968	\$ 16,968	16,968	\$ 0		
Line No.								
REVENUE:								
1 Gross Assessments	\$ 58,327	\$ 58,129	\$ 55,000	\$ 57,968	\$ 57,968	\$ 58,000	\$ 3,000	5.45%
2 Assessment Fees	-	-	-	-	-	-	-	0.00%
3 Assessment Penalties	-	-	-	-	-	-	-	0.00%
4 Assessment Interest	-	-	-	-	-	-	-	0.00%
5 Transfer In - General Fund	-	-	-	-	-	-	-	0.00%
6 Transfer In - Utility Operating	-	-	-	-	-	-	-	0.00%
Total Revenue & Transfers In	<u>\$ 58,327</u>	<u>\$ 58,129</u>	<u>\$ 55,000</u>	<u>\$ 57,968</u>	<u>\$ 57,968</u>	<u>\$ 58,000</u>	<u>\$ 3,000</u>	<u>5.45%</u>
EXPENDITURES:								
7 Travel Expense	\$ -	\$ -	\$ -	\$ -	\$ -	\$ -	\$ -	0.00%
8 Legal Services	200	245	-	-	-	-	-	0.00%
9 PID Administration	38	5,040	2,500	625	2,898	2,900	400	16.00%
10 Disbursements - PID Holdings	54,624	42,596	52,500	13,372	72,037	55,100	2,600	4.95%
11 Transfer Out - General Fund	-	2,070	-	24,026	-	-	-	0.00%
TOTAL EXPENDITURES:	<u>\$ 54,862</u>	<u>\$ 49,950</u>	<u>\$ 55,000</u>	<u>\$ 38,023</u>	<u>\$ 74,935</u>	<u>\$ 58,000</u>	<u>\$ 3,000</u>	<u>5.45%</u>
TOTAL REVENUE & TRANSFERS-IN IN EXCESS (DEFICIT) OVER EXPENDITURES	<u>\$ 3,465</u>	<u>\$ 8,178</u>	<u>\$ -</u>	<u>\$ 19,944</u>	<u>\$ (16,967)</u>	<u>\$ -</u>	<u>\$ -</u>	
ESTIMATED ENDING FUND BALANCE	<u>\$ 8,790</u>	<u>\$ 16,968</u>	<u>\$ 16,968</u>	<u>\$ 36,912</u>	<u>\$ 0</u>	<u>\$ 0</u>		

City of Kyle, Texas
FY 2020-2021 Proposed Budget: Line Item Detail
6 CREEKS PID (8210)

	<u>Actual 2017-18</u>	<u>Actual 2018-19</u>	<u>Approved Budget 2019-20</u>	<u>Year to Date w/Encumbrance 6/30/2020</u>	<u>Current Year Estimate 2019-20</u>	<u>CM Proposed Budget 2020-21</u>	<u>Proposed \$ Increase(Decrease) From FY 2019-20 Approved Budget</u>	<u>Proposed % Increase(Decrease) From FY 2019-20 Approved Budget</u>
BEGINNING FUND BALANCE (AUDITED)	\$ 1,450	\$ 14,758	\$ 7,512	\$ 7,512	7,512	\$ 14,295		
Line No.								
REVENUE:								
1 Assessments	\$ -	\$ -	\$ -	\$ -	\$ -	\$ -	\$ -	0.00%
2 Developer Contributions	15,000	-	-	-	-	-	-	0.00%
3 Refunds & Reimbursements	-	-	-	6,953	6,953	5,000	5,000	0.00%
Total Revenue & Transfers In	<u>\$ 15,000</u>	<u>\$ -</u>	<u>\$ -</u>	<u>\$ 6,953</u>	<u>\$ 6,953</u>	<u>\$ 5,000</u>	<u>\$ 5,000</u>	<u>0.00%</u>
EXPENDITURES:								
4 Legal Services	\$ 1,363	\$ 293	\$ -	\$ -	\$ -	\$ 500	\$ 500	0.00%
5 Services - Financial Advisory	-	6,953	-	-	-	-	-	0.00%
6 PID Administration	330	-	-	170	170	4,500	4,500	0.00%
7 Services - Appraisal	-	-	-	-	-	-	-	0.00%
TOTAL EXPENDITURES:	<u>\$ 1,693</u>	<u>\$ 7,245</u>	<u>\$ -</u>	<u>\$ 170</u>	<u>\$ 170</u>	<u>\$ 5,000</u>	<u>\$ 5,000</u>	<u>0.00%</u>
TOTAL REVENUE & TRANSFERS-IN IN EXCESS (DEFICIT) OVER EXPENDITURES	<u>\$ 13,307</u>	<u>\$ (7,245)</u>	<u>\$ -</u>	<u>\$ 6,783</u>	<u>\$ 6,783</u>	<u>\$ -</u>	<u>\$ -</u>	
ESTIMATED ENDING FUND BALANCE	<u>\$ 14,758</u>	<u>\$ 7,512</u>	<u>\$ 7,512</u>	<u>\$ 14,295</u>	<u>\$ 14,295</u>	<u>\$ 14,295</u>		

City of Kyle, Texas
FY 2020-2021 Proposed Budget: Line Item Detail
SW KYLE PID #1 (8220)

	<u>Actual 2017-18</u>	<u>Actual 2018-19</u>	<u>Approved Budget 2019-20</u>	<u>Year to Date w/Encumbrance 6/30/2020</u>	<u>Current Year Estimate 2019-20</u>	<u>CM Proposed Budget 2020-21</u>	<u>Proposed \$ Increase(Decrease) From FY 2019-20 Approved Budget</u>	<u>Proposed % Increase(Decrease) From FY 2019-20 Approved Budget</u>
BEGINNING FUND BALANCE (AUDITED)	\$ -	\$ 35,000	\$ 25,069	\$ 25,069	25,069	\$ 30,840		
Line No.								
REVENUE:								
1 Assessments	\$ -	\$ -	\$ -	\$ -	\$ -	\$ -	\$ -	0.00%
2 Developer Contributions	35,000	-	-	-	-	-	-	0.00%
3 Refunds & Reimbursements	-	-	-	5,809	5,809	5,000	5,000	0.00%
Total Revenue & Transfers In	<u>\$ 35,000</u>	<u>\$ -</u>	<u>\$ -</u>	<u>\$ 5,809</u>	<u>\$ 5,809</u>	<u>\$ 5,000</u>	<u>\$ 5,000</u>	<u>0.00%</u>
EXPENDITURES:								
4 Legal Services	\$ -	\$ 25	\$ -	\$ 38	\$ 38	\$ 500	\$ 500	0.00%
5 County Recording Fees	-	347	-	-	-	-	-	0.00%
6 Services - Financial Advisory	-	5,809	-	-	-	-	-	0.00%
7 PID Administration	-	-	-	-	-	4,500	4,500	0.00%
8 Services - Appraisal	-	3,750	-	-	-	-	-	0.00%
TOTAL EXPENDITURES:	<u>\$ -</u>	<u>\$ 9,931</u>	<u>\$ -</u>	<u>\$ 38</u>	<u>\$ 38</u>	<u>\$ 5,000</u>	<u>\$ 5,000</u>	<u>0.00%</u>
TOTAL REVENUE & TRANSFERS-IN IN EXCESS (DEFICIT) OVER EXPENDITURES	<u>\$ 35,000</u>	<u>\$ (9,931)</u>	<u>\$ -</u>	<u>\$ 5,771</u>	<u>\$ 5,771</u>	<u>\$ -</u>	<u>\$ -</u>	
ESTIMATED ENDING FUND BALANCE	<u>\$ 35,000</u>	<u>\$ 25,069</u>	<u>\$ 25,069</u>	<u>\$ 30,840</u>	<u>\$ 30,840</u>	<u>\$ 30,840</u>		

City of Kyle, Texas
FY 2020-2021 Proposed Budget: Line Item Detail
PLUM CREEK NORTH PID (8225)

	<u>Actual 2017-18</u>	<u>Actual 2018-19</u>	<u>Approved Budget 2019-20</u>	<u>Year to Date w/Encumbrance 6/30/2020</u>	<u>Current Year Estimate 2019-20</u>	<u>CM Proposed Budget 2020-21</u>	<u>Proposed \$ Increase(Decrease) From FY 2019-20 Approved Budget</u>	<u>Proposed % Increase(Decrease) From FY 2019-20 Approved Budget</u>
BEGINNING FUND BALANCE (AUDITED)	\$ -	\$ -	\$ 32,154	\$ 32,154	32,154	\$ 32,154		
Line No.								
REVENUE:								
1 Developer Contributions	\$ -	\$ 35,000	\$ -	\$ -	\$ -	\$ -	\$ -	0.00%
Total Revenue & Transfers In	\$ -	\$ 35,000	\$ -	\$ -	\$ -	\$ -	\$ -	0.00%
EXPENDITURES:								
2 Legal Services	\$ -	\$ 1,698	\$ -	\$ -	\$ -	\$ -	\$ -	0.00%
3 Advertising	-	1,148	-	-	-	-	-	0.00%
4 Services - Financial Advisory	-	-	-	-	-	-	-	0.00%
5 PID Administration	-	-	-	-	-	-	-	0.00%
6 Services - Appraisal	-	-	-	-	-	-	-	0.00%
TOTAL EXPENDITURES:	\$ -	\$ 2,846	\$ -	\$ -	\$ -	\$ -	\$ -	0.00%
TOTAL REVENUE & TRANSFERS-IN IN EXCESS (DEFICIT) OVER EXPENDITURES	\$ -	\$ 32,154	\$ -	\$ -	\$ -	\$ -	\$ -	
ESTIMATED ENDING FUND BALANCE	\$ -	\$ 32,154	\$ 32,154	\$ 32,154	\$ 32,154	\$ 32,154		

City of Kyle, Texas
FY 2020-2021 Proposed Budget: Line Item Detail
KAYAC FUND (8300)

Line No.	Actual 2017-18	Actual 2018-19	Approved Budget 2019-20	Year to Date w/Encumbrance 6/30/2020	Current Year Estimate 2019-20	CM Proposed Budget 2020-21	Proposed \$ Increase(Decrease) From FY 2019-20 Approved Budget	Proposed % Increase(Decrease) From FY 2019-20 Approved Budget
BEGINNING FUND BALANCE (AUDITED)	\$ 1,126	\$ 1,126	\$ 1,126	\$ 1,126	1,126	\$ 3,890		
REVENUE:								
1 KAYAC - Donations/Fundraiser	\$ -	\$ -	\$ -	\$ 2,764	\$ 2,764	\$ 2,500	\$ 2,500	0.00%
Total Revenue & Transfers In	\$ -	\$ -	\$ -	\$ 2,764	\$ 2,764	\$ 2,500	\$ 2,500	0.00%
EXPENDITURES:								
2 Services - KAYAC	\$ -	\$ -	\$ -	\$ -	\$ -	\$ 2,500	\$ 2,500	0.00%
TOTAL EXPENDITURES:	\$ -	\$ -	\$ -	\$ -	\$ -	\$ 2,500	\$ 2,500	0.00%
TOTAL REVENUE & TRANSFERS-IN IN EXCESS (DEFICIT) OVER EXPENDITURES	\$ -	\$ -	\$ -	\$ 2,764	\$ 2,764	\$ -	\$ -	
ESTIMATED ENDING FUND BALANCE	\$ 1,126	\$ 1,126	\$ 1,126	\$ 3,890	\$ 3,890	\$ 3,890		



New Positions Proposed

Proposed by City Manager

Fiscal Year 2020-2021

City Council Budget Workshop

August 01, 2020

**City of Kyle, Texas
Proposed New Positions & Reclassifications
Fiscal Year 2020-2021**

Department	Position Title	General Fund	FTE General Fund	Water Fund	FTE Water Fund	Wastewater Fund	FTE Wastewater Fund	Drainage Utility Fund	FTE Drainage Utility Fund	Total All Funds	Total FTE All Funds
NEW POSITIONS:											
Engineering	Transportation Engineer I	\$ 116,772	1.00	\$ -	0.00	\$ -	0.00	\$ -	0.00	\$ -	1.00
Parks & Recreation	Maintenance Technicians for Parks	92,906	2.00		0.00		0.00	-	0.00	92,906	2.00
Parks & Recreation	Maintenance Technicians for Trails	92,906	2.00		0.00		0.00	-	0.00	92,906	2.00
Police	Code Enforcement Officer	60,445	1.00	-	0.00	-	0.00	-	0.00	60,445	1.00
Police	Code Enforcement Supervisor	66,548	1.00	-	0.00	-	0.00	-	0.00	66,548	1.00
Police Operations	Property & Evidence Technician	64,611	1.00	-	0.00	-	0.00	-	0.00	64,611	1.00
Police Support	Telecommunicator	101,488	2.00	-	0.00	-	0.00	-	0.00	101,488	2.00
Public Works	Street Superintendent	47,442	0.50	-	0.00	-	0.00	47,442	0.50	94,884	1.00
Public Works	Street Construction Technician II	303,794	6.00	-	0.00	-	0.00	-	0.00	303,794	6.00
Public Works	Street Construction Technician I	187,063	4.00	-	0.00	-	0.00	-	0.00	187,063	4.00
Public Works	Lead Operator	-	0.00	-	0.00	69,459	1.00	-	0.00	69,459	1.00
Public Works	ROW Foreman	-	0.00	-	0.00	-	0.00	68,427	1.00	68,427	1.00
Public Works	Litter Abatement Technician	-	0.00	-	0.00	-	0.00	113,933	2.00	113,933	2.00
	TOTAL:	\$ 1,133,975	20.50	\$ -	0.00	\$ 69,459	1.00	\$ 229,802	3.50	\$ 1,316,464	25.00



New Non-CIP Capital

Proposed by City Manager

Fiscal Year 2020-2021

City Council Budget Workshop

August 01, 2020

**City of Kyle, Texas
Non-CIP Capital Outlay by Fund/Department
Vehicles, Equipment, Furniture, and Fixtures
Fiscal Year 2020-2021**

General Fund (Fund 1100)

Parks Maintenance

Fiscal Year 2020-2021				
Non-CIP Capital Item	Replacement or New	# of Units	Projected Cost/Unit	Total Cost
16-ft. Trailer	New	1	\$ 6,500	\$ 6,500
Trail Dozer	New	1	8,500	8,500
Mule	New	3	7,000	21,000
Mini Roller	New	1	500	500
Total Parks Maintenance				\$ 36,500

Street Construction

Fiscal Year 2020-2021				
Non-CIP Capital Item	Replacement or New	# of Units	Projected Cost/Unit	Total Cost
Density Gauge	New	1	\$ 9,000	\$ 9,000
Milling Machine	New	1	532,874	532,874
Distributor	New	1	180,000	180,000
Chip Spreader	New	1	280,000	280,000
Sheepsfoot Compacting Roller	New	1	108,343	108,343
Steel Wheel Roller	New	1	100,452	100,452
Pneumatic Roller	New	1	100,000	100,000
Finish Roller	New	1	70,000	70,000
Skid Steers	New	2	115,000	230,000
Water Truck	New	1	130,000	130,000
16-Yard Dump Trucks	New	2	117,500	235,000
6-Yard Dump Trucks	New	2	100,000	200,000
Total Street Maintenance				\$ 2,175,669

Total General Fund

\$ 2,212,169

**City of Kyle, Texas
Non-CIP Capital Outlay by Fund/Department
Vehicles, Equipment, Furniture, and Fixtures
Fiscal Year 2020-2021**

Water Fund (Fund 3100)

Water Operations

Fiscal Year 2020-2021				
Non-CIP Capital Item	Replacement or New	# of Units	Projected Cost/Unit	Total Cost
Chlorine Detector	New	5	\$ 5,000	\$ 25,000
Total Water Operations				\$ 25,000

Total Water Fund

\$ 25,000

Wastewater Fund (Fund 3110)

Wastewater Operations

Fiscal Year 2020-2021				
Non-CIP Capital Item	Replacement or New	# of Units	Projected Cost/Unit	Total Cost
Furniture	New	Multi	\$ 27,000	\$ 27,000
Utility Mule w/ Truck Bed	New	1	10,000	10,000
Total Wastewater Operations				\$ 37,000

Total Wastewater Fund

\$ 37,000

Storm Drainage Fund (Fund 3120)

Drainage Operations

Fiscal Year 2020-2021				
Non-CIP Capital Item	Replacement or New	# of Units	Projected Cost/Unit	Total Cost
Maintenance Equipment	New	5	\$ 5,000	\$ 25,000
15-ft. Batwing Mower & 8-ft. Deck Mower	New	Multi	80,000	80,000
Zero Turn Mower	New	2	12,000	24,000
Total Drainage Operations				\$ 129,000

Total Storm Drainage Fund

\$ 129,000

**City of Kyle, Texas
 Non-CIP Capital Outlay by Fund/Department
 Vehicles, Equipment, Furniture, and Fixtures
 Fiscal Year 2020-2021**

Park Development Fund

Park Improvements

Fiscal Year 2020-2021				
Non-CIP Capital Item	Replacement or New	# of Units	Projected Cost/Unit	Total Cost
Christmas Tree (\$30,000 provided in FY 2020)	New	1	\$ 25,000	\$ 25,000
Pool Improvements	Replacement	Multi	215,000	215,000
Park Improvements - Masonwood	Replacement	Multi	35,000	35,000
Kyle Fajita Fields	New	Multi	875,000	875,000
Playground Improvements	Replacement	Multi	20,000	20,000
Park Irrigation System	Replacement	Multi	25,000	25,000
Total Park Improvements				\$ 1,195,000

Total Park Development Fund

\$ 1,195,000

TOTAL ALL FUNDS

\$ 3,598,169



Capital Improvements Plan

Proposed by City Manager

Fiscal Year 2020-2021

City Council Budget Workshop

August 01, 2020

CAPITAL IMPROVEMENTS PROGRAM (CIP) Approved 5-Year CIP Spending Plan Fiscal Years 2021-2025

1 Micro Surfacing Street Improvement Program							
Funding Source /Accounting Code(s)	2020 & Prior	2021	2022	2023	2024	2025	Total 21-25
General Fund							
1110-64800-572170	\$ 2,273,882	\$ 500,000	\$ 500,000	\$ 500,000	\$ 500,000	\$ 500,000	\$ 2,500,000
Total Project:							
2 Sidewalk Repair Program							
Funding Source /Accounting Code(s)	2020 & Prior	2021	2022	2023	2024	2025	Total 21-25
General Fund							
1110-64800-572500	\$ 99,951	\$ 50,000	\$ 50,000	\$ 50,000	\$ 50,000	\$ 50,000	\$ 250,000
Total Project:							
3 Beautification Corridor and Citywide Beautification Projects							
Funding Source /Accounting Code(s)	2020 & Prior	2021	2022	2023	2024	2025	Total 21-25
General Fund/SMF							
1110-63300-571460	\$ 168,621	\$ 250,000	\$ 250,000	\$ 250,000	\$ 250,000	\$ 250,000	\$ 1,250,000
Total Project:							
4 Quiet Zone Design/Construction (Center St & East South St)							
Funding Source /Accounting Code(s)	2020 & Prior	2021	2022	2023	2024	2025	Total 21-25
General Fund							
1110-63400-571300	\$ 137,693	\$ 250,000	\$ -	\$ -	\$ -	\$ -	\$ 250,000
Total Project:							
5 Windy Hill Road (Indian PB Drive to Purple Martin Avenue) GLO Grant Project Total Project Cost \$3,500,000 City's Share \$1,650,000							
Funding Source /Accounting Code(s)	2020 & Prior	2021	2022	2023	2024	2025	Total 21-25
General Fund/SMF							
1110-64805-572220	\$ -	\$ 1,650,000	\$ -	\$ -	\$ -	\$ -	\$ 1,650,000
Total Project:							
6 Windy Hill Road (Cherrywood to IH-35, to be completed by PW)							
Funding Source /Accounting Code(s)	2020 & Prior	2021	2022	2023	2024	2025	Total 21-25
General Fund/SMF							
1110-64805-572220	\$ -	\$ 500,000	\$ -	\$ -	\$ -	\$ -	\$ 500,000
Total Project:							

7 Old Post Road (County Provides Labor)								
Funding Source /Accounting Code(s)	2020 & Prior	2021	2022	2023	2024	2025	Total 21-25	
General Fund/SMF 1110-64800-572520	\$ 101,520	\$ 850,000	\$ -	\$ -	\$ -	\$ -	\$ 850,000	
Total Project:								

8 Way-Finding Signage Projects								
Funding Source /Accounting Code(s)	2020 & Prior	2021	2022	2023	2024	2025	Total 21-25	
General Fund/SMF 1110-63300-571470	\$ 38,760	\$ -	\$ -	\$ -	\$ -	\$ -	\$ -	
Total Project:								

9 Gateway Signage								
Funding Source /Accounting Code(s)	2020 & Prior	2021	2022	2023	2024	2025	Total 21-25	
Hotel Occupancy Fund 1350-63300-571450	\$ -	\$ -	\$ -	\$ -	\$ -	\$ -	\$ -	
General Fund 1110-63300-571450	215,261	-	-	-	-	-	-	
Total Project:	\$ 215,261	\$ -	\$ -	\$ -	\$ -	\$ -	\$ -	

10 City Hall/PD Power Generator Project								
Funding Source /Accounting Code(s)	2020 & Prior	2021	2022	2023	2024	2025	Total 21-25	
General Fund 1110-66700-572220	\$ 63,466	\$ -	\$ -	\$ -	\$ -	\$ 350,000	\$ 350,000	
2008 CO Bond Fund 1840-65100-572220	-	-	-	-	-	-	-	
Total Project:	\$ 63,466	\$ -	\$ -	\$ -	\$ -	\$ 350,000	\$ 350,000	

11 Historic City Hall Improvements								
Funding Source /Accounting Code(s)	2020 & Prior	2021	2022	2023	2024	2025	Total 21-25	
General Fund/SMF 1110-66700-572210	\$ 166,095	\$ -	\$ -	\$ -	\$ -	\$ -	\$ -	
Total Project:								

12 Dacy Lane Sidewalk								
Funding Source /Accounting Code(s)	2020 & Prior	2021	2022	2023	2024	2025	Total 21-25	
General Fund/SMF 1110-TBD	\$ -	\$ -	\$ -	\$ 60,000	\$ -	\$ -	\$ 60,000	
Total Project:								

13 Downtown Mixed-Use Building								
Funding Source /Accounting Code(s)	2020 & Prior	2021	2022	2023	2024	2025	Total 21-25	
General Fund								
1110-TBD	\$ -	\$ 1,200,000	\$ -	\$ -	\$ -	\$ -	\$ -	\$ 1,200,000
Total Project:								

14 City Square Park Redevelopment								
Funding Source /Accounting Code(s)	2020 & Prior	2021	2022	2023	2024	2025	Total 21-25	
General Fund								
1110-TBD	\$ -	\$ 1,300,000		\$ -	\$ -	\$ -	\$ -	\$ 1,300,000
Total Project:								

15 Center Street/Stagecoach Road (To be completed by PW)								
Funding Source /Accounting Code(s)	2020 & Prior	2021	2022	2023	2024	2025	Total 21-25	
General Fund								
1110-TBD	\$ -	\$ 1,500,000	\$ -	\$ -	\$ -	\$ -	\$ -	\$ 1,500,000
Total Project:								

16 Bunton Road (Lehman to PEC/SS, to be completed by PW)								
Funding Source /Accounting Code(s)	2020 & Prior	2021	2022	2023	2024	2025	Total 21-25	
General Fund								
1110-TBD	\$ -	\$ 500,000	\$ -	\$ -	\$ -	\$ -	\$ -	\$ 500,000
Total Project:								

17 Goforth Road (PEC/SS to Bebee Road, to be completed by PW)								
Funding Source /Accounting Code(s)	2020 & Prior	2021	2022	2023	2024	2025	Total 21-25	
General Fund								
1110-TBD	\$ -	\$ 1,250,000	\$ -	\$ -	\$ -	\$ -	\$ -	\$ 1,250,000
Total Project:								

TOTAL GENERAL FUND	\$ 3,456,687	\$ 9,800,000	\$ 2,300,000	\$ 860,000	\$ 800,000	\$ 1,150,000	\$ 14,910,000
PRE-FUNDED AMOUNT	\$ (3,456,687)	\$ (4,600,000)	\$ (1,500,000)	\$ -	\$ -	\$ -	\$ (750,000)
GENERAL FUND NET OF PRE-FUNDED	\$ -	\$ 5,200,000	\$ 800,000	\$ 860,000	\$ 800,000	\$ 1,150,000	\$ 14,160,000
TOTAL HOT FUND	\$ -	\$ -	\$ -	\$ -	\$ -	\$ -	\$ -

18 Uptown - Central Park								
Funding Source /Accounting Code(s)	2020 & Prior	2021	2022	2023	2024	2025	Total 21-25	
TIRZ #2								
1530-63510-573170	\$ 351,750	\$ 3,648,250	\$ -	\$ -	\$ -	\$ -	\$ 3,648,250	
Total Project:								

19 Uptown - Cultural Trails								
Funding Source /Accounting Code(s)	2020 & Prior	2021	2022	2023	2024	2025	Total 21-25	
TIRZ #2								
1530-TBD	\$ 173,250	\$ 1,826,750	\$ -	\$ -	\$ -	\$ -	\$ 1,826,750	
Total Project:								

TOTAL TIRZ #2	\$ 525,000	\$ 5,475,000	\$ -	\$ -	\$ -	\$ -	\$ -	\$ 5,475,000
----------------------	-------------------	---------------------	-------------	-------------	-------------	-------------	-------------	---------------------

20 Heroes Memorial								
Funding Source /Accounting Code(s)	2020 & Prior	2021	2022		2024	2025	Total 21-25	
Heroes Memorial Fund								
1531-63500-572220	\$ 500,000	\$ 4,500,000	\$ -		\$ -	\$ -	\$ 4,500,000	
Transfer from GF	-	-	-		-	-	-	
Total Project:								

TOTAL HEROES MEMORIAL FUND	\$ 500,000	\$ 4,500,000	\$ -	\$ -	\$ -	\$ -	\$ -	\$ 4,500,000
-----------------------------------	-------------------	---------------------	-------------	-------------	-------------	-------------	-------------	---------------------

21 Drainage Utility Master Plan and CIP Planning								
Funding Source /Accounting Code(s)	2020 & Prior	2021	2022	2023	2024	2025	Total 21-25	
Drainage Utility 3120-83500-572220	\$ 180,000	\$ -	\$ -	\$ -	\$ -	\$ -	\$ -	
Total Project:								
22 Drainage Priority Projects (From Master Plan)								
Funding Source /Accounting Code(s)	2020 & Prior	2021	2022	2023	2024	2025	Total 21-25	
Drainage Utility 3510-xxxx-572220	\$ 350,000	\$ 500,000	\$ 500,000	\$ 500,000	\$ 500,000	\$ -	\$ 2,000,000	
Total Project:								
23 Scott/Sledge Street Storm Drainage								
Funding Source /Accounting Code(s)	2020 & Prior	2021	2022	2023	2024	2025	Total 21-25	
Drainage Utility 3120-TBD	\$ -	\$ 450,000	\$ -	\$ -	\$ -	\$ -	\$ 450,000	
Total Project:								
24 Plum Creek/2770 Drainage Improvements								
Funding Source /Accounting Code(s)	2020 & Prior	2021	2022	2023	2024	2025	Total 21-25	
Drainage Utility 3510-69000-571800	\$ -	\$ -	\$ 225,000	\$ -	\$ -	\$ -	\$ 225,000	
Total Project:								
25 Drainage Utility - Quail Ridge								
Funding Source /Accounting Code(s)	2020 & Prior	2021	2022	2023	2024	2025	Total 21-25	
Drainage Utility 3120-83500-572220	\$ -	\$ -	\$ -	\$ 500,000	\$ -	\$ -	\$ 500,000	
Total Project:								
TOTAL DRAINAGE UTILITY	\$ 530,000	\$ 950,000	\$ 725,000	\$ 1,000,000	\$ 500,000	\$ -	\$ 3,175,000	
PRE-FUNDED AMOUNT	\$ -	\$ -	\$ (225,000)	\$ -	\$ -	\$ -	\$ (475,000)	
DRAINAGE NET OF PRE-FUNDED	\$ 530,000	\$ 950,000	\$ 500,000	\$ 1,000,000	\$ 500,000	\$ -	\$ 2,700,000	

26 Kyle Fajita Fields								
Funding Source /Accounting Code(s)	2020 & Prior	2021	2022	2023	2024	2025	Total 21-25	
Park Development Fund								
1720-TBD	\$ -	\$ 875,000	\$ -	\$ -	\$ -	\$ -	\$ 875,000	
Total Project:								
27 Kyle Christmas Tree								
Funding Source /Accounting Code(s)	2020 & Prior	2021	2022	2023	2024	2025	Total 21-25	
Park Development Fund								
1720-TBD	\$ 30,000	\$ 25,000	\$ -	\$ -	\$ -	\$ -	\$ 25,000	
Total Project:								
28 Kyle Pool Improvements								
Funding Source /Accounting Code(s)	2020 & Prior	2021	2022	2023	2024	2025	Total 21-25	
Park Development Fund								
1720-65300-572350	\$ 103,961	\$ 215,000	\$ -	\$ -	\$ -	\$ -	\$ 215,000	
Total Project:								
29 Kyle Citywide Playground Improvements								
Funding Source /Accounting Code(s)	2020 & Prior	2021	2022	2023	2024	2025	Total 21-25	
Park Development Fund								
1720-TBD	\$ -	\$ 20,000	\$ 20,000	\$ 20,000	\$ 20,000	\$ 20,000	\$ 100,000	
Total Project:								
30 Kyle Citywide Park Irrigation System Improvements								
Funding Source /Accounting Code(s)	2020 & Prior	2021	2022	2023	2024	2025	Total 21-25	
Park Development Fund								
1720-TBD	\$ -	\$ 25,000	\$ 25,000	\$ -	\$ -	\$ -	\$ 50,000	
Total Project:								
31 Park Improvements - Masonwood (New Park)								
Funding Source /Accounting Code(s)	2020 & Prior	2021	2022	2023	2024	2025	Total 21-25	
Park Development Fund								
1720-TBD	\$ -	\$ 35,000	\$ -	\$ -	\$ -	\$ -	\$ 35,000	
Total Project:								
32 Park Improvements - Lake Kyle								
Funding Source /Accounting Code(s)	2020 & Prior	2021	2022	2023	2024	2025	Total 21-25	
Park Development Fund								
1720-65300-572350	\$ 28,000	\$ -	\$ -	\$ -	\$ -	\$ -	\$ -	
Total Project:								

33 Park Improvements - Steeplechase								
Funding Source /Accounting Code(s)	2020 & Prior	2021	2022	2023	2024	2025	Total 21-25	
Park Development Fund 1720-65300-572350	\$ 6,000	\$ 35,000	\$ -	\$ -	\$ -	\$ -	\$ 35,000	
Total Project:								

34 Park Improvements - Waterleaf Trail								
Funding Source /Accounting Code(s)	2020 & Prior	2021	2022	2023	2024	2025	Total 21-25	
Park Development Fund 1720-65300-572350	\$ 50,000	\$ -	\$ -	\$ -	\$ 150,000	\$ -	\$ 150,000	
Total Project:								

35 Park Improvements - Lake Kyle Amphitheater								
Funding Source /Accounting Code(s)	2020 & Prior	2021	2022	2023	2024	2025	Total 21-25	
Park Development Fund 1720-65300-572350	\$ -	\$ -	\$ -	\$ -	\$ 175,000	\$ -	\$ 175,000	
Total Project:								

36 Park Improvements - Lake Kyle Outdoor Fitness Circuit Equipment								
Funding Source /Accounting Code(s)	2020 & Prior	2021	2022	2023	2024	2025	Total 21-25	
Park Development Fund 17200-65300-572350	\$ -	\$ -	\$ -	\$ 35,000	\$ -	\$ -	\$ 35,000	
Total Project:								

37 Park Development - (New) Four Seasons/Brookside Park								
Funding Source /Accounting Code(s)	2020 & Prior	2021	2022	2023	2024	2025	Total 21-25	
Park Development fund 1720-65300-572350	\$ -	\$ -	\$ 450,000	\$ 400,000	\$ -	\$ -	\$ 850,000	
Total Project:								

38 Park Improvements - Gregg-Clarke								
Funding Source /Accounting Code(s)	2020 & Prior	2021	2022	2023	2024	2025	Total 21-25	
Park Development Fund 1720-65300-572350	\$ 28,500	\$ -	\$ -	\$ -	\$ -	\$ 400,000	\$ 400,000	
Total Project:								

39 Park Improvements - Ash Pavilion/Hockey Rink								
Funding Source /Accounting Code(s)	2020 & Prior	2021	2022	2023	2024	2025	Total 21-25	
Park Development Fund 1720-65300-572350	\$ 407,837	\$ -	\$ 25,000	\$ -	\$ -	\$ -	\$ 25,000	
Total Project:								

40 Park Development - Linebarger Lake Phase 1								
Funding Source /Accounting Code(s)	2020 & Prior	2021	2022	2023	2024	2025	Total 21-25	
Park Development Fund 1720-65300-572350	\$ -	\$ -	\$ -	\$ -	\$ 60,000	\$ -	\$ 60,000	
Total Project:								
41 Bunton Creek Reserve Park & Trail								
Funding Source /Accounting Code(s)	2020 & Prior	2021	2022	2023	2024	2025	Total 21-25	
Park Development Fund 1720-65300-572350	\$ 172,500	\$ 25,000	\$ 25,000	\$ -	\$ -	\$ -	\$ 50,000	
Total Project:								
42 Park Development - Kyle Vista Park Phase 1								
Funding Source /Accounting Code(s)	2020 & Prior	2021	2022	2023	2024	2025	Total 21-25	
Park Development fund 1720-65300-572350	\$ 625,000	\$ -	\$ -	\$ -	\$ -	\$ -	\$ -	
Total Project:								
43 Plum Creek Trail (Spring Branch Section)								
Funding Source /Accounting Code(s)	2020 & Prior	2021	2022	2023	2024	2025	Total 21-25	
Park Development Fund 1720-65300-572350	\$ -	\$ 450,000	\$ -	\$ -	\$ -	\$ -	\$ 450,000	
Total Project:								
TOTAL PARK DEVELOPMENT	\$ 1,451,798	\$ 1,705,000	\$ 545,000	\$ 455,000	\$ 405,000	\$ 420,000	\$ 3,530,000	

44 ARWA Water Supply CIP								
Funding Source /Accounting Code(s)	2020 & Prior	2021	2022	2023	2024	2025	Total 21-25	
Utility Fund								
3100-82100-555170	\$ 22,323,106	\$ 14,394,870	\$ 14,197,680	\$ -	\$ -	\$ -	\$ 28,592,550	
Total Project:								
TOTAL ARWA BONDS	\$ 22,323,106	\$ 14,394,870	\$ 14,197,680	\$ -	\$ -	\$ -	\$ 28,592,550	

45 Water Improvements - Line Upgrades/Replacements								
Funding Source /Accounting Code(s)	2020 & Prior	2021	2022	2023	2024	2025	Total 21-25	
Water Utility Fund 3310-86400-571310	\$ 460,696	\$ 500,000	\$ 500,000	\$ 500,000	\$ 500,000	\$ 500,000	\$ 500,000	\$ 2,500,000
Total Project:								

46 Advanced Metering Infrastructure (Honeywell Study Recommendations)								
Funding Source /Accounting Code(s)	2020 & Prior	2021	2022	2023	2024	2025	Total 18-22	
Utility Fund 3310-TBD	\$ -	\$ -	\$ 2,500,000		\$ -	\$ -	\$ 2,500,000	
Total Project:								

TOTAL WATER CIP	\$ 460,696	\$ 500,000	\$ 3,000,000	\$ 500,000	\$ 500,000	\$ 500,000	\$ 500,000	\$ 5,000,000
PRE-FUNDED AMOUNT	\$ -	\$ -	\$ (2,500,000)	\$ -	\$ -	\$ -	\$ -	\$ (2,500,000)
Water CIP NET OF PRE-FUNDED	\$ 460,696	\$ 500,000	\$ 500,000	\$ 500,000	\$ 500,000	\$ 500,000	\$ 500,000	\$ 2,500,000

47 Water Tank - Anthem Plum Creek Development (City's Contribution)								
Funding Source /Accounting Code(s)	2020 & Prior	2021	2022	2023	2024	2025	Total 21-25	
Water Impact Fees 3320-86700-572140	\$ -	\$ 1,500,000	\$ 1,500,000	\$ -	\$ -	\$ -	\$ 3,000,000	
Total Project:								
48 Waterline from Anthem to FM 2770 and Kohler's Crossing (16 inch)								
Funding Source /Accounting Code(s)	2020 & Prior	2021	2022	2023	2024	2025	Total 21-25	
Water Impact Fees 3320-TBD	\$ -	\$ 650,000	\$ 650,000	\$ -	\$ -	\$ -	\$ 1,300,000	
Total Project:								
49 Water Tank Rehabilitation Program								
Funding Source /Accounting Code(s)	2020 & Prior	2021	2022	2023	2024	2025	Total 21-25	
Water Impact Fees 3320-86700-572140	\$ 935,079	\$ 500,000	\$ 500,000	\$ 500,000	\$ 500,000	\$ 500,000	\$ 2,500,000	
Total Project:								
50 County Line Water System Inter-Connect-Including SCADA								
Funding Source /Accounting Code(s)	2020 & Prior	2021	2022	2023	2024	2025	Total 21-25	
Water Impact Fees 3320-86600-571380	\$ -	\$ -	\$ -	\$ -	\$ -	\$ -	\$ -	
Total Project:								
51 Monarch Water System Inter-Connect - Including SCADA								
Funding Source /Accounting Code(s)	2020 & Prior	2021	2022	2023	2024	2025	Total 21-25	
Water Impact Fees 3320-86600-571390	\$ -	\$ -	\$ -	\$ -	\$ -	\$ -	\$ -	
Total Project:								
52 FM 1626 Pump Station Improvements (1.0 MG GST 2nd Tank To Include ARWA Water Delivery)								
Funding Source /Accounting Code(s)	2020 & Prior	2021	2022	2023	2024	2025	Total 21-25	
Water Impact Fees 3320-88100-572050	\$ 449,565	\$ 2,000,000	\$ 2,000,000	\$ -	\$ -	\$ -	\$ 4,000,000	
Total Project:								

53	Plum Creek Golf Course Reclaimed Water Line							
Funding Source /Accounting Code(s)	2020 & Prior	2021	2022	2023	2024	2025	Total 21-25	
Wastewater Impact Fees								
3320-89900- 573130 Eng	\$ -	\$ 1,600,000	\$ -	\$ -	\$ -	\$ -	\$ 1,600,000	
Total Project: 572220 Const								
TOTAL WATER CIP IMPACT FEE	\$ 1,384,644	\$ 6,250,000	\$ 4,650,000	\$ 500,000	\$ 500,000	\$ 500,000	\$ 12,400,000	
TOTAL WATER UTILITY W/O ARWA	\$ 1,845,340	\$ 6,750,000	\$ 7,650,000	\$ 1,000,000	\$ 1,000,000	\$ 1,000,000	\$ 17,400,000	
TOTAL WATER UTILITY	\$ 24,168,446	\$ 21,144,870	\$ 21,847,680	\$ 1,000,000	\$ 1,000,000	\$ 1,000,000	\$ 45,992,550	

54 Wastewater Improvements - Line Upgrades/Replacements								
Funding Source /Accounting Code(s)	2020 & Prior	2021	2022	2023	2024	2025	Total 21-25	
Wastewater Utility Fund 3410-87400-571310	\$ 791,937	\$ 500,000	\$ 500,000	\$ 500,000	\$ 500,000	\$ 500,000	\$ 500,000	\$ 2,500,000
Total Project:								

55 Wastewater Improvements - Edwards Drive								
Funding Source /Accounting Code(s)	2020 & Prior	2021	2022	2023	2024	2025	Total 21-25	
Wastewater Utility Fund 3410-57400-572500	\$ -	\$ 200,000	\$ -	\$ -	\$ -	\$ -	\$ -	\$ 200,000
Total Project:								

TOTAL WASTEWATER CIP	\$ 791,937	\$ 700,000	\$ 500,000	\$ 500,000	\$ 500,000	\$ 500,000	\$ 500,000	\$ 2,700,000
PRE-FUNDED AMOUNT	\$ -	\$ (200,000)	\$ -	\$ -	\$ -	\$ -	\$ -	\$ (200,000)
WW CIP NET OF PRE-FUNDED	\$ 791,937	\$ 500,000	\$ 500,000	\$ 500,000	\$ 500,000	\$ 500,000	\$ 500,000	\$ 2,500,000

56 Southside Wastewater Collection System								
Funding Source /Accounting Code(s)	2020 & Prior	2021	2022	2023	2024	2025	Total 21-25	
Wastewater Impact Fees 3420-88800-572220	\$ 1,761,597	\$ 1,000,000	\$ 500,000	\$ -	\$ -	\$ -	\$ 1,500,000	
Total Project:								
57 Bunton Creek Interceptor Ph 3.1								
Funding Source /Accounting Code(s)	2020 & Prior	2021	2022	2023	2024	2025	Total 21-25	
Wastewater Impact Fees 3420-88700- 573130 Eng	\$ 351,999	\$ 1,900,000	\$ 1,000,000	\$ -	\$ -	\$ -	\$ 2,900,000	
Total Project: 572220Const								
58 Bunton Creek Interceptor Ph 3.2 (TDA/Alsco Grant)								
Funding Source /Accounting Code(s)	2020 & Prior	2021	2022	2023	2024	2025	Total 21-25	
TDA Grant 4300-73400-553270-Grant Administration	\$ 92,927	\$ -	\$ -	\$ -	\$ -	\$ -	\$ -	
Wastewater Impact Fees 3420-89100-572220	1,473,902	50,000	-	-	-	-	\$ 50,000	
Total Project:								
59 Elliott Branch Interceptor Ph. 1 (Southside Plum Basin Interceptor)								
Funding Source /Accounting Code(s)	2020 & Prior	2021	2022	2023	2024	2025	Total 21-25	
Wastewater Impact Fees 3420-89000- 573130 Eng	\$ 310,998	\$ 4,000,000	\$ 2,200,000	\$ -	\$ -	\$ -	\$ 6,200,000	
Total Project: 572220 Const								
60 Elliott Branch Interceptor Ph. 2 (Scott St. to Cypress Forest)								
Funding Source /Accounting Code(s)	2020 & Prior	2021	2022	2023	2024	2025	Total 21-25	
Wastewater Impact Fees 3420-89500- 573130 Eng	\$ 972,550	\$ -	\$ -	\$ -	\$ -	\$ -	\$ -	
Total Project: 572220 Const								
61 Center Street Village Wastewater Improvement								
Funding Source /Accounting Code(s)	2020 & Prior	2021	2022	2023	2024	2025	Total 21-25	
Wastewater Impact Fees 3420-89400-573130	\$ 172,203	\$ 600,000	\$ 2,250,000	\$ -	\$ -	\$ -	\$ 2,850,000	
Total Project:								
62 Plum Creek Interceptor Ph. 1								
Funding Source /Accounting Code(s)	2020 & Prior	2021	2022	2023	2024	2025	Total 21-25	
Wastewater Impact Fees 3420-89600- 573130 Eng	\$ 243,050	\$ -	\$ -		\$ -	\$ -	\$ -	
Total Project: 572220 Const								

63 Plum Creek Golf Course Interceptor								
Funding Source /Accounting Code(s)	2020 & Prior	2021	2022	2023	2024	2025	Total 21-25	
Wastewater Impact Fees								
3420-89900- 573130 Eng	\$ 149,014	\$ -	\$ -	\$ -	\$ -	\$ -	\$ -	\$ -
3420-89900- 572220 Const	-	3,800,000	-	-	-	-	-	3,800,000
Total Project:	\$ 149,014	\$ 3,800,000	\$ -	\$ -	\$ -	\$ -	\$ -	\$ 3,800,000

64 North Trails WW Interceptor Upgrade to 36"								
Funding Source /Accounting Code(s)	2020 & Prior	2021	2022	2023	2024	2025	Total 21-25	
Wastewater Impact Fees								
3420-89200- 573130 Eng	\$ 341,575	\$ -	\$ -	\$ -	\$ -	\$ -	\$ -	\$ -
3420-89200- 572220 Const	-	2,700,000	1,000,000	-	-	-	-	3,700,000
Total Project:	\$ 341,575	\$ 2,700,000	\$ 1,000,000	\$ -	\$ -	\$ -	\$ -	\$ 3,700,000

65 Indian Paintbrush Lift Station Improvement								
Funding Source /Accounting Code(s)	2020 & Prior	2021	2022	2023	2024	2025	Total 21-25	
Wastewater Impact Fees								
3420-87300- 573130 Eng	\$ 351,118	\$ -	\$ -	\$ -	\$ -	\$ -	\$ -	\$ -
3420-87300- 572220 Const	-	1,800,000	-	-	-	-	-	1,800,000
Total Project:	\$ 351,118	\$ 1,800,000	\$ -	\$ -	\$ -	\$ -	\$ -	\$ 1,800,000

66 Four Seasons Farms WW Interceptor Upgrade to 36"								
Funding Source /Accounting Code(s)	2020 & Prior	2021	2022	2023	2024	2025	Total 21-25	
Wastewater Impact Fees								
3420-TBD-TBD	\$ -	\$ -	\$ -	\$ -	\$ -	\$ 100,000	\$ -	\$ 100,000
Total Project:	\$ -	\$ -	\$ -	\$ -	\$ -	\$ 100,000	\$ -	\$ 100,000

67 Steeplechase WW Interceptor Upgrade to 30"								
Funding Source /Accounting Code(s)	2020 & Prior	2021	2022	2023	2024	2025	Total 21-25	
Wastewater Impact Fees								
3420-TBD-TBD	\$ -	\$ -	\$ -	\$ -	\$ -	\$ 200,000	\$ -	\$ 200,000
Total Project:	\$ -	\$ -	\$ -	\$ -	\$ -	\$ 200,000	\$ -	\$ 200,000

68 Dacy WW Pipeline Upgrade to 18"								
Funding Source /Accounting Code(s)	2020 & Prior	2021	2022	2023	2024	2025	Total 21-25	
Wastewater Impact Fees								
3420-TBD-TBD	\$ -	\$ -	\$ -	\$ -	\$ -	\$ 25,000	\$ -	\$ 25,000
Total Project:	\$ -	\$ -	\$ -	\$ -	\$ -	\$ 25,000	\$ -	\$ 25,000

69 WWTP Interceptor Improvement Ph 1								
Funding Source /Accounting Code(s)	2020 & Prior	2021	2022	2023	2024	2025	Total 21-25	
Wastewater Impact Fees								
3420-88400-572220	\$ -	\$ -	\$ -	\$ -	\$ -	\$ -	\$ -	\$ -
Total Project:	\$ -	\$ -	\$ -	\$ -	\$ -	\$ -	\$ -	\$ -

70 WWTP Interceptor Improvement Ph 2								
Funding Source /Accounting Code(s)	2020 & Prior	2021	2022	2023	2024	2025	Total 21-25	
Wastewater Impact Fees 3420-88400-572220	\$ -	\$ -	\$ -	\$ -	\$ -	\$ -	\$ -	\$ -
Total Project:								

71 WWTP - Regional System								
Funding Source /Accounting Code(s)	2020 & Prior	2021	2022	2023	2024	2025	Total 21-25	
Wastewater Impact Fees 3420-88400-572220	\$ -	\$ -	\$ -	\$ -	\$ -	\$ -	\$ -	\$ -
Total Project:								

TDA GRANT FUND	\$ 92,927	\$ -	\$ -	\$ -	\$ -	\$ -	\$ -	\$ -
TOTAL WASTEWATER IMPACT	\$ 6,128,007	\$ 15,850,000	\$ 6,950,000	\$ -	\$ -	\$ 325,000	\$ 23,125,000	
TOTAL WASTEWATER UTILITY	\$ 6,919,943	\$ 16,550,000	\$ 7,450,000	\$ 500,000	\$ 500,000	\$ 825,000	\$ 45,644,943	

72 Bunton Creek Road								
Funding Source /Accounting Code(s)	2020 & Prior	2021	2022	2023	2024	2025	Total 21-25	
Road Bonds-Engineering/Construction	\$ 5,886,892	\$ -	\$ -	\$ -	\$ -	\$ -	\$ -	
Total Project:								
73 Goforth Road								
Funding Source /Accounting Code(s)	2020 & Prior	2021	2022	2023	2024	2025	Total 21-25	
Road Bonds-Engineering/Construction	\$ 8,989,532	\$ -	\$ -	\$ -	\$ -	\$ -	\$ -	
Total Project:								
74 Lehman Road								
Funding Source /Accounting Code(s)	2020 & Prior	2021	2022	2023	2024	2025	Total 21-25	
Road Bonds-Engineering/Construction	\$ 1,942,894	\$ 250,000	\$ -	\$ -	\$ -	\$ -	\$ 250,000	
Total Project:								
75 Marketplace Avenue								
Funding Source /Accounting Code(s)	2020 & Prior	2021	2022	2023	2024	2025	Total 21-25	
Road Bonds-Engineering/Construction	\$ 4,510,191	\$ -	\$ -	\$ -	\$ -	\$ -	\$ -	
Total Project:								
76 North Burleson Street								
Funding Source /Accounting Code(s)	2020 & Prior	2021	2022	2023	2024	2025	Total 21-25	
Road Bonds-Engineering/Construction	\$ 4,837,515	\$ 250,000	\$ -	\$ -	\$ -	\$ -	\$ 250,000	
Total Project:								
77 Burleson - Marketplace Extension at Burleson Roundabout								
Funding Source /Accounting Code(s)	2020 & Prior	2021	2022	2023	2024	2025	Total 21-25	
Road Bonds-Construction	\$ 638,529	\$ -	\$ -	\$ -	\$ -	\$ -	\$ -	
Total Project:								
78 Goforth Extension								
Funding Source /Accounting Code(s)	2020 & Prior	2021	2022	2023	2024	2025	Total 21-25	
Road Bonds-Engineering/Construction	\$ 1,176,106	\$ -	\$ -	\$ -	\$ -	\$ -	\$ -	
Total Project:								

79	Traffic Control at Bunton Creek and Goforth							
	Funding Source /Accounting Code(s)	2020 & Prior	2021	2022	2023	2024	2025	Total 21-25
	Road Bonds-Engineering/Construction	\$ 280,000	\$ -	\$ -	\$ -	\$ -	\$ -	\$ -
	Total Project:							

TOTAL Road Bonds	\$ 28,261,659	\$ 500,000	\$ -	\$ -	\$ -	\$ -	\$ -	\$ 500,000
-------------------------	----------------------	-------------------	-------------	-------------	-------------	-------------	-------------	-------------------

80	Community Safety Center Building							
	Funding Source /Accounting Code(s)	2020 & Prior	2021	2022	2023	2024	2025	Total 21-25
	Bonds-Engineering/Construction	\$ -	\$ 15,000,000	\$ 15,700,000	\$ -	\$ -	\$ -	\$ 30,700,000
	Total Project:							

TOTAL Bonds	\$ -	\$ 15,000,000	\$ 15,700,000	\$ -	\$ -	\$ -	\$ -	\$ 30,700,000
--------------------	-------------	----------------------	----------------------	-------------	-------------	-------------	-------------	----------------------

81	WWTP Expansion 3 to 4.5 MGD - Construction							
	Funding Source /Accounting Code(s)	2020 & Prior	2021	2022	2023	2024	2025	Total 21-25
	CO Bonds New Issue 1950-88300-572220	\$ 945,741	\$ 15,500,000	\$ 15,500,000	\$ -	\$ -	\$ -	\$ 31,000,000
	Total Project:							

TOTAL WWTP Bonds	\$ 945,741	\$ 15,500,000	\$ 15,500,000	\$ -	\$ -	\$ -	\$ -	\$ 31,000,000
-------------------------	-------------------	----------------------	----------------------	-------------	-------------	-------------	-------------	----------------------

82	Relocation of Rail Siding (Union Pacific Railroad)							
	Funding Source /Accounting Code(s)	2020 & Prior	2021	2022	2023	2024	2025	Total 21-25
	Transportation 1110-63400-571500	\$ 191,438	\$ -	\$ 1,500,000	\$ -	\$ -	\$ -	\$ 1,500,000
	1270-TBD	-	-	1,500,000	-	-	-	1,500,000
	Total Project:	\$ 191,438	\$ -	\$ 3,000,000	\$ -	\$ -	\$ -	\$ 3,000,000

TOTAL TRANSPORTATION	\$ -	\$ -	\$ 1,500,000	\$ -	\$ -	\$ -	\$ -	\$ 1,500,000
-----------------------------	-------------	-------------	---------------------	-------------	-------------	-------------	-------------	---------------------

83	Kyle Crossing (0.06 miles North from Kohlers Crossing)							
	Funding Source /Accounting Code(s)	2020 & Prior	2021	2022	2023	2024	2025	Total 21-25
	General Fund/SMF 1150-68500-572220	\$ 1,393,340	\$ -	\$ -	\$ -	\$ -	\$ -	\$ -
	Total Project:							

TOTAL STREET MAINT FUND	\$ 1,393,340	\$ -	\$ -	\$ -	\$ -	\$ -	\$ -	\$ -
--------------------------------	---------------------	-------------	-------------	-------------	-------------	-------------	-------------	-------------

TOTAL ALL FUNDS	\$ 68,245,541	\$ 91,124,870	\$ 65,567,680	\$ 3,815,000	\$ 3,205,000	\$ 3,395,000	\$ 167,107,550
------------------------	----------------------	----------------------	----------------------	---------------------	---------------------	---------------------	-----------------------



Fee Schedule – Rates, Fees, & Charges

Proposed by City Manager
Fiscal Year 2020-2021

City Council Budget Workshop
August 01, 2020

City of Kyle, Texas
Rates, Fees, and Charges Schedule
Approved Fiscal Year 2020-21 Budget

Code Section	Dept.	Description	FY 2020 Approved	FY 2021 Approved	\$ Change	% Change
Admin/General Revenue						
General Administration Fees						
	Admin	Notary Fees Eliminated Effective October 1, 2017				
	Admin	Acknowledgements & Proofs	\$0.00	\$0.00	\$0.00	0%
	Admin	Certified Copies	\$0.00	\$0.00	\$0.00	0%
	Admin	Oaths and Affirmations	\$0.00	\$0.00	\$0.00	0%
	Admin	All other notarial acts not listed	\$0.00	\$0.00	\$0.00	0%
	Admin	*Exception to notary fee for PD and Court activity				
	General	Returned Check Fee (per check)	\$38.06	\$38.06	\$0.00	0%
	General	Black & White Copies (per side of 8 ½ x 11)	\$0.15	\$0.15	\$0.00	0%
	General	Color Copies (per side of 8 ½ x 11)	\$0.65	\$0.65	\$0.00	0%
	General	Newspaper Publication Fee	\$190.21	\$190.21	\$0.00	0%
	General	Electronic Payment Processing Fee (per transaction)	\$2.50	\$2.50	\$0.00	0%
		For all Community Development transactions, an additional fee will be added based on the transaction total	2%	2%	\$0.00	0%
Chapter 11. Businesses						
11-99(2)	General	Release of a sealed coin-operated machine	\$15.75	\$15.75	\$0.00	0%
11-131(d)	General	Pool halls license (per table)	\$15.75	\$15.75	\$0.00	0%
Art. IX - Taxicabs						
11-311(a)	General	Taxicabs - Operating permit (maximum of five years)				
	General	First year	\$63.42	\$63.42	\$0.00	0%
	General	Additional years	\$31.71	\$31.71	\$0.00	0%
	General	New permit or expansion of number of taxicabs (per year)	\$63.42	\$63.42	\$0.00	0%
11-314	General	Taxicabs - Replacement permit	\$26.25	\$26.25	\$0.00	0%

Code Section	Dept.	Description	FY 2020 Approved	FY 2021 Approved	\$ Change	% Change
Building Revenue						
Chapter 8. Building Regulations						
Art. IV - Building permit fee components						
8-99	Bldg	Valuation of the work is \$500.00 or less, but one or more inspections are required because work includes structural alterations, mechanical system, etc.	\$50.72	\$50.72	\$0.00	0%
	Bldg	Per required inspection	\$57.05	\$57.05	\$0.00	0%
8-100	Bldg	Base permit fees				
	Bldg	Single-family residential (in square feet)				
	Bldg	900 or less	\$154.92	\$154.92	\$0.00	0%
	Bldg	901--1,200	\$263.38	\$263.38	\$0.00	0%
	Bldg	1,201--1,500	\$356.32	\$356.32	\$0.00	0%
	Bldg	1,501--2,000	\$449.27	\$449.27	\$0.00	0%
	Bldg	2,001--2,500	\$635.18	\$635.18	\$0.00	0%
	Bldg	2,501--3,000	\$914.11	\$914.11	\$0.00	0%
	Bldg	3,001+	\$1,006.98	\$1,006.98	\$0.00	0%
	Bldg	Per each additional 1,000 square feet or fraction	\$79.24	\$79.24	\$0.00	0%
	Bldg	Base permit fees				
	Bldg	Commercial and multifamily (in square feet)				
	Bldg	100 or less	\$148.18	\$148.18	\$0.00	0%
	Bldg	101--500	\$218.71	\$218.71	\$0.00	0%
	Bldg	501--1,000	\$271.20	\$271.20	\$0.00	0%
	Bldg	1,001--1,500	\$375.10	\$375.10	\$0.00	0%
	Bldg	1,501--2,000	\$473.51	\$473.51	\$0.00	0%
	Bldg	2,001--2,500	\$551.44	\$551.44	\$0.00	0%
	Bldg	2,501--3,000	\$612.94	\$612.94	\$0.00	0%
	Bldg	3,001--3,500	\$674.46	\$674.46	\$0.00	0%
	Bldg	3,501--4,000	\$735.96	\$735.96	\$0.00	0%
	Bldg	4,001--4,500	\$797.47	\$797.47	\$0.00	0%
	Bldg	4,501--5,000	\$858.97	\$858.97	\$0.00	0%
	Bldg	5,001--8,000	\$1,228.06	\$1,228.06	\$0.00	0%
	Bldg	8,001--11,000	\$1,870.51	\$1,870.51	\$0.00	0%
	Bldg	11,001--14,000	\$3,059.74	\$3,059.74	\$0.00	0%
	Bldg	14,001--17,000	\$3,428.80	\$3,428.80	\$0.00	0%
	Bldg	17,001--20,000	\$3,797.88	\$3,797.88	\$0.00	0%
	Bldg	20,001--25,000	\$4,686.37	\$4,686.37	\$0.00	0%
	Bldg	25,001--30,000	\$5,301.49	\$5,301.49	\$0.00	0%
	Bldg	30,001--35,000	\$5,914.71	\$5,914.71	\$0.00	0%
	Bldg	35,001+	\$5,914.71	\$5,914.71	\$0.00	0%
	Bldg	Per each additional 1,000 square feet or fraction	\$152.15	\$152.15	\$0.00	0%
8-101	Bldg	Cost to review such plans				
	Bldg	Residential percentage of base fee	25%	25%	\$0.00	0%
	Bldg	Multifamily & Commercial percentage of base fee plus rate/hour for hours worked	25% plus \$107.78/hour	25% plus \$107.78/hour	\$0.00	0%
8-102	Bldg	Inspection fees (multiplied by the minimum number of inspections required pursuant to codes)				
	Bldg	Single-family dwelling	\$57.05	\$57.05	\$0.00	0%
	Bldg	Multi-family and commercial	\$69.73	\$69.73	\$0.00	0%
	Bldg	Inspection fee for testing of lead and no direct connection between public drink	\$57.05	\$57.05	\$0.00	0%

Code Section	Dept.	Description	FY 2020 Approved	FY 2021 Approved	\$ Change	% Change
	Bldg	Reinspections				
	Bldg	Single-family dwellings	\$185.00	\$185.00	\$0.00	0%
	Bldg	Multifamily and commercial	\$222.00	\$222.00	\$0.00	0%
	Bldg	For each inspection requested out of sequence	\$57.07	\$57.07	\$0.00	0%
8-103	Bldg	Other building permit fees				
	Bldg	Moving structures (plus police escort fee)	\$126.79	\$126.79	\$0.00	0%
	Bldg	Demolition permits	\$57.05	\$57.05	\$0.00	0%
	Bldg	For each required demolition inspection	\$57.05	\$57.05	\$0.00	0%
	Bldg	Manufactured or mobile home (if not installed by a registered retailer or installer)/Job Trailer	\$57.05	\$57.05	\$0.00	0%
	Bldg	Per required inspection	\$57.05	\$57.05	\$0.00	0%
	Bldg	Swimming pools and spas (construction or installation)	\$126.79	\$126.79	\$0.00	0%
	Bldg	For each required pool/spa inspection	\$57.05	\$57.05	\$0.00	0%
	Bldg	Irrigation and backflow prevention assembly	\$63.39	\$63.39	\$0.00	0%
	Bldg	For each required inspection	\$50.72	\$50.72	\$0.00	0%
	Bldg	Certain structures with roof	\$63.39	\$63.39	\$0.00	0%
	Bldg	Per each required inspection	\$57.05	\$57.05	\$0.00	0%
	Bldg	(Construction of porches, patios, decks, carports, storage sheds, etc., under roof and not otherwise permitted)				
	Bldg	Remodeling and alterations	\$50.72	\$50.72	\$0.00	0%
	Bldg	(Structural alterations, repairs, and remodeling on all structures, including shell buildings and mobile or manufactured homes, for which a permit is not otherwise required if less than 200 sq. ft.)				
	Bldg	Single-family residential per required inspection	\$57.05	\$57.05	\$0.00	0%
	Bldg	Multifamily and commercial per required inspection	\$69.73	\$69.73	\$0.00	0%
	Bldg	Certificate of occupancy fee				
	Bldg	(If vacant or unused for one year, an inspection will be performed to determine the requirements to bring the building or other structure into compliance with current city ordinances and life, safety and health codes for the intended)				
	Bldg	Single-family residential	\$82.41	\$82.41	\$0.00	0%
	Bldg	Multifamily, commercial or industrial	\$95.09	\$95.09	\$0.00	0%
	Bldg	Required inspection time (per hour; one-hour minimum)	\$82.41	\$82.41	\$0.00	0%
8-105	Bldg	Existing buildings and structures				
	Bldg	Single-family	\$57.05	\$57.05	\$0.00	0%
	Bldg	Multifamily and commercial	\$95.09	\$95.09	\$0.00	0%
8-106	Bldg	Construction in extraterritorial jurisdiction (ETJ)				
	Bldg	Residential (minimum)	\$44.38	\$44.38	\$0.00	0%
	Bldg	Per inspection required	\$57.05	\$57.05	\$0.00	0%
	Bldg	Commercial Plumbing	\$57.05	\$57.05	\$0.00	0%
	Bldg	Multifamily and commercial per inspection	\$69.73	\$69.73	\$0.00	0%
	Bldg	Food/Beverage Establishment				
	Bldg	(Food Service, retail food, food processing plant or warehouse) Permit valid from Oct 01 to Sept 30	1 to 5 (\$126.79)	1 to 5 (\$126.79)	\$0.00	0%
	Bldg		6 to 19 (\$190.21)	6 to 19 (\$190.21)	\$0.00	0%
	Bldg		20 plus (\$317.00)	20 plus (\$317.00)	\$0.00	0%
	Bldg	Expired permit late fee	\$63.39	\$63.39	\$0.00	0%
	Bldg	Building administrative fees	\$63.39	\$63.39	\$0.00	0%
	Bldg	Holiday/Weekend Inspection - Commercial Base Fee	\$73.05	\$73.05	\$0.00	0%
	Bldg	Holiday/Weekend Inspection - Residential Base Fee	\$59.77	\$59.77	\$0.00	0%

Code Section	Dept.	Description	FY 2020 Approved	FY 2021 Approved	\$ Change	% Change
	Bldg	Holiday/Weekend Inspection - Hourly Rate for Commercial and Residential (One Hour Minimum)	\$45.55	\$45.55	\$0.00	0%
	Bldg	Wireless Network Provider ROW Fees Ord. No. 958 Application Fee - for up to 5 network nodes addressed in the same application	\$500.00	\$500.00	\$0.00	0%
	Bldg	Additional Node in same Application	\$250.00	\$250.00	\$0.00	0%
	Bldg	Fee for each Support pole in Application	\$1000.00	\$1000.00	\$0.00	0%
	Bldg	Annual Fee per operation node in public ROW	\$250.00 per year	\$250.00 per year	\$0.00	0%
	Bldg	Annual Service Pole Attachment Fee	\$20.00 per year	\$20.00 per year	\$0.00	0%
	Bldg	Natural Gas Transmission/Hazardous Pipeline Fees				
	Bldg	Pipeline Permit Application Fee	\$2,500.00	\$2,500.00	\$0.00	0%
	Bldg	Pipeline Right-of-Way Review & Inspection Fee	5% total construction cost within public ROW or public utility easement	5% total construction cost within public ROW or public utility easement	\$0.00	0%
	Bldg	Pipeline Right-of-Way Annual Use Fee	\$1.80 x number of linear feet of public ROW occupied, subsequent fees due each anniversary of permit	\$1.80 x number of linear feet of public ROW occupied, subsequent fees due each anniversary of permit	\$0.00	0%
	Bldg	Pipeline Information Reporting Fee	\$500.00 due by June 30th	\$500.00 due by June 30th	\$0.00	0%
* Fire Department Pass through Fees						
	Bldg	Plan Review & Initial Inspections				
	Bldg	New Shell Building Plan	\$150.00	\$150.00	\$0.00	0%
	Bldg	New Building Plan, New Tenant Finish-Out	\$150.00 + \$0.10 per sq. ft.	\$150.00 + \$0.10 per sq. ft.	\$0.00	0%
	Bldg	Building Plan - Remodel of existing tenant space	\$150.00	\$150.00	\$0.00	0%
	Bldg	Administrative Fee	\$63.39	\$63.39	\$0.00	0%
	Bldg	Fire Alarm Systems				
	Bldg	200 or fewer devices	\$200.00	\$200.00	\$0.00	0%
	Bldg	201 or greater devices	\$200.00 + \$0.50 per device over 200 devices	\$200.00 + \$0.50 per device over 200 devices	\$0.00	0%
	Bldg	Administrative Fee	\$63.39	\$63.39	\$0.00	0%
	Bldg	Fire Sprinkler Automatic Systems:				
	Bldg	Less than 6,001 sq. ft.	\$500.00	\$500.00	\$0.00	0%
	Bldg	6,001 to 12,000 sq. ft.	\$600.00	\$600.00	\$0.00	0%
	Bldg	Greater than 12,000 sq. ft.	\$600.00 + \$0.01 per sq. ft. over 12,000 (max \$800.00)	\$600.00 + \$0.01 per sq. ft. over 12,000 (max \$800.00)	\$0.00	0%
	Bldg	Automatic Fire Sprinkler System-Remodel	\$150.00	\$150.00	\$0.00	0%
	Bldg	Standpipe Systems	\$300.00 1st System, \$150 ea. additional systems	\$300.00 1st System, \$150 ea. additional systems	\$0.00	0%
	Bldg	Administrative Fee	\$63.39	\$63.39	\$0.00	0%
	Bldg	Fire Re-Inspection /Tests				
	Bldg	First System Re-Test	\$50.00	\$50.00	\$0.00	0%
	Bldg	Second System Re-Test	\$100.00	\$100.00	\$0.00	0%
	Bldg	Third System Re-Test	\$150.00	\$150.00	\$0.00	0%
	Bldg	Home Foster Care/Adoption	EXEMPT	EXEMPT	\$0.00	0%

Code Section	Dept.	Description	FY 2020 Approved	FY 2021 Approved	\$ Change	% Change
	Bldg	Other Fire Related Inspections				
	Bldg	Above/Underground Storage Tanks	\$200.00	\$200.00	\$0.00	0%
	Bldg	Access Gates	\$100.00	\$100.00	\$0.00	0%
	Bldg	Alternative Fire Suppression Systems (Paint/Spray Booths)	\$150.00	\$150.00	\$0.00	0%
	Bldg	Change of Occupancy Use	\$50.00	\$50.00	\$0.00	0%
	Bldg	Commercial Propane Installations	\$250.00	\$250.00	\$0.00	0%
	Bldg	Daycare Annual Inspection	\$75.00	\$75.00	\$0.00	0%
	Bldg	Healthcare/Assisted Living	\$45.00 + \$15.00 per additional building	\$45.00 + \$15.00 per additional building	\$0.00	0%
	Bldg	Hospitals/Licensed Clinics	\$75.00	\$75.00	\$0.00	0%
	Bldg	Hydrant Flow Test	\$100.00	\$100.00	\$0.00	0%
	Bldg	Kitchen Vent Hood Suppression System	\$150.00	\$150.00	\$0.00	0%
	Bldg	Administrative Fee	\$63.39	\$63.39	\$0.00	0%
Art. V - Mobile homes, manufactured homes and parks						
8-151	Bldg	Construction of a permanent residential and/or commercial structure in any mobile home park	\$209.20	\$209.20	\$0.00	0%
	Bldg	Plus per space amount	\$12.68	\$12.68	\$0.00	0%
8-152	Bldg	Mobile home owner's inspection certificate for initial hookup	\$34.89	\$34.89	\$0.00	0%
	Bldg	Reinspection	\$20.95	\$20.95	\$0.00	0%
	Bldg	Mobile home park certificate of inspection	\$69.73	\$69.73	\$0.00	0%
	Bldg	Plus per space amount	\$1.27	\$1.27	\$0.00	0%
	Bldg	Reinspection	\$20.95	\$20.95	\$0.00	0%
8-224	Bldg	Model home permit (for each application or resubmittal rejected application--to occupy)	\$69.73	\$69.73	\$0.00	0%
11-168	Bldg	Itinerant merchant (Solicitor's Permit), itinerant vendor license (per quarter)	\$31.75	\$31.75	\$0.00	0%
	Bldg	Mobile Food Vendor (Cold - per quarter)	\$47.50	\$47.50	\$0.00	0%
	Bldg	Mobile Food Vendor (Hot - per quarter)	\$55.50	\$55.50	\$0.00	0%
	Bldg	Temp Food Vendor (Cold - per month)	\$19.00	\$19.00	\$0.00	0%
	Bldg	Temp Food Vendor (Hot - per month)	\$22.25	\$22.25	\$0.00	0%
Chapter 29. Signs						
29-70	Bldg	Permit fee (based on gross surface area square footage)				
	Bldg	Up to 40	\$31.70	\$31.70	\$0.00	0%
	Bldg	41 to 60	\$63.39	\$63.39	\$0.00	0%
	Bldg	61 to 120	\$126.79	\$126.79	\$0.00	0%
	Bldg	121 to 200	\$221.80	\$221.80	\$0.00	0%
	Bldg	201 and larger	\$412.06	\$412.06	\$0.00	0%
	Bldg	Contractor Registration Fee (Annual)	\$12.65	\$12.65	\$0.00	0%

Code Section	Dept.	Description	FY 2020 Approved	FY 2021 Approved	\$ Change	% Change
Court Revenue						
Chapter 14. Courts						
14-60	Court	Non-standardized sheet size, postal charges			Varies	Varies
	Court	All other court fees are established in accordance to C.C.P (Court of Criminal Procedures) Chapter 102, Subchapter C, Article 102.071. http://www.statutes.legis.state.tx.us/Docs/CR/htm/CR.102.htm				
Penalties for Parking Violations -City Ordinance No. 1066, Section 47-203						
	Court	(a) A person who violates a parking regulation set forth in this Chapter shall be liable for a civil penalty according to the penalty schedule set forth in subsection (e) below, subject to increases in the civil penalty as provided in this Chapter up to a maximum penalty of \$200.00; provided that disabled parking violations and parking in front of a fire hydrant which shall be a minimum of \$150.00.				
	Court	(b) Any penalty not paid within 15 days of the date due is subject to an additional fee of 50 percent of the original penalty.				
	Court	(c) In addition to the penalties provided for in subsection (a), a vehicle with three or more unpaid adjudicated parking violations within a calendar year may be either immobilized by the attachment of a vehicle immobilizing device or impounded and towed to a vehicle storage facility at the owner's expense in accordance with the provisions of this article.				
	Court	(d) An administrative fee of \$50.00 to defray the city's costs in administering and enforcing orders pursuant to this article will be charged for each vehicle ordered immobilized or impounded.				
	Court	(e) Civil penalty schedule:				
	Court	(1) Level one violations\$30.00				
	Court	Parked overtime	\$30.00	\$30.00	\$0.00	0%
	Court	Parked within 20 feet of crosswalk	\$30.00	\$30.00	\$0.00	0%
	Court	Wheels over 18 inches from the curb	\$30.00	\$30.00	\$0.00	0%
	Court	Parked on wrong side of the street	\$30.00	\$30.00	\$0.00	0%
	Court	Parking within four feet of a residential mailbox during prohibited hours	\$30.00	\$30.00	\$0.00	0%
	Court	Backed into parking space not designated for back-in parking or parked head-in into a parking space designated for back-in parking	\$30.00	\$30.00	\$0.00	0%
	Court	Oversize vehicle in angle parking	\$30.00	\$30.00	\$0.00	0%
	Court	Parked for sale or repair	\$30.00	\$30.00	\$0.00	0%
	Court	No parking zone	\$30.00	\$30.00	\$0.00	0%
	Court	Blocking alley	\$30.00	\$30.00	\$0.00	0%
	Court	Blocking crosswalk	\$30.00	\$30.00	\$0.00	0%
	Court	Blocking driveway of business or residence	\$30.00	\$30.00	\$0.00	0%
	Court	Parked on sidewalk	\$30.00	\$30.00	\$0.00	0%
	Court	Double parked	\$30.00	\$30.00	\$0.00	0%
	Court	Parked in loading zone	\$30.00	\$30.00	\$0.00	0%
	Court	Parked in lane of traffic	\$30.00	\$30.00	\$0.00	0%
	Court	Parked in intersection	\$30.00	\$30.00	\$0.00	0%
	Court	Large motor vehicle, travel trailer, personal watercraft or boat, either attached or unattached to a motor vehicle on street in a residential area	\$30.00	\$30.00	\$0.00	0%
	Court	Commercial vehicle, semi-trailer, pole trailer, construction vehicle or farm equipment on street in residential area	\$30.00	\$30.00	\$0.00	0%
	Court	Parked in fire zone	\$30.00	\$30.00	\$0.00	0%
	Court	Parked in front or side yard or vacant lot	\$30.00	\$30.00	\$0.00	0%
	Court	Parked in a bicycle lane	\$30.00	\$30.00	\$0.00	0%
	Court	Parking in violation of a City Code provision regulating parking not otherwise stated here	\$30.00	\$30.00	\$0.00	0%
	Court	(2) Level two violations\$150.00				
	Court	Violations regarding disabled parking	\$150.00	\$150.00	\$0.00	0%
	Court	Parking/standing within 15' of a fire hydrant	\$150.00	\$150.00	\$0.00	0%

Code Section	Dept.	Description	FY 2020 Approved	FY 2021 Approved	\$ Change	% Change
Engineering Revenue						
	Eng	Warrant Fee for any TMUTCD warrant request	\$320.00	\$320.00	\$0.00	0%
Encroachment license fee (annual renewal)			N/A	TBD	TBD	
Water & Sewer Impact Fees						
50-259	Eng	Water & Sewer Impact Fees				
	Eng	Schedule of Water Impact Fees Per LUE*				
	Eng	*Refer to Table below for LUE determination				
	Eng	Current water impact fee would apply to vacant tracts platted prior to 6-20-1987				
	Eng	Current water impact fee would apply to any net increase in impact fee LUE on prior-assessed land.				
	Eng	Approved Plat Dates From 6-21-1987 to 6-27-1990	\$1,500.00	\$1,500.00	\$0.00	0%
	Eng	Approved Plat Dates From 6-28-1990 to 2-17-1997	\$841.00	\$841.00	\$0.00	0%
	Eng	Approved Plat Dates From 2-18-1997 to 4-16-2001	\$1,320.00	\$1,320.00	\$0.00	0%
	Eng	Approved Plat Dates From 4-17-2001 to 3-3-2008	\$1,100.00	\$1,100.00	\$0.00	0%
	Eng	Approved Plat Dates From 3-4-2008 to 1-16-2017	\$2,115.00	\$2,115.00	\$0.00	0%
Eng	Approved Plat Dates From 1-17-2017 to present	\$3,535.00	\$3,535.00	\$0.00	0%	
	Eng	Schedule of Sewer Impact Fees Per LUE*				
	Eng	*Refer to Table below for LUE determination				
	Eng	Current sewer impact fee would apply to vacant tracts platted prior to 6-20-1987				
	Eng	Current sewer impact fee would apply to any net increase in impact fee LUE on prior-assessed land.				
	Eng	Approved Plat Dates From 6-21-1987 to 6-27-1990	\$1,500.00	\$1,500.00	\$0.00	0%
	Eng	Approved Plat Dates From 6-28-1990 to 2-17-1997	\$1,062.00	\$1,062.00	\$0.00	0%
	Eng	Approved Plat Dates From 2-18-1997 to 4-16-2001	\$1,132.00	\$1,132.00	\$0.00	0%
	Eng	Approved Plat Dates From 4-17-2001 to 3-3-2008	\$1,613.00	\$1,613.00	\$0.00	0%
	Eng	Approved Plat Dates From 3-4-2008 to 1-16-2017	\$2,216.00	\$2,216.00	\$0.00	0%
	Eng	Approved Plat Dates From 1-17-2017 to present	\$2,826.00	\$2,826.00	\$0.00	0%
	Eng	LUE Determination Table				
	Eng	Estimated Maximum Expected Flow Rate (gpm)	Displacement & Multi-jet SRII & PMM	Compound C702. Table 1.	Turbine C701. Table 2. OMNI C2 & WR*	Living Unit Equivalents (LUEs)
	Eng	10	5/8" x 3/4"			1
	Eng	15	3/4"			1.5
	Eng	25	1"			2.5
	Eng	50	1.5"			5
	Eng	80	2"	2"	1.5"	8
	Eng	100			2"	10
	Eng	160		3"		16
	Eng	240			3"	24
	Eng	250		4"		25
	Eng	420			4"	42
	Eng	500		6"		50
	Eng	800		8"		80
	Eng	920			6"	92
	Eng	1600			8" *	160
	Eng	* The WR turbine meter is for 8" size only and does not have low flow accuracy capability.				

Code Section	Dept.	Description	FY 2020 Approved	FY 2021 Approved	\$ Change	% Change
Library Revenue						
Article V: Ord No: 358 Section 2-465. Library						
	Library	Printing and Photocopying Fees				
	Library	Color Printing (per page)	\$0.65	\$0.65	\$0.00	0%
	Library	Black/White Printing (per page)	\$0.15	\$0.15	\$0.00	0%
	Library	Photocopying Fee (per page Letter Size if one-sided)	\$0.15	\$0.15	\$0.00	0%
	Library	Photocopying Fee (per page Ledger Size if one-sided)	\$0.30	\$0.30	\$0.00	0%
	Library	Photocopying Fee (per page Letter Size if double-sided)	\$0.30	\$0.30	\$0.00	0%
	Library	Photocopying Fee (per page Ledger Size if double-sided)	\$0.60	\$0.60	\$0.00	0%
	Library	Overdue Books/DVDs/VHS Fees				
	Library	Overdue Book (per day) + associated postage costs	\$0.15	\$0.15	\$0.00	0%
	Library	Overdue DVD or VHS tape (per day) + associated postage costs	\$0.30	\$0.30	\$0.00	0%
	Library	Lost or damaged library item	Cost of item plus any overdue fees	Cost of item plus any overdue fees	\$0.00	0%
	Library	Handling fee for lost or damaged library item	\$5.00	\$5.00	\$0.00	0%
	Library	Fax Fees				
	Library	Incoming (per page)	\$0.30	\$0.30	\$0.00	0%
	Library	Outgoing				
	Library	Up to 5 pages	N/A	N/A	N/A	N/A
	Library	6 – 10 pages	N/A	N/A	N/A	N/A
	Library	11 – 15 pages	N/A	N/A	N/A	N/A
	Library	16 – 20 pages	N/A	N/A	N/A	N/A
	Library	21 – 25 pages	N/A	N/A	N/A	N/A
	Library	Per Set of 1 - 5 Pages	\$2.50	\$2.50	\$0.00	0%
	Library	International Fax				
	Library	Up to 5 pages	N/A	N/A	N/A	N/A
	Library	6 – 10 pages	N/A	N/A	N/A	N/A
	Library	11 – 15 pages	N/A	N/A	N/A	N/A
	Library	16 - 20 pages	N/A	N/A	N/A	N/A
	Library	21 - 25 pages	N/A	N/A	N/A	N/A
	Library	Per Set of 1 - 5 Pages	\$5.00	\$5.00	\$0.00	0%
	Library	Inter-Library Lending Fee (per book)	\$2.00	\$2.00	\$0.00	0%
	Library	Replacement Library Card	\$2.00	\$2.00	\$0.00	0%
	Library	Guest Computer Pass	\$1.00	\$1.00	\$0.00	0%
	Library	Community Room				
	Library	Burdine and Jack Johnson Wing Meeting Rooms				
		One event (up to 2 hours) free each month.	FREE	FREE	\$0.00	0%
		Subsequent hours \$10 per hour	10.00/ hour	10.00/ hour	\$0.00	0%
		Cleaning fee - required if food is served	\$100.00	\$100.00	\$0.00	0%

Code Section	Dept.	Description	FY 2020 Approved	FY 2021 Approved	\$ Change	% Change
PARD Revenue						
Chapter 26. Parks and Recreation						
26-146(a)(1)	PARD	Community Rooms - Kyle Resident (per hour)	\$40.00	\$40.00	\$0.00	0%
	PARD	Community Rooms - Kyle Resident (per day)	\$200.00	\$200.00	\$0.00	0%
	PARD	Community Rooms - Non-Kyle Resident (per hour)	\$80.00	\$80.00	\$0.00	0%
	PARD	Community Rooms - Non-Kyle Resident (per day)	\$400.00	\$400.00	\$0.00	0%
26-146(a)(3)	PARD	Gazebo-City Square Park - Kyle Resident (per hour)	\$20.00	\$20.00	\$0.00	0%
	PARD	Gazebo-City Square Park - Non-Kyle Resident (per hour)	\$40.00	\$40.00	\$0.00	0%
	PARD	Krug Activity Center - Kyle Resident (10% Discount for KASZ Members) (per hour)	\$120.00	\$120.00	\$0.00	0%
	PARD	Krug Activity Center - Kyle Resident (10% Discount for KASZ Members) (per day)	\$600.00	\$600.00	\$0.00	0%
	PARD	Krug Activity Center - Non- Kyle Resident (10% Discount for KASZ Members) (per hour)	\$240.00	\$240.00	\$0.00	0%
	PARD	Krug Activity Center - Non- Kyle Resident (10% Discount for KASZ Members) (per day)	\$1,200.00	\$1,200.00	\$0.00	0%
	PARD	Ash Pavilion - Kyle Resident (per hour)	\$120.00	\$120.00	\$0.00	0%
	PARD	Ash Pavilion - Kyle Resident (per day)	\$600.00	\$600.00	\$0.00	0%
	PARD	Ash Pavilion - Non- Kyle Resident (per hour)	\$240.00	\$240.00	\$0.00	0%
	PARD	Ash Pavilion - Non- Kyle Resident (per day)	\$1,200.00	\$1,200.00	\$0.00	0%
26-146(a)(4)	PARD	Sports Field - Kyle Resident				
	PARD	Without lights (per hour)	\$20.00	\$20.00	\$0.00	0%
	PARD	With lights (per hour)	\$40.00	\$40.00	\$0.00	0%
26-146(a)(4)	PARD	Sports Field - Non-Kyle Resident				
	PARD	Without lights (per hour)	\$40.00	\$40.00	\$0.00	0%
	PARD	With lights (per hour)	\$80.00	\$80.00	\$0.00	0%
26-146(a)(5)	PARD	Concession Sales – Kyle Resident (per hour)	\$20.00	\$20.00	\$0.00	0%
26-146(a)(5)	PARD	Concession Sales – Non Kyle Resident (per hour)	\$40.00	\$40.00	\$0.00	0%
	PARD	Food Truck Permit (Per Month)	\$60.00	\$60.00	\$0.00	0%
26-146(a)(6)	PARD	Covered Pavilion – Kyle Resident (per hour)	\$30.00	\$30.00	\$0.00	0%
26-146(a)(6)	PARD	Covered Pavilion – Non Kyle Resident (per hour)	\$60.00	\$60.00	\$0.00	0%
	PARD	Barricade Use Fee (per barricade)	\$15.00	\$15.00	\$0.00	0%
26-146(a)(7)	PARD	Portable Table Rentals in all parks and pool (per day)	\$13.00	\$13.00	\$0.00	0%
26-146(a)(8)	PARD	Tournament Rental (Sports Complex at Gregg-Clarke Park Includes Fields # 1 - # 4) (per day)	\$600.00	\$600.00	\$0.00	0%
26-146(a)(9)	PARD	Banner Ads at Gregg-Clarke Park (annual per square foot - based on location)	\$5.00 - \$15.00	\$5.00 - \$15.00	\$0.00	0%
	PARD	Private Event Rental Clean-Up Deposit (only \$100 is refundable)	\$125.00 plus add'l expenses incurred over deposit	\$125.00 plus add'l expenses incurred over deposit	\$0.00	0%
	PARD	Special Event Rental Clean-Up Deposit (only \$500 is refundable)	\$505.00 plus add'l expenses incurred over deposit	\$505.00 plus add'l expenses incurred over deposit	\$0.00	0%

Code Section	Dept.	Description	FY 2020 Approved	FY 2021 Approved	\$ Change	% Change
26-146(a)(8)	PARD	Swimming Pool				
	PARD	Open Swim Fees				
	PARD	Kyle residents				
	PARD	Ages 3 and under	N/A	N/A	\$0.00	0%
	PARD	Ages 4 - 12	\$1.00	\$1.00	\$0.00	0%
	PARD	Ages 13 - 17	\$2.00	\$2.00	\$0.00	0%
	PARD	Ages 18 - 54	\$3.50	\$3.50	\$0.00	0%
	PARD	Ages 55 and above	\$1.00	\$1.00	\$0.00	0%
	PARD	Non-Kyle residents (ages 4 and above)	\$5.00	\$5.00	\$0.00	0%
	PARD	Season Pass				
	PARD	Kyle residents				
	PARD	Ages 3 and under	N/A	N/A	\$0.00	0%
	PARD	Ages 4 - 12	\$26.00	\$26.00	\$0.00	0%
	PARD	Ages 13 - 17	\$52.00	\$52.00	\$0.00	0%
	PARD	Ages 18- 54	\$91.00	\$91.00	\$0.00	0%
	PARD	Ages 55 and above	\$26.00	\$26.00	\$0.00	0%
	PARD	Family of five (additional family member(s) must purchase pass in their age group)	\$160.00	\$160.00	\$0.00	0%
	PARD	Non-Kyle residents				
	PARD	Ages 3 and under	N/A	N/A	\$0.00	0%
	PARD	Ages 4 - 12	\$130.00	\$130.00	\$0.00	0%
	PARD	Ages 13 - 17	\$130.00	\$130.00	\$0.00	0%
	PARD	Ages 18 - 54	\$130.00	\$130.00	\$0.00	0%
	PARD	Ages 55 and above	\$130.00	\$130.00	\$0.00	0%
PARD	Family of five (additional family member must purchase pass in their age group)	\$400.00	\$400.00	\$0.00	0%	
	PARD	Punch Card (Equals 15 Visits)				
	PARD	Kyle residents				
	PARD	Ages 4 - 12	\$13.00	Discontinued	N/A	N/A
	PARD	Ages 13 - 17	\$26.00	Discontinued	N/A	N/A
	PARD	Ages 18 - 54	\$46.00	Discontinued	N/A	N/A
	PARD	Ages 55 and above	\$13.00	Discontinued	N/A	N/A
	PARD	Non-Kyle residents				
	PARD	Ages 4 - 12	\$65.00	Discontinued	N/A	N/A
	PARD	Ages 13 - 17	\$65.00	Discontinued	N/A	N/A
	PARD	Ages 18 - 54	\$65.00	Discontinued	N/A	N/A
PARD	Ages 55 and above	\$65.00	Discontinued	N/A	N/A	
	PARD	BOGO Season Passes & Punch Cards:				
	PARD	October 1 - March 31 (COB)	Buy One Get One-ELV	Discontinued	N/A	N/A
	PARD	Private rental of Kyle Pool, includes lifeguards (two-hour minimum; cost depends on number of guests/swimmers); Kyle Resident or Non-Resident	\$65.00 - \$300.00/Hour	\$65.00 - \$300.00/Hour	\$0.00	0%
	PARD	Swim Lessons (Kyle Resident and Non-Resident)				
	PARD	Group Swim Lessons (per session)	\$56.00	\$56.00	\$0.00	0%
	PARD	Preschool Swim Lessons (per session)	\$50.00	\$50.00	\$0.00	0%
	PARD	Private Swim Lessons (per session)	\$82.00	\$82.00	\$0.00	0%
	PARD	Parent-Tot Swim Lessons (per session)	\$56.00	\$56.00	\$0.00	0%
	PARD	Swim Team	\$160.00	\$160.00	\$0.00	0%

Code Section	Dept.	Description	FY 2020 Approved	FY 2021 Approved	\$ Change	% Change
26-146(b)	PARD	PARD Programs				
	PARD	Polar Bear Swim (per person)	\$15.00 - \$26.00	\$15.00 - \$26.00	\$0.00	0%
	PARD	Sports Leagues (per person)	\$25.00 - \$125.00	\$25.00 - \$125.00	\$0.00	0%
	PARD	Hooked on Fishing Programs (per person)	\$25.00 - \$75.00	\$25.00 - \$75.00	\$0.00	0%
	PARD	Safety Training Programs	\$10.00 - \$250.00	\$10.00 - \$250.00	\$0.00	0%
	PARD	Family Fun Ride	\$5.00 - \$15.00	\$5.00 - \$15.00	\$0.00	0%
	PARD	Summer Youth Camps - Registration	\$32.00	\$32.00	\$0.00	0%
	PARD	Summer Youth Camps - Per week, per child	120.00-150.00	120.00-150.00	\$0.00	0%
	PARD	Family Campout	\$126.00/family of 4 plus \$26.00 per each additional person	\$126.00/family of 4 plus \$26.00 per each additional person	\$0.00	0%
	PARD	Recreation Contract Programs	Refer to contract for rates and commission	Refer to contract for rates and commission	\$0.00	0%
	PARD	Teen Nights	\$2 - \$15/person	\$2 - \$15/person	\$0.00	0%
	PARD	July 4th Fireworks - Sponsor Fees (depends on donation amount)	\$1.00 - \$10,000.00	\$1.00 - \$10,000.00	\$0.00	0%
	PARD	Movies in the Park - Sponsor Fees (depends on donation amount)	\$1.00 - \$10,000.00	\$1.00 - \$10,000.00	\$0.00	0%
	PARD	Hooked on Fishing - Sponsor Fees (depends on donation amount)	\$1.00 - \$10,000.00	\$1.00 - \$10,000.00	\$0.00	0%
	PARD	Office Point of Purchase Sales (varies based on product)	\$1.00 - \$50.00	\$1.00 - \$50.00	\$0.00	0%
	PARD	PARD Events (Market Days, Easter, Halloween, Santa, etc.)				
	PARD	Booth Spaces	\$45.00 - \$90.00	\$35.00 - \$120.00	Varies	Varies
	PARD	Sponsorships (depends on donation amount)	\$1.00 - \$10,000.00	\$1.00 - \$10,000.00	\$0.00	0%
	PARD	Texas Hunting and Fishing Licenses				
			Rates Vary - Set by State of Texas - please refer to http://www.tpwd.state.tx.us/business/licenses/public/recreational/ for the current amount being charged. The amount listed on the website does include a 5% sales commission to the City.			
City of Kyle Employee Discounts						
Discounts may be offered to employees and their immediate family under the terms and conditions in the currently adopted in the City of Kyle Personnel Policy, Article 10. Benefits; Section 10.09 Wellness Program; Subsection B. Employee Discounts. These vary based on program and availability. Contact PARD for current discounts.						
Chapter 41. Subdivisions						
41-147(b)	PARD	Park Land Fee - Land	\$750.00 per dwelling unit	\$750.00 per dwelling unit	\$0.00	0%
	PARD	Park Development Fee - Improvements/Facilities	\$750.00 per dwelling unit	\$750.00 per dwelling unit	\$0.00	0%

Code Section	Dept.	Description	FY 2020 Approved	FY 2021 Approved	\$ Change	% Change	
Police Department Revenue							
Chapter 5. Animals							
5-156(d)	PD	Adoption of animals from shelter	\$95.08	\$95.08	\$0.00	0%	
5-184	PD	Failure of a dog or cat to wear a vaccination tag	\$25.36	\$25.36	\$0.00	0%	
5-185	PD	Annual Animal License Fee - Unneutered dog or cat	\$10.50	\$10.50	\$0.00	0%	
	PD	Annual Animal License Fee - Neutered dog or cat	\$5.25	\$5.25	\$0.00	0%	
	PD	Annual Animal License Fee - Other animals	\$5.25	\$5.25	\$0.00	0%	
5-213(a)	PD	Commercial animal enterprises and multiple animal ownership					
	PD	Circus or zoo	\$633.94	\$633.94	\$0.00	0%	
	PD	Commercial animal enterprise	\$126.79	\$126.79	\$0.00	0%	
	PD	Multiple Animal Owner	\$0.00	\$63.39	\$63.39		
	PD	Guard dog	\$63.39	\$63.39	\$0.00	0%	
	PD	Annual renewal fee for all	\$63.39	\$63.39	\$0.00	0%	
	PD	Multiple Animal Owner - One Time Permit Fee	\$63.39	Discontinued - now an annual fee	N/A	N/A	
5-9 (all fees)	PD	Miniature Livestock - One Time Permit Fee	\$50.00	Discontinued	N/A	N/A	
	PD	Impoundment Fee (Per Animal Captured) - San Marcos Animal Shelter					
5-9 (all fees)	PD	Unneutered Dog or Cat - First Time	\$21.74	\$21.74	\$0.00	0%	
	PD	Second Time	\$36.23	\$36.23	\$0.00	0%	
	PD	Third Time	\$72.45	\$72.45	\$0.00	0%	
	PD	Neutered Dog or Cat - First Time	\$21.74	\$21.74	\$0.00	0%	
	PD	Second Time	\$36.23	\$36.23	\$0.00	0%	
	PD	Third Time	\$72.45	\$72.45	\$0.00	0%	
	PD	Fowl or Other Small Animal - First Time	\$21.74	\$21.74	\$0.00	0%	
	PD	Second Time	\$36.23	\$36.23	\$0.00	0%	
	PD	Third Time	\$72.45	\$72.45	\$0.00	0%	
	PD	Livestock - First Time	\$60.38	\$60.38	\$0.00	0%	
	PD	Second Time	\$241.50	\$241.50	\$0.00	0%	
	PD	Third Time	\$422.63	\$422.63	\$0.00	0%	
	PD	Zoological and/or Circus Animal - First Time	\$120.75	\$120.75	\$0.00	0%	
	PD	Second Time	\$241.50	\$241.50	\$0.00	0%	
	PD	Third Time	\$603.75	\$603.75	\$0.00	0%	
	PD	More than four violations by any pet or combination thereof owned by the same person in three years or less shall be a flat fee for each impoundment thereafter.	\$603.75	\$603.75	\$0.00	0%	
		PD	Impoundment Fee (Per Animal Captured)				
		PD	Owner/Harbored Animal Surrender Fees:				
PD		Cats	\$0.00	\$0.00	\$0.00	0%	
PD		Dogs	\$0.00	\$0.00	\$0.00	0%	
PD		Litters dogs or cats	\$0.00	\$0.00	\$0.00	0%	
PD		Other small animals	\$0.00	\$0.00	\$0.00	0%	
PD		Large animals	N/A	N/A	N/A	N/A	
11-285	PD	Vehicles released during hours other than normal business	\$25.36	\$25.36	\$0.00	0%	
	PD	Annual Wrecker Application Fee	\$250.00	\$250.00	\$0.00	0%	
	PD	Licensed Vehicle Storage Facility Lien Foreclosure - Title 7, Subchapter H, chapter 683, mandated by State of Texas	\$10.00	\$10.00	\$0.00	0%	

Code Section	Dept.	Description	FY 2020 Approved	FY 2021 Approved	\$ Change	% Change
23-241(b)	PD	Abandoned motor vehicles (garage keepers report)	\$12.68	\$12.68	\$0.00	0%
	PD	Crash Report Fee - Requested Online (per report)	\$6.00	\$6.00	\$0.00	0%
	PD	Crash Report Fee - Requested at PD (per report)	\$6.00	\$6.00	\$0.00	0%
	PD	PD Certification of Crash Report (per report; in addition to Crash Report Fee)	\$2.00	\$2.00	\$0.00	0%
	PD	Local Background / Police Clearance Letter	\$10.00	\$10.00	\$0.00	0%
	PD	Alarm Permit - Residential	\$25.00	\$25.00	\$0.00	0%
	PD	Alarm Permit - Commercial/Other than Residential	\$50.00	\$50.00	\$0.00	0%
	PD	False Alarm Fee (Per Incident) - Number of violations is calculated over a rolling 12-month period				
		3 or Less	\$0.00	\$0.00	\$0.00	0%
		4 - 5	\$50.00	\$50.00	\$0.00	0%
		6 - 7	\$75.00	\$75.00	\$0.00	0%
		8 or More	\$100.00	\$100.00	\$0.00	0%
23.279	PD	Mass Gathering Fees				
		Permit Fee	\$300.00	\$300.00	\$0.00	0%
		Inspection Fee	Actual costs	Actual costs	\$0.00	0%
	PD	All other police department fees are established in accordance to the AG Charge Schedule authorized by the Texas Administrative Code, Title 1, Part 3, Chapter 70, Rule Section 70.3.				
47.4	PD	Golf Cart Permit Fee	\$20.00	\$20.00	\$0.00	0%
	PD	Vehicle Cost Recovery Fee				
		Mobile/ Patrol Use	\$ 10.00 per hour	\$ 10.00 per hour	\$0.00	0%
		Stationary Use	\$ 5.00 per hour	\$ 5.00 per hour	\$0.00	0%
		Presence Only	\$ 0.00 per hour	\$ 0.00 per hour	\$0.00	0%

Code Section	Dept.	Description	FY 2020 Approved	FY 2021 Approved	\$ Change	% Change
Planning Revenue						
Subdivision Plats						
	Plan	PID Application Fee	\$15,000.00	\$15,000.00	\$0.00	0%
8-109	Plan	Short form plat - Base	\$453.29	\$453.29	\$0.00	0%
8-115	Plan	Short form plat - + Per Lot Fee	\$6.04	\$6.04	\$0.00	0%
	Plan	Concept Plan - Base	\$1,110.91	\$1,110.91	\$0.00	0%
	Plan	Concept Plan - + Per Acre Fee	\$18.11	\$18.11	\$0.00	0%
8-110	Plan	Preliminary plan - Base	\$1,002.58	\$1,002.58	\$0.00	0%
	Plan	Preliminary plan - + Per Lot Fee	\$6.04	\$6.04	\$0.00	0%
8-111	Plan	Final plat - Base	\$1,142.76	\$1,142.76	\$0.00	0%
	Plan	Final plat - + Per Acre Fee	\$18.11	\$18.11	\$0.00	0%
8-112	Plan	Site development - Base	\$1,631.78	\$1,631.78	\$0.00	0%
	Plan	Site development - + Per Acre Fee	\$90.56	\$90.56	\$0.00	0%
	Plan	Small Site Development	\$894.47	\$894.47	\$0.00	0%
8-113	Plan	Engineer review fee (total amount billed to city, plus ten percent)	Varies	Varies	N/A	N/A
8-114	Plan	Plat vacation (plus all estimated county recording fees)	\$310.24	\$310.24	\$0.00	0%
8-116	Plan	Subdivision variance request (in advance for each variance requested)	\$564.53	\$564.53	\$0.00	0%
8-117	Plan	Construction inspection (total amount deposited prior to start of construction) For construction of all streets, water, wastewater, drainage and other infrastructure required to be constructed for the approval and final acceptance of any subdivision or section thereof shall be paid, together with all other applicable fees and charges	2% of estimated cost	2% of estimated cost	N/A	N/A
8-118	Plan	Zoning change and variances - Base	\$428.06	\$428.06	\$0.00	0%
	Plan	Zoning change and variances - + Per Acre Fee	\$3.62	\$3.62	\$0.00	0%
	Plan	Plum Creek PUD Substantial Amendment	\$407.68+\$3.45 per acre + newspaper notification fee	\$407.68+\$3.45 per acre + newspaper notification fee	N/A	N/A
	Plan	Plum Creek PUD Minor Amendment	\$200.00	\$200.00	\$0.00	0%
	Plan	Each applicant requested postponement of zoning request	\$69.72	\$69.72	\$0.00	0%
	Plan	Zoning Verification Letter	\$63.42	\$63.42	\$0.00	0%
	Plan	Public Improvement Construction Plan Review + 1.5% of value of improvements	\$1,838.52	\$1,838.52	\$0.00	0%

Code Section	Dept.	Description	FY 2020 Approved	FY 2021 Approved	\$ Change	% Change
	Plan	ALM Fee				

	A	B	C	D	E
	Land Use Category	Trips per Day	Cost Multiplier	No. Of DUs	GFA*/1,000
1	Single-Family Detached	9.52	\$ 129.00		
2	Single-Family Attached	5.81	\$ 65.00		
3	Multifamily	6.65	\$ 81.00		
4	Office	11.03	\$ 112.00		
5	Retail	44.32	\$ 34.00		
6	Shopping Center	42.7	\$ 40.00		
7	Warehouse/Storage	3.56	\$ 129.00		
8	Manufacturing	3.82	\$ 118.00		
9	Industrial	6.97	\$ 71.00		
10	Institutional	12.7	\$ 51.00		

Table Notes: Residential uses (rows 1,2, and 3) are computed by multiplying columns B, C, and D. Commercial uses (rows 4-10) are computed by multiplying columns B, C, and E. Mixed use and multi-use projects will be assigned their fees cumulatively, based on the percentage of each land use on the subject parcel.

Please reference Sec. 41-137(p) for additional details relating to the Adjacent Lane Mile fee

	Plan	Requested Code Amendment	\$200 (plus newspaper notification fee)	\$200 (plus newspaper notification fee)	N/A	N/A
	Plan	Voluntary Annexation	\$850 (plus newspaper notification fee)	\$850 (plus newspaper notification fee)	N/A	N/A
	Plan	Newspaper notification fee		\$190.21	\$0.00	0%
	Plan	Fire Department Preliminary, Final, & Plat Plan Review Fee		\$150.00	\$0.00	0%
	Plan	Fire Department Site Plan Review Fee		\$200.00	\$0.00	0%

Chapter 53. Zoning

53-639	Plan	Recreational vehicle park district (annual park license)				
	Plan	First ten lots	\$126.79	\$126.79	\$0.00	0%
	Plan	Per each additional lot	\$6.34	\$6.34	\$0.00	0%
53-895	Plan	Application for conditional use permit	\$190.21	\$190.21	\$0.00	0%
	Plan	Plus per acre	\$3.78	\$3.78	\$0.00	0%
	Plan	Maps for sale (fees)				
	Plan	Tabloid size (11" x 17")	\$5.00	\$5.00	\$0.00	0%
	Plan	Arch. C-Size (24" x 36")	\$15.00	\$15.00	\$0.00	0%
	Plan	Custom (formula: \$25.00 base + \$25.00 per hr.)	Variable price	Variable price	N/A	N/A
	Plan	Development Review Fee - at time of review request	\$850.00	\$850.00	\$0.00	0%
	Plan	Signage for sites undergoing a land entitlement process	\$127.00	\$127.00	\$0.00	0%

Code Section	Dept.	Description	FY 2020 Approved	FY 2021 Approved	\$ Change	% Change
Public Works Revenue						
Chapter 38. Streets, Sidewalks and Other Public Places						
38-139	PW	Construction permit (alteration in right-of-way)	\$316.97	\$316.97	\$0.00	0%
	PW	Plus any engineering fees incurred				
	PW	Per month of duration of permit	\$63.39	\$63.39	\$0.00	0%
38-140	PW	Excavation permit (alteration in right-of-way)	\$316.97	\$316.97	\$0.00	0%
	PW	Plus any engineering fees incurred				
	PW	Per month of duration of permit	\$63.39	\$63.39	\$0.00	0%
38-144	PW	Certificate of occupation per year and per linear foot (permanent structure in right-of-way)	\$15.75/linear foot	\$15.75/linear foot	\$0.00	0%
38-145	PW	Temporary obstruction or occupation of the right-of-way	\$157.50	\$157.50	\$0.00	0%
38-153	PW	Appeal from permit revocation or other action	\$157.50	\$157.50	\$0.00	0%
	PW	Small Cell Node Network (in ROW)	\$500.00 up to 5 nodes + \$250 for each additional node in same application and a fee of \$1,000.00 for each support node	\$500.00 up to 5 nodes + \$250 for each additional node in same application and a fee of \$1,000.00 for each support node	\$500.00 up to 5 nodes + \$250 for each additional node in same application and a fee of \$1,000.00 for each support node	100%
Chapter 50. Utilities						
50-20(a)	PW	Water and sewer system tap fees				
	PW	Water tap				
	PW	Inside city	\$217.35 + Cost	\$217.35 + Cost	\$0.00	0%
	PW	Outside city	\$274.68 + Cost	\$274.68 + Cost	\$0.00	0%
	PW	Sewer tap				
	PW	Inside city	\$217.35 + Cost	\$217.35 + Cost	\$0.00	0%
	PW	Outside city	\$274.68 + Cost	\$274.68 + Cost	\$0.00	0%
	PW	Water Flow Tests	\$60.38	\$60.38	\$0.00	0%
	PW	Water Bac-T (Bacteria) Samples -First Sample	\$60.38	\$60.38	\$0.00	0%
	PW	Water Bac-T (Bacteria) -Each Additional Sample	\$25.00	\$25.00	\$0.00	0%
Art. V - Industrial Waste						
50-211(d)	PW	Tests for waste of abnormal strength	\$6.35	\$6.35	\$0.00	0%

Code Section	Dept.	Description	FY 2020 Approved	FY 2021 Approved	\$ Change	% Change
Special Events Revenue						
	SE	Pie In the Sky:				
		Gate Fee Morning Session - AM Session (Saturday & Sunday)	\$10.00	\$10.00	\$0.00	0%
		Gate Fee Afternoon/Evening Session - PM Session (Saturday & Sunday)	\$20.00	\$20.00	\$0.00	0%
		Gate Fee Weekend Pass (Saturday & Sunday)	\$30.00	\$30.00	\$0.00	0%
		Vendor Booth Space - Premium	\$250.00	\$250.00	\$0.00	0%
		Vendor Booth Space - Market	\$175.00	\$175.00	\$0.00	0%
		Vendor Booth Space - Non-Profit Organization	\$150.00	\$150.00	\$0.00	0%
		Sponsorships - Ranges From \$500 to \$15,000	\$500.00-\$15,000.00	\$500.00-\$15,000.00	N/A	N/A
		Entry Fees - (to account for VIP ticket sales)	\$5.00-\$100.00	\$5.00-\$100.00	N/A	N/A
		Vendor Fees - (to account for market vendors to food vendors to specialty vendors)	\$100.00-\$800.00	\$100.00-\$1000.00	Varies	Varies
	SE	Field Day:				
		Team Registration	\$325.00	Discontinued	N/A	N/A
		Sponsorship - Game MVP	\$1,500.00	Discontinued	N/A	N/A
		Sponsorship - Superstar	\$1,000.00	Discontinued	N/A	N/A
		Sponsorship - All Star	\$600.00	Discontinued	N/A	N/A
		Sponsorship - Game Changer	\$400.00	Discontinued	N/A	N/A
		Sponsorship - Spirit Leader	\$200.00	Discontinued	N/A	N/A
	SE	2020 Destination Event				
		Registration Fees - Ranges from \$15.00-\$300.00	\$15.00 - \$300.00	Discontinued	N/A	N/A
		Vendor Fees - Ranges from \$100.00-\$800.00	\$100.00 - \$800.00	Discontinued	N/A	N/A
		Sponsorships - Ranges from \$200.00-\$10,000	\$200.00 - \$10,000	Discontinued	N/A	N/A
	SE	2021 Destination Event- Fajita Festival				
		BBQ Competition Registration Fees - Ranges from \$15.00-\$800.00	N/A	\$15.00 - \$800.00	Varies	Varies
		Vendor Fees - Ranges from \$100.00-\$800.00	N/A	\$100.00 - \$800.00	\$0.00	0%
		Sponsorships - Ranges from \$200.00-\$15,000	N/A	\$200.00 - \$15,000	Varies	Varies

Code Section	Dept.	Description	FY 2020 Approved	FY 2021 Approved	\$ Change	% Change
Utility Billing Revenue						
50-21	UB	Service Connection Fee				
	UB	Water, sewer, and trash customers	\$63.39	\$63.39	\$0.00	0%
	UB	Wastewater customers only-service charge	\$31.70	\$31.70	\$0.00	0%
	UB	Refuse customers only - service charge	\$31.70	\$31.70	\$0.00	0%
	UB	Emergency shut off fee	\$63.39	\$63.39	\$0.00	0%
	UB	After hours turn on fee	\$63.39	\$63.39	\$0.00	0%
	UB	Meter Test (3rd Party)				
	UB	Residential meter	\$120.45	\$120.45	\$0.00	0%
	UB	Commercial meter	\$221.88	\$221.88	\$0.00	0%
	UB	Meter tampering fee	\$633.94 + Possible Fine	\$633.94 + Possible Fine	N/A	N/A
UB	Late payment penalty	10% of outstanding balance	10% of outstanding balance	N/A	N/A	
50-22	UB	Deposit for water, sewer and trash collection services (per LUE)	\$95.09	\$95.09	\$0.00	0%
	UB	Deposit for sewer and trash collection services only (per LUE)	\$63.39	\$63.39	\$0.00	0%
	UB	Deposit for Refuse Service Only	\$31.70	\$31.70	\$0.00	0%
	UB	Fire Hydrant Deposit	\$1,449.00	\$1,449.00	\$0.00	0%
	UB	Fire Hydrant Minimum Charge (monthly)	\$166.10	\$166.10	\$0.00	0%
	UB	Delinquent Billing Fee (Disconnect/Reconnect)				
	UB	Within corporate limits of the city	\$55.13	\$55.13	\$0.00	0%
	UB	Outside corporate limits of the city	\$76.07	\$76.07	\$0.00	0%
	UB	Additional deposit may be required (calculated)			N/A	N/A
	UB	Delinquent Billing Fee (Disconnect List Only)	\$38.04	Discontinued	N/A	N/A
UB	Turn On/ Transfer of service fee (within the city)	\$38.04	\$38.04	\$0.00	0%	
UB	Cost of Meter (initial install of meter - actual City cost plus ten percent)	Varies	Varies	N/A	N/A	
UB	Service Charge for Inspection Turn On	\$72.45	\$72.45	\$0.00	0%	
50-23	UB	Water Minimum Charge (monthly)				
	UB	Inside city				
	UB	Single-family residential				
	UB	5/8 and 3/4 inch	\$33.23	\$36.55	\$3.32	10%
	UB	1-inch	\$49.83	\$54.81	\$4.98	10%
	UB	1 1/2-inch	\$83.04	\$91.34	\$8.30	10%
	UB	2-inch	\$166.10	\$182.71	\$16.61	10%
	UB	3-inch	\$265.75	\$292.33	\$26.58	10%
	UB	4-inch	\$531.50	\$584.65	\$53.15	10%
	UB	6-inch	\$830.47	\$913.52	\$83.05	10%
	UB	8-inch	\$1,660.93	\$1,827.02	\$166.09	10%
	UB	Multifamily residential				
	UB	5/8 and 3/4 inch	\$33.23	\$36.55	\$3.32	10%
	UB	1-inch	\$49.83	\$54.81	\$4.98	10%
	UB	1 1/2-inch	\$83.04	\$91.34	\$8.30	10%
	UB	2-inch	\$166.10	\$182.71	\$16.61	10%
	UB	3-inch	\$265.75	\$292.33	\$26.58	10%
	UB	4-inch	\$531.50	\$584.65	\$53.15	10%
	UB	6-inch	\$830.47	\$913.52	\$83.05	10%
	UB	8-inch	\$1,660.93	\$1,827.02	\$166.09	10%

Code Section	Dept.	Description	FY 2020 Approved	FY 2021 Approved	\$ Change	% Change
	UB	Commercial				
	UB	5/8 and 3/4 inch	\$33.23	\$36.55	\$3.32	10%
	UB	1-inch	\$49.83	\$54.81	\$4.98	10%
	UB	1 1/2-inch	\$83.04	\$91.34	\$8.30	10%
	UB	2-inch	\$166.10	\$182.71	\$16.61	10%
	UB	3-inch	\$265.75	\$292.33	\$26.58	10%
	UB	4-inch	\$531.50	\$584.65	\$53.15	10%
	UB	6-inch	\$830.47	\$913.52	\$83.05	10%
	UB	8-inch	\$1,660.93	\$1,827.02	\$166.09	10%
	UB	Irrigation				
	UB	5/8 and 3/4 inch	\$33.23	\$36.55	\$3.32	10%
	UB	1-inch	\$49.83	\$54.81	\$4.98	10%
	UB	1 1/2-inch	\$83.04	\$91.34	\$8.30	10%
	UB	2-inch	\$166.10	\$182.71	\$16.61	10%
	UB	3-inch	\$265.75	\$292.33	\$26.58	10%
	UB	4-inch	\$531.50	\$584.65	\$53.15	10%
	UB	6-inch	\$830.47	\$913.52	\$83.05	10%
	UB	8-inch	\$1,660.93	\$1,827.02	\$166.09	10%
	UB	Outside City				
	UB	Single-family residential				
	UB	5/8 and 3/4 inch	\$44.71	\$49.18	\$4.47	10%
	UB	1-inch	\$67.07	\$73.78	\$6.71	10%
	UB	1 1/2-inch	\$111.80	\$122.98	\$11.18	10%
	UB	2-inch	\$223.59	\$245.95	\$22.36	10%
	UB	3-inch	\$357.74	\$393.51	\$35.77	10%
	UB	4-inch	\$715.47	\$787.02	\$71.55	10%
	UB	6-inch	\$1,117.94	\$1,229.73	\$111.79	10%
	UB	8-inch	\$2,235.87	\$2,459.46	\$223.59	10%
	UB	Multifamily residential				
	UB	5/8 and 3/4 inch	\$44.71	\$49.18	\$4.47	10%
	UB	1-inch	\$67.07	\$73.78	\$6.71	10%
	UB	1 1/2-inch	\$111.80	\$122.98	\$11.18	10%
	UB	2-inch	\$223.59	\$245.95	\$22.36	10%
	UB	3-inch	\$357.74	\$393.51	\$35.77	10%
	UB	4-inch	\$715.47	\$787.02	\$71.55	10%
	UB	6-inch	\$1,117.94	\$1,229.73	\$111.79	10%
	UB	8-inch	\$2,235.87	\$2,459.46	\$223.59	10%
	UB	Commercial				
	UB	5/8 and 3/4 inch	\$44.71	\$49.18	\$4.47	10%
	UB	1-inch	\$67.07	\$73.78	\$6.71	10%
	UB	1 1/2-inch	\$111.80	\$122.98	\$11.18	10%
	UB	2-inch	\$223.59	\$245.95	\$22.36	10%
	UB	3-inch	\$357.74	\$393.51	\$35.77	10%
	UB	4-inch	\$715.47	\$787.02	\$71.55	10%
	UB	6-inch	\$1,117.94	\$1,229.73	\$111.79	10%
	UB	8-inch	\$2,235.87	\$2,459.46	\$223.59	10%

Code Section	Dept.	Description	FY 2020 Approved	FY 2021 Approved	\$ Change	% Change
	UB	Irrigation				
	UB	5/8 and 3/4 inch	\$44.71	\$49.18	\$4.47	10%
	UB	1-inch	\$67.07	\$73.78	\$6.71	10%
	UB	1 1/2-inch	\$111.80	\$122.98	\$11.18	10%
	UB	2-inch	\$223.59	\$245.95	\$22.36	10%
	UB	3-inch	\$357.74	\$393.51	\$35.77	10%
	UB	4-inch	\$715.47	\$787.02	\$71.55	10%
	UB	6-inch	\$1,117.94	\$1,229.73	\$111.79	10%
	UB	8-inch	\$2,235.87	\$2,459.46	\$223.59	10%
	UB	Water volume rate monthly use (per 1,000 gallons)				
	UB	Inside city limits				
	UB	Single-family residential				
	UB	1 to 4,000	\$4.40	\$4.84	\$0.44	10%
	UB	4,001 to 8,000	\$5.50	\$6.05	\$0.55	10%
	UB	8,001 to 12,000	\$6.61	\$7.27	\$0.66	10%
	UB	12,001 to 16,000	\$7.69	\$8.46	\$0.77	10%
	UB	16,001 to 20,000	\$8.80	\$9.68	\$0.88	10%
	UB	20,001 to 30,000	\$9.90	\$10.89	\$0.99	10%
	UB	30,001 to 50,000	\$11.01	\$12.11	\$1.10	10%
	UB	50,001 or more	\$13.20	\$14.52	\$1.32	10%
	UB	Multifamily residential				
	UB	1 to 99,999,999	\$7.94	\$8.73	\$0.79	10%
	UB	Commercial				
	UB	1 to 99,999,999	\$7.94	\$8.73	\$0.79	10%
	UB	Irrigation				
	UB	1 to 99,999,999	\$9.27	\$10.20	\$0.93	10%
	UB	Construction				
	UB	1 to 99,999,999	\$7.94	\$8.73	\$0.79	10%
	UB	Outside city limits				
	UB	Single-family residential				
	UB	1 to 4,000	\$5.94	\$6.53	\$0.59	10%
	UB	4,001 to 8,000	\$7.41	\$8.15	\$0.74	10%
	UB	8,001 to 12,000	\$8.88	\$9.77	\$0.89	10%
	UB	12,001 to 16,000	\$10.37	\$11.41	\$1.04	10%
	UB	16,001 to 20,000	\$11.84	\$13.02	\$1.18	10%
	UB	20,001 to 30,000	\$13.34	\$14.67	\$1.33	10%
	UB	30,001 to 50,000	\$14.81	\$16.29	\$1.48	10%
	UB	50,001 or more	\$17.77	\$19.55	\$1.78	10%
	UB	Multifamily residential				
	UB	1 to 99,999,999	\$10.69	\$11.76	\$1.07	10%
	UB	Commercial				
	UB	1 to 99,999,999	\$10.69	\$11.76	\$1.07	10%
	UB	Irrigation				
	UB	1 to 99,999,999	\$12.47	\$13.72	\$1.25	10%
	UB	Construction				
	UB	1 to 99,999,999	\$8.90	\$9.79	\$0.89	10%
	UB	Emergency interconnect wholesale water rate (per 1,000 gallons)	\$7.94	\$8.73	\$0.79	10%

Code Section	Dept.	Description	FY 2020 Approved	FY 2021 Approved	\$ Change	% Change
50-24	UB	Wastewater Minimum Charge (monthly)				
	UB	Inside city limits				
	UB	Residential	\$19.79	\$21.77	\$1.98	10%
	UB	Nonresidential	\$19.79	\$21.77	\$1.98	10%
	UB	Commercial Sewer Only	\$19.79	\$21.77	\$1.98	10%
	UB	Flat rate customers	\$47.92	\$52.71	\$4.79	10%
	UB	Outside city limits				
	UB	Residential	\$26.71	\$29.38	\$2.67	10%
	UB	Nonresidential	\$26.71	\$29.38	\$2.67	10%
	UB	Commercial Sewer Only	\$26.71	\$29.38	\$2.67	10%
	UB	Flat rate customers	\$64.69	\$71.16	\$6.47	10%
	UB	Sewer volume rate monthly use (per 1,000 gallons)				
	UB	Inside city limits				
	UB	Residential (based on winter water use average)	\$3.83	\$4.21	\$0.38	10%
	UB	Nonresidential (based on monthly water meter reading)	\$4.32	\$4.76	\$0.43	10%
	UB	Commercial Sewer Only	\$4.32	\$4.76	\$0.43	10%
	UB	Flat rate customers	N/A	N/A	N/A	N/A
	UB	Outside city limits				
	UB	Residential (based on winter water use average)	\$5.17	\$5.69	\$0.52	10%
	UB	Nonresidential (based on monthly water meter reading)	\$5.84	\$6.43	\$0.58	10%
UB	Commercial Sewer Only	\$5.84	\$6.43	\$0.58	10%	
UB	Flat rate customers	N/A	N/A	N/A	N/A	
50-25	UB	Solid waste collection and disposal monthly rates (Per TDS contract with the City of Kyle)				
	UB	Full Retail Rate - October - March (includes franchise fee and sales tax)	\$26.51	\$26.58	\$0.07	0%
	UB	Full Retail Rate - April - September (includes franchise fee and sales tax)	\$26.58	\$27.24	\$0.66	2%
	UB	Refuse Extra Cart - October - March (includes franchise fee and sales tax)	\$15.12	\$5.95	\$9.17	-61%
	UB	Refuse Extra Cart - April - September (includes franchise fee and sales tax)	\$5.95	\$6.11	\$0.16	3%
	UB	Bag Tag (per each extra 30 gallon bag or bundle) - October - March	\$7.06	Discontinued	N/A	N/A
	UB	Bag Tag (per each extra 30 gallon bag or bundle) - April - September	Discontinued	Discontinued	N/A	N/A
	UB	Senior Rate (10% discount) - October - March (includes franchise fee and sales tax)	\$23.88	\$23.95	\$0.07	0%
	UB	Senior Rate (10% discount) - April - September (includes franchise fee and sales tax)	\$23.95	\$24.53	\$0.58	2%
	UB	Senior Refuse Extra Cart - October - March (includes franchise fee and sales tax)	\$13.61	\$5.36	\$8.25	-61%
	UB	Senior Refuse Extra Cart - April - September (includes franchise fee and sales tax)	\$5.36	\$5.50	\$0.14	3%
	UB	Solid Waste Admin Fee (per month per account)	\$2.63	\$2.63	\$0.00	0%
UB	Storm Drainage and Flood Risk Mitigation Utility Fee - Single Family Residential	\$5.00	\$5.00	\$0.00	0%	

Code Section	Dept.	Description	FY 2020 Approved	FY 2021 Approved	\$ Change	% Change
50-511	Drainage	<p>Storm Drainage and Flood Risk Mitigation Utility Fee - All Other non-exempt property/ Commercial monthly base rate will be \$0.0021 per square foot of impervious cover.</p> <p>The impervious cover for each property includes surfaces like rooftops, driveways, parking lots, walkways and patios. Adjustment Factor:</p> <p>The adjustment factor is unique to each property and is based on the percent of impervious cover. It is calculated with the following formula: Adjustment Factor = (1.5425 x Percent of Impervious Cover) + 0.5064</p>	<p>Monthly Fee = Monthly Base Rate x Impervious Cover (sq. ft.) x Adjustment Factor</p>	<p>Monthly Fee = Monthly Base Rate x Impervious Cover (sq. ft.) x Adjustment Factor</p>	\$0.00	0%

City of Kyle, Texas
 Re-Appropriations for Encumbrances From FY 2020 to FY 2021
 Information as of August 12, 2020

#	PO Number	Vendor	Description	Fund	Department	Outstanding
1	000003070	APPLIED CONCEPTS INC	3 hand held Lidars for motor units	General Fund	POLICE	\$ 8,217.00
2	000003089	TYLER TECHNOLOGIES INC	EnerGov Professional Implementation Services	General Fund	IT	4,810.00
3	000003089	TYLER TECHNOLOGIES INC	Project Management Services	General Fund	IT	740.00
4	000003091	TYLER TECHNOLOGIES INC	EG - Incode Integration Setup	General Fund	IT	3,700.00
5	000003079	ENVISIONWARE, INC.	Security System-Checkout	General Fund	LIBRARY	9,203.42
Total - General Fund						\$ 26,670.42
6	000002878-R1	FACILITY SOLUTIONS GROUP INC	For wayfinding directional signs	GF CIP Fund	ADMIN	22,600.80
7	000002878-R1	FACILITY SOLUTIONS GROUP INC	For wayfinding directional signs	GF CIP Fund	ADMIN	11,846.40
8	000002881-R1	CP&Y INC.	For the purpose of providing preliminary engineering for Post Rd	GF CIP Fund	ENGINEERING	31,618.00
9	000002962-R1	POLYLEVEL OF CENTRAL TEXAS	To Perform all work required for the City of Kyle sidewalk maintenance	GF CIP Fund	PUBLIC WORKS	19,870.50
10	000003040	LJA ENGINEERING, INC	Windy Hill Development Project	GF CIP Fund	ENGINEERING	228,841.90
11	000003080	BUIE COMMUNICATIONS	Approve Cotract-BUIE & CO	GF CIP Fund	POLICE	48,500.00
12	000002877-R1	UNION PACIFIC RAILROAD COMPANY	Siding relocation in Kyle, TX	GF CIP Fund	ENGINEERING	51,929.18
Total - GF CIP						\$ 415,206.78
13	000002891-R1	ALTURA SOLUTIONS LP	Consulting - review of inspection of Lehman Rd	2015 GO Bond Fund	ENGINEERING	2,775.00
14	000003102	C&C LANDSCAPING SERVICES	Landscaping-Burleson North & Burelson Blanco	2015 GO Bond Fund	ENGINEERING	4,600.00
15	000002789-R1	SMITH CONTRACTING COMPANY	Reconstruction & Widening of N.Burleson	2015 GO Bond Fund	ENGINEERING	250,000.00
16	000002791-R1	FREESE AND NICHOLS, INC.	Additional Construction Admin Services	2015 GO Bond Fund	ENGINEERING	5,180.14
17	000002793-R1	CASH CONSTRUCTION COMPANY	Reconstruction and Widening of Lehman Road	2015 GO Bond Fund	ENGINEERING	250,000.00
18	000002824	ARIAS & ASSOCIATES INC	N. Burleson Street Improvements	2015 GO Bond Fund	ENGINEERING	51,122.30
19	000002831-R1	HDR ENGINEERING INC	Lehman Road Project	2015 GO Bond Fund	ENGINEERING	1,679.00
20	000002846-R1	RABA-KISTNER CONSULTANTS, INC.	Lehman Material Testing	2015 GO Bond Fund	ENGINEERING	8,948.50
21	000002884-R1	ALTURA SOLUTIONS LP	North Burleson St improvements project.	2015 GO Bond Fund	ENGINEERING	475.00
22	000003056	FREESE AND NICHOLS, INC.	N Burleson and Marketplace Extension	2015 GO Bond Fund	ENGINEERING	4,195.73
23	000003056	FREESE AND NICHOLS, INC.	N Burleson and Marketplace Extension	2015 GO Bond Fund	ENGINEERING	428.13
24	000002885	UNION PACIFIC RAILROAD COMPANY	Make improvements to the existing road crossing	2015 GO Bond Fund	PUBLIC WORKS	88,925.58
Total - 2015 GO Bond Fund						\$ 668,329.38
25	000003096	BLACK & VEATCH CORP	WW Treatment Plant Construction Management	2020 CO Bond (WWTP)	ENGINEERING	\$ 1,080,000.00
26	000003032	ARCHER WESTERN CONSTRUCTION, LLC	Construction/Expansion WWTP	2020 GO Bond Fund	ENGINEERING	28,906,662.25
27	000003041	BURGESS & NIPLE, INC	Approve professional services-WW treatment plant	2020 GO Bond Fund	ENGINEERING	880,484.37
Total - 2020 Bond Fund						\$ 30,867,146.62
28	000003049	MG-CARDINAL UPTOWN AT PLUM CREEK LLC	Agreement with MG Cardinal at Uptown LLC for Uptown Central Park	TIRZ #2 Fund	ADMIN	\$ 418,854.61
Total - TIRZ #2						\$ 418,854.61
29	000003095	WGI, INC	HPAC-Memorial Park @ Detention Center	Heroes Memorial Fund	ENGINEERING	\$ 14,500.00
30	000003105	NUDGE DESIGN	Uptown Heroes Memorial Project	Heroes Memorial Fund	ADMIN	620,072.55
Total - Heroes Memorial Fund						\$ 634,572.55

31	000003000	T.F. HARPER & ASSOCIATES LP	Ash Pavilion Phase 2	Park Development Fund	PARKS	134,649.75
Total - Park Development Fund						\$ 134,649.75
32	000002825-R1	TYLER TECHNOLOGIES INC	INCODE software module and configuration services	Water Operating	FINANCE	12,969.80
33	000002825-R1	TYLER TECHNOLOGIES INC	INCODE software module and configuration services	Water Operating	FINANCE	468.79
Total - Water Fund						\$ 13,438.59
34	000002825-R1	TYLER TECHNOLOGIES INC	INCODE software module and configuration services	Wastewater Operating	FINANCE	\$ 156.30
35	000002825-R1	TYLER TECHNOLOGIES INC	INCODE software module and configuration services	Wastewater Operating	FINANCE	12,657.31
Total - Wastewater Fund						\$ 12,813.61
36	000002825-R1	TYLER TECHNOLOGIES INC	INCODE software module and configuration services	Storm Drainage Fund	FINANCE	\$ 5,955.59
Total - Drainage Fund						\$ 5,955.59
37	000002893-R1	HDR ENGINEERING INC	Phase FM1626 Pump Station Improvements	Water Impact Fee Fund	PUBLIC WORKS	78,100.00
38	000003036	LJA ENGINEERING, INC	Well # 4-Engineering Services	Water Impact Fee Fund	ENGINEERING	13,777.95
Total - Water Impact Fee Fund						\$ 91,877.95
39	000002784-R1	LJA ENGINEERING, INC	Schlemmer & Porter ST. WW Project	Wastewater CIP Fund	ENGINEERING	\$ 56,545.40
Total - Wastewater CIP Fund						\$ 56,545.40
40	000002882-R1	ARIAS & ASSOCIATES INC	For Bunton Creek Interceptor 3.1 material testing	Wastewater Impact Fee Fund	ENGINEERING	4,269.25
41	000002892-R1	HVJ ASSOCIATES INC	Geotechnical investigation & pavement Engineering for Southside WW Project	Wastewater Impact Fee Fund	ENGINEERING	68,254.65
42	000003100	THE RIOS GROUP, INC	Professional Services-IH 35 Southside WW Improvements	Wastewater Impact Fee Fund	ENGINEERING	9,851.48
43	000002785-R1	CP&Y INC.	North Trails WW Interceptor Improvements	Wastewater Impact Fee Fund	ENGINEERING	78,796.76
44	000002786-R1	CP&Y INC.	Indian Paintbrush LS Improvements	Wastewater Impact Fee Fund	ENGINEERING	74,956.80
45	000002830-R1	ESPEY CONSULTANTS, INC.	Kyle Southside WW Improvements	Wastewater Impact Fee Fund	ENGINEERING	35,936.44
46	000002850-R1	RABA-KISTNER CONSULTANTS, INC.	Testing & Observation Services for Elliott Branch	Wastewater Impact Fee Fund	ENGINEERING	4,088.08
47	000002860-R1	SKYBLUE UTILITIES INC	Southside Wastewater Improvements Project	Wastewater Impact Fee Fund	ENGINEERING	2,511,204.70
48	000002875-R1	K FRIESE & ASSOCIATES, INC	For the purpose of providing additional Center St Village WW Improvements	Wastewater Impact Fee Fund	ENGINEERING	51,644.38
49	000002880-R1	HDR ENGINEERING INC	For the purpose of providing preliminary engineering for Plum Creek golf course interceptor	Wastewater Impact Fee Fund	ENGINEERING	193,360.00
50	000002944-R1	ESPEY CONSULTANTS, INC.	Approve Amendement # 1-Espey Consultants, Inc, Elliot Branch Ph 1	Wastewater Impact Fee Fund	ENGINEERING	131,298.80
Total - Wastewater Impact Fee Fund						\$ 3,163,661.34
51	000002852-R1	GRANT DEVELOPMENT SERVICES INC	Protection Plan Implementation	WWTP LID Grant Fund	PUBLIC WORKS	\$ 2,000.00
Total - WWTP LID Grant Fund						\$ 2,000.00
GRAND TOTAL:						\$ 36,511,722.59

NOTICE OF MEETING TO VOTE ON TAX RATE

A tax rate of \$0.5201 per \$100 valuation has been proposed by the governing body of City of Kyle.

PROPOSED TAX RATE	\$0.5201 per \$100
NO-NEW-REVENUE TAX RATE	\$0.5292 per \$100
VOTER-APPROVAL TAX RATE	\$0.5202 per \$100

The no-new-revenue tax rate is the tax rate for the 2020 tax year that will raise the same amount of property tax revenue for City of Kyle from the same properties in both the 2019 tax year and the 2020 tax year.

The voter-approval tax rate is the highest tax rate that City of Kyle may adopt without holding an election to seek voter approval of the rate.

The proposed tax rate is not greater than the no-new-revenue tax rate. This means that City of Kyle is not proposing to increase property taxes for the 2020 tax year.

A PUBLIC HEARING ON THE PROPOSED TAX RATE WILL BE HELD ON AUGUST 25, 2020 at 7:00 P.M. AT KYLE CITY HALL, 100 WEST CENTER STREET, KYLE, TX 78640.

The proposed tax rate is also not greater than the voter-approval tax rate. As a result, City of Kyle is not required to hold an election to seek voter approval of the rate. However, you may express your support for or opposition to the proposed tax rate by contacting City Council of City of Kyle at their offices or by attending the public meeting mentioned above.

YOUR TAXES OWED UNDER ANY OF THE TAX RATES MENTIONED ABOVE CAN BE CALCULATED AS FOLLOWS:

$$\text{Property tax amount} = (\text{tax rate}) \times (\text{taxable value of your property}) / 100$$

The members of the governing body voted on the proposal to consider the proposed tax rate as follows:

FOR the proposal:	Mayor Travis Mitchell	Mayor Pro Tem Rick Koch
	Council Member Dex Ellison	Council Member Robert Rizo
	Council Member Tracy Scheel	Council Member Michael Tobias
	Council Member Alex Villalobos	

AGAINST the proposal: None.

PRESENT and not voting: None.

ABSENT: None.

The 86th Texas Legislature modified the manner in which the voter-approval tax rate is calculated to limit the rate of growth of property taxes in the state.

The following table compares the taxes imposed on the average residence homestead by City of Kyle last year to the taxes proposed to be imposed on the average residence homestead by City of Kyle this year:

	2019	2020	Change
Total tax rate (per \$100 of value)	\$0.5416	\$0.5201	Decrease of \$0.0215 per \$100 or 3.97%
Average homestead taxable value	\$207,049	\$215,762	Increase of 4.20%
Tax on average homestead	\$1,121.38	\$1,122.18	Increase of \$0.80 or 0.07%
Total tax levy on all properties	\$18,504,202	\$17,901,584	Decrease of \$602,618 or 3.25%

For assistance with tax calculations, please contact the tax assessor for City of Kyle at 512-393-5545 or jenifer.okane@co.hays.tx.us, or visit www.hayscountytax.com for more information.

City of Kyle, Texas
Notice of Public Hearings on Proposed Budget & Property Tax Rates
For Fiscal Year 2020-2021

The Kyle City Council is scheduled to conduct public hearings on the proposed budget for Fiscal Year 2020-2021 including revenues, expenditures, property tax rates, water and wastewater service rates, storm drainage fee, and other fees and charges for various City services.

The proposed budget for Fiscal Year 2020-2021 is a complete financial plan for all City funds, programs, services, operations, and capital improvement program (CIP) activities for the period October 1, 2020 through September 30, 2021. The proposed budget for Fiscal Year 2020-2021 for all City expenditures, as amended by City Council on August 1, 2020, totals approximately \$134.2 million and includes 279.0 full-time equivalent positions.

The City of Kyle's proposed property tax rates for Tax Year 2020 (Fiscal Year 2020-2021) are as follows:

- Proposed Tax Rate: \$0.5201 per \$100 taxable assessed valuation
- No-New-Revenue Tax Rate: \$0.5292 per \$100 taxable assessed valuation
- Voter-Approval Tax Rate: \$0.5202 per \$100 taxable assessed valuation

The public hearings on the City's proposed budget and property tax rates for Fiscal Year 2020-2021 are scheduled to be conducted by the Kyle City Council on the following dates and time:

- August 18, 2020 at 7:00 p.m., in City Council Chambers located in City Hall at 100 West Center Street, Kyle, Texas
- August 25, 2020 at 7:00 p.m., in City Council Chambers located in City Hall at 100 West Center Street, Kyle, Texas

The Kyle City Council is also scheduled to consider Ordinances on first and second readings for the City's budget and property tax rates for Fiscal Year 2020-2021 on the following dates and time:

- August 18, 2020 at 7:00 p.m., 1st Reading of Budget & Property Tax Rate Ordinances
- August 25, 2020 at 7:00 p.m., 2nd Reading of Budget & Property Tax Rate Ordinances

All Kyle residents, taxpayers, and interested persons are invited to attend the City Council's budget meetings and public hearings to provide their comments to the City Council.

The proposed budget and property tax rates for Fiscal Year 2020-2021 are available on the City's web page at:

<https://www.cityofkyle.com/finance/budget-development-fy-2020-2021>

A printed copy of the budget document is also available for public inspection during business hours at Kyle City Hall located at 100 West Center Street, Kyle, Texas, and at Kyle Public Library located at 550 Scott Street, Kyle, Texas.

Perwez A. Moheet, CPA
Director of Finance
August 12, 2020

City of Kyle, Texas
Notice of City Council Budget Meetings and Public Hearings
Proposed Operating and Capital Budget
For Fiscal Year 2020-2021

The Kyle City Council is scheduled to conduct budget meetings and public hearings on the City Manager's proposed budget for fiscal year 2020-2021 including revenues, expenditures, property tax rates, water and wastewater service rates, storm drainage fee, and other fees and charges for various City services.

The City Manager will hold Budget Worksession No. 2 with the City Council on the proposed budget for fiscal year 2020-2021 on Saturday, August 1, 2020 at 8:00 a.m. It is important to note that the City Manager's proposed budget as presented to City Council on August 1, 2020 is subject to changes by the City Council during the budget deliberations.

The proposed budget for fiscal year 2020-2021 is a complete financial plan for all City funds, programs, services, operations, and capital improvement program (CIP) activities for the period covering October 1, 2020 through September 30, 2021. The proposed budget for fiscal year 2020-2021 for all City expenditures, as proposed by the City Manager totals approximately \$134.2 million and includes 281.0 full time equivalent positions. Of the total \$134.2 million proposed budget, the City's General Fund budget for fiscal year 2020-2021 totals approximately \$30.1 million for operations and maintenance and approximately \$8.9 million in one-time transfers from the fund balance to pay for major capital improvement projects instead of issuing bond debt.

A general summary of the City's proposed budget for fiscal year 2020-2021 for all City Funds including debt service is provided below:

FOR ALL CITY FUNDS

• Estimated Beginning Fund Balance	\$ 113,678,017
• Estimated Revenue	<u>\$ 84,521,747</u>
• Estimated Available Funds	\$ 198,199,764
• Estimated Expenditures	<u>\$ 134,194,534 *</u>
• Estimated Ending Fund Balance	<u>\$ 64,005,230</u>

*Includes expenditure of accumulated funds from prior fiscal years such as road bond proceeds, water and wastewater impact fees, park development fees, re-prioritization of capital funds, and the one-time use of fund balances.

The Kyle City Council is scheduled to hold budget meetings and public hearings on the proposed budget, property tax rates, water and wastewater service rates storm drainage fee, and other fees and charges for various City services for fiscal year 2020-2021 on the following dates:

- City Council Budget Workshop No. 1: Saturday, June 13, 2020 at 8:00 a.m. (Completed)
- City Council Budget Workshop No. 2: Saturday, August 1, 2020 at 8:00 a.m.
- City Council Budget Workshop No. 3: Tuesday, August 18, 2020 at 7:00 p.m.
(includes public hearing and 1st Reading of Budget & Property Tax Rate Ordinances)
- City Council Budget Workshop No. 4: Tuesday, August 25, 2020 at 7:00 p.m.
(includes public hearing & 2nd Reading of Budget & Property Tax Rate Ordinances)

All Kyle residents and interested persons are invited to attend the City Council's budget meetings and public hearings to provide their comments to the City Council. An electronic copy of the City Manager's proposed operating and capital budget for fiscal year 2020-2021 will be available on the City's website beginning August 1, 2020. A printed copy of the complete proposed budget document will also be available for public inspection during business hours (except on a City holiday) at Kyle City Hall located at 100 West Center Street, Kyle, Texas, and at Kyle Public Library located at 550 Scott Street, Kyle, Texas.

This Notice of City Council Budget Meetings and Public Hearings is hereby provided in accordance with Article VIII, Section 8.05 of the Kyle City Charter.

Perwez A. Moheet, CPA
Director of Finance
July 29, 2020



CITY OF KYLE, TEXAS

Approval of Ordinance to Adopt Ad Valorem (Property) Tax Rates for Tax Year 2020 (FY 2020-2021)

Meeting Date: 8/25/2020

Date time: 7:00 PM

Subject/Recommendation: *(Second Reading)* Approve an Ordinance of the City of Kyle, Texas, fixing the ad valorem tax (property tax) rate for Tax Year 2020 at \$0.5201 per \$100 assessed valuation and providing for the levying of ad valorem taxes for use and support of the municipal government of the City of Kyle for the fiscal year beginning October 1, 2020 and ending September 30, 2021; providing for apportioning each levy for specific purposes; and providing when ad valorem taxes shall become due and when same shall become delinquent if not paid. ~ *J. Scott Sellers, City Manager*

Other Information: The City Manager's proposed budget for Fiscal Year 2020-2021 as presented at a special-called City Council meeting held on Saturday, August 1, 2020, included a proposal to set the City's ad valorem tax rate (property tax rate) at \$0.5201 per \$100 assessed valuation.

On August 1, 2020, the City Council unanimously voted to approve a Resolution to consider a proposal on the agenda of a future City Council meeting as an action item to adopt an ad valorem tax rate (property tax rate), not to exceed \$0.5201 per \$100 assessed valuation for tax year 2020 (Fiscal Year 2020-2021).

The City Council has scheduled two (2) public hearings to receive comments from all Kyle residents, taxpayers, and interested persons on the proposed ad valorem tax rate (property Tax rate) for tax year 2020 (Fiscal Year 2020-2021).

The two (2) public hearings on the proposed ad valorem tax rate (property tax rate) have been scheduled as follows:

1. August 18, 2020 at 7:00 p.m., at Kyle City Hall, 100 W. Center Street, Kyle, Texas 78640
2. August 25, 2020 at 7:00 p.m., at Kyle City Hall, 100 W. Center Street, Kyle, Texas 78640

Adopted Ad Valorem Tax Rate for Tax Year 2019:

Maintenance & Operations (M&O): \$0.3154 per \$100 assessed valuation
Interest & Sinking (I&S): \$0.2262 per \$100 assessed valuation
Total Ad Valorem Tax Rate: \$0.5416 per \$100 assessed valuation

No-New-Revenue Ad Valorem Tax Rate for Tax Year 2020:

Total No-New-Revenue Tax Rate: \$0.5292 per \$100 assessed valuation

Voter-Approval Ad Valorem Tax Rate for Tax Year 2020:

Maintenance & Operations (M&O): \$0.3257 per \$100 assessed valuation
Interest & Sinking (I&S): \$0.1945 per \$100 assessed valuation
Total Ad Valorem Tax Rate: \$0.5202 per \$100 assessed valuation

Proposed Ad Valorem Tax Rate for Tax Year 2020:

Maintenance & Operations (M&O): \$0.3256 per \$100 assessed valuation

Interest & Sinking (I&S): \$0.1945 per \$100 assessed valuation

Total Ad Valorem Tax Rate: \$0.5201 per \$100 assessed valuation

After taking into consideration all comments received during the public hearings and budget meetings, the City Council is scheduled to make decision on the City's ad valorem tax rate (property tax rate) for Tax Year 2020 (Fiscal Year 2020-2021) on August 18, 2020 (1st Reading of Ordinance) and August 25, 2020 (2nd Reading of Ordinance).

A complete copy of the City's proposed budget for Fiscal Year 2020-2021 and associated documents are available on the City's web page at:

<https://www.cityofkyle.com/finance/budget-development-fy-2020-2021>

Legal Notes:

Budget Information:

ATTACHMENTS:

Description

- Ordinance - Ad Valorem (Property) Tax Rate Adoption FY 2020-2021
- Proposed Property Tax Rates for Tax Year 2020
- Resolution - Tax Rate Consideration FY 2021
- Notice of Meeting to Vote on Tax Rate 8-19-2020
- Notice of Public Hearings on Proposed Budget & Property Tax Rates 8-12-2020
- Notice of City Council Budget Meetings & Public Hearings 7-29-2020

ORDINANCE NO. _____

AN ORDINANCE OF THE CITY OF KYLE, TEXAS FIXING THE AD VALOREM TAX RATE, AND PROVIDING FOR THE LEVYING OF AD VALOREM TAXES FOR USE AND SUPPORT OF THE MUNICIPAL GOVERNMENT OF THE CITY FOR THE FISCAL YEAR BEGINNING OCTOBER 1, 2020 AND ENDING SEPTEMBER 30, 2021; PROVIDING FOR APPORTIONING EACH LEVY FOR SPECIFIC PURPOSES; AND PROVIDING WHEN TAXES SHALL BECOME DUE AND WHEN SAME SHALL BECOME DELINQUENT IF NOT PAID.

Whereas, the City Council of the City of Kyle, Texas approved the municipal budget for the fiscal year beginning October 1, 2020 and ending September 30, 2021; and

Whereas, it is necessary that an Ordinance be passed levying an ad valorem tax on all property, both real and personal, within the corporate limits of the City of Kyle, Texas in accordance with such budget and the Texas Tax Code.

NOW, THEREFORE, BE IT ORDAINED BY THE CITY COUNCIL OF THE CITY OF KYLE, TEXAS:

Section 1. Tax Levy

There is hereby levied and there shall be collected for the Maintenance and Operations (use and support) of the municipal government of the City of Kyle (herein the "City") and to provide an Interest and Sinking Fund for fiscal year 2020-2021, upon all property, real, personal and mixed, within the corporate limits of said City on January 1, 2020 subject to taxation, a tax of \$0.5201 on each \$100.00 assessed valuation of property, said tax being so levied and apportioned to the specific purposes here set forth:

1. For the Maintenance and Operation support of the general government (General Fund), \$0.3256 on each \$100.00 assessed valuation of property; and
2. For the Interest and Sinking Fund, \$0.1945 on each \$100.00 assessed valuation of property.

Section 2. Tax Rates

The City of Kyle's property tax rate for Tax Year 2020 (Fiscal Year 2020-2021) of \$0.5201 on each \$100.00 assessed valuation of property as hereby set for levy is below when compared to the following tax rates:

1. The total tax rate of \$0.5201 on each \$100.00 assessed valuation of property for Tax Year 2020 is 3.97 percent below the adopted tax rate of \$0.5416 per \$100.00 assessed valuation of property for Tax Year 2019.
2. The total tax rate of \$0.5201 on each \$100.00 assessed valuation of property for Tax Year 2020 is 1.73 percent below the No-New-Revenue tax rate of \$0.5292 per \$100.00 assessed valuation of property for Tax Year 2020.
3. The total tax rate of \$0.5201 on each \$100.00 assessed valuation of property for Tax Year 2020 is 0.02 percent below the Voter-Approval tax rate of \$0.5202 per \$100.00 assessed valuation of property for Tax Year 2020.
4. THIS TAX RATE WILL RAISE MORE TAXES FOR MAINTENANCE AND OPERATIONS THAN LAST YEAR'S TAX RATE.

Section 3. Taxes Due and Payable.

That taxes levied under this Ordinance shall be due and payable on October 1, 2020 and if not paid on or before January 31, 2021 shall immediately become delinquent.

Section 4. Tax Lien.

All taxes shall become a lien upon the property against which assessed, and the Hays County Tax Office as the assessor and collector for the City of Kyle is hereby authorized and empowered to enforce the collection of such taxes according to the Constitution and laws of the State of Texas and Ordinances of the City, and shall, by virtue of the tax rolls, fix and establish a lien by levying upon such property, whether real or personal, for the payment of said taxes, penalty and interest, and the interest and penalty collected from such delinquent taxes shall be apportioned to the General Fund of the City. All delinquent taxes shall bear interest from date of delinquency at the rate as prescribed by state law.

Section 5. Public Hearings.

The City Council held two (2) separate public hearings to obtain comments and recommendations from Kyle taxpayers, ratepayers, residents, businesses, and other interested persons specifically on the City's proposed ad valorem (property) tax rates for Tax Year 2020 (Fiscal Year 2020-2021).

In compliance with the Truth-in-Taxation requirements, the required public "Notice of Meeting to Vote on Tax Rate" was published in the Hays Free Press on August 19, 2020.

The required public hearing on the proposed ad valorem (property) tax rate for Tax Year 2020 (Fiscal Year 2020-2021) for the City of Kyle was held by City Council at 7:00 p.m., on August 25, 2020 at Kyle City Hall located at 100 W. Center Street, Kyle, Texas 78640.

Section 6. Effective Date.

This Ordinance shall take effect immediately from and after its passage.

Section 7. Open Meetings.

It is hereby officially found and determined that the meeting at which this ordinance is passed was open to the public as required and that public notice of the time, place, and purpose of said meeting was given as required by the Open Meetings Act.

PASSED AND APPROVED on 1st reading this ____ day of August 2020.

PASSED AND FINALLY APPROVED on 2nd reading this ____ day of August 2020.

CITY OF KYLE, TEXAS

Travis Mitchell, Mayor

ATTEST:

Jennifer Vetrano, City Secretary



Property Tax Rates for Tax Year 2020 Proposed Budget Fiscal Year 2020-2021

Proposed, No-New-Revenue & Voter-Approval Tax Rates

	<u>Current Tax Rate</u>	<u>No-New- Revenue Tax Rate</u>	<u>Voter- Approval Tax Rate</u>	<u>Proposed Tax Rate</u>
Maintenance & Operations (M&O) Rate	\$0.3154	N/A	\$0.3257	\$0.3256
Interest & Sinking (I&S) Rate	\$0.2262	N/A	\$0.1945	\$0.1945
Total Property Tax Rate Per \$100/AV	\$0.5416	\$0.5292	\$0.5202	\$0.5201



CITY OF KYLE, TEXAS

Resolution to Record City Council's Vote to Consider Tax Rate for FY 2021

Meeting Date: 8/1/2020
Date time: 8:00 AM

Subject/Recommendation:

A Resolution to record City Council's vote to place a proposal on the agenda of a future City Council meeting as an action item to adopt an ad valorem tax rate for Fiscal Year 2020-2021 for the City of Kyle; making findings of fact; and providing for related matters. ~ *J. Scott Sellers, City Manager*

Other Information:

The City Manager's Proposed Budget for Fiscal Year 2020-2021 includes a recommended ad valorem tax rate.

If a proposed ad valorem tax rate exceeds the No-New-Revenue Tax Rate or the Voter-Approval Tax Rate, whichever is lower, the taxing unit's governing body must approve a Resolution or Ordinance, as appropriate, to record vote to place a proposal on the agenda of a future meeting as an action item to adopt the ad valorem tax rate. This record vote is required to be published in the Notice of Public Hearing on Tax Increase before the public hearing.

This vote must be recorded to show how each member of the governing body voted on the Resolution or Ordinance to place a proposal on the agenda of a future meeting as an action item to adopt the ad valorem tax rate. If the Resolution or Ordinance passes, then the governing body must hold a public hearing on the ad valorem tax proposal before adopting the tax rate.

The Kyle City Council is scheduled to hold budget meetings and public hearings on the proposed budget, property tax rates, and water and wastewater utility rates, storm drainage fee, and other fees and charges for various City services for fiscal year 2020-2021 at Kyle City Hall located at 100 West Center Street, Kyle, Texas, on the following dates:

- City Council Budget Workshop No. 1: Saturday, June 13, 2020 (Completed)
- City Council Budget Workshop No. 2: Saturday, August 1, 2020 at 8:00 a.m.
- Public Hearing No. 1 on Budget & Rates: Tuesday, August 18, 2020 at 7:00 p.m.
- Adoption of Budget & Rates (1st Reading): Tuesday, August 18, 2020 at 7:00 p.m.
- Public Hearing No. 2 on Budget & Rates: Tuesday, August 25, 2020 at 7:00 p.m.
- Adoption of Budget & Rates (2nd Reading): Tuesday, August 25, 2020 at 7:00 p.m.

All Kyle residents and interested persons are invited to attend the City Council's budget meetings and public hearings to provide their comments to the City Council. An electronic copy of the proposed operating and capital budget for fiscal year 2020-2021 will be available on the City's website beginning August 1, 2020. A printed copy of the complete proposed budget document will also be available for public inspection during business hours (except on a City holiday) at Kyle City Hall located at 100 West Center Street, Kyle, Texas, and at Kyle Public Library located at 550 Scott Street, Kyle, Texas.

Legal Notes:

Budget Information:

ATTACHMENTS:

Description

No Attachments Available

RESOLUTION NO. _____

A RESOLUTION OF THE CITY OF KYLE, TEXAS, TO RECORD CITY COUNCIL VOTE TO PLACE A PROPOSAL ON THE AGENDA OF A FUTURE CITY COUNCIL MEETING AS AN ACTION ITEM TO ADOPT AN AD VALOREM TAX RATE OF \$0.5201 PER \$100.00 OF ASSESSED VALUATION FOR TAX YEAR 2020 (FISCAL YEAR 2020-2021) FOR THE CITY OF KYLE; MAKING FINDINGS OF FACT; AND PROVIDING FOR RELATED MATTERS.

Whereas, the Texas Tax Code, Chapter 26 requires that the taxing unit's governing body must vote to place a proposal to adopt the ad valorem tax rate on the agenda of a future meeting of the governing body as an action item and,

Whereas, the Texas Tax Code, Chapter 26 requires that prior to holding the required public hearing on the proposed ad valorem tax rate, the governing body must take a record vote by an ordinance or resolution, as appropriate, showing how each member of the governing body voted on the proposal to consider the proposed ad valorem tax rate, and,

Whereas, the Texas Tax Code, Chapter 26 requires that the governing body publish a notice of public hearing and hold a public hearing to receive comments from the public on the proposed ad valorem tax rate.

Whereas, this Resolution complies with the provisions of the Texas Tax Code.

NOW, THEREFORE, BE IT RESOLVED BY THE CITY COUNCIL OF THE CITY OF KYLE, TEXAS, HAYS COUNTY, THAT:

Section 1. Findings. As required by the Texas Tax Code, the City Council of the City of Kyle, Texas, has on this day considered to place a proposal to adopt an ad valorem tax rate of \$0.5201 per \$100.00 of assessed valuation for Tax Year 2020 (Fiscal Year 2020-2021) on the agenda of a future City Council meeting as an action item and recorded the vote on the proposal to be as follows:

FOR: Mayor Travis Mitchell
Mayor Pro Tem Rick Koch, District 5
Council Member Dex Ellison, District 1
Council Member Tracy Scheel, District 2
Council Member Robert Rizo, District 3
Council Member Alex Villalobos, District 4
Council Member Michael Tobias, District 6

AGAINST: None.

PRESENT AND NOT VOTING: None.

ABSENT: None.

In addition, the following recitals are hereby found to be true and correct and are hereby adopted by the City Council and made a part hereof for all purposes as findings of fact.

Section 2. Authorization. This Resolution of the City of Kyle, Texas, is hereby adopted in compliance with the requirements set forth in Chapter 26 of the Texas Tax Code.

Section 3. Effective Date. This Resolution shall take effect from and after the date of its passage as authorized by the Charter of the City of Kyle.

Section 4. Open Meetings. It is hereby officially found and determined that the meeting at which this Resolution is passed was open to the public as required and that public notice of the time, place, and purpose of said meeting was given as required by the Open Meetings Act, Chapter 551, Local Government Code.

FINALLY PASSED AND APPROVED on this the 1st day of August 2020.

THE CITY OF KYLE, TEXAS

Travis Mitchell, Mayor

ATTEST:

Jennifer Vetrano, City Secretary

NOTICE OF MEETING TO VOTE ON TAX RATE

A tax rate of \$0.5201 per \$100 valuation has been proposed by the governing body of City of Kyle.

PROPOSED TAX RATE	\$0.5201 per \$100
NO-NEW-REVENUE TAX RATE	\$0.5292 per \$100
VOTER-APPROVAL TAX RATE	\$0.5202 per \$100

The no-new-revenue tax rate is the tax rate for the 2020 tax year that will raise the same amount of property tax revenue for City of Kyle from the same properties in both the 2019 tax year and the 2020 tax year.

The voter-approval tax rate is the highest tax rate that City of Kyle may adopt without holding an election to seek voter approval of the rate.

The proposed tax rate is not greater than the no-new-revenue tax rate. This means that City of Kyle is not proposing to increase property taxes for the 2020 tax year.

A PUBLIC HEARING ON THE PROPOSED TAX RATE WILL BE HELD ON AUGUST 25, 2020 at 7:00 P.M. AT KYLE CITY HALL, 100 WEST CENTER STREET, KYLE, TX 78640.

The proposed tax rate is also not greater than the voter-approval tax rate. As a result, City of Kyle is not required to hold an election to seek voter approval of the rate. However, you may express your support for or opposition to the proposed tax rate by contacting City Council of City of Kyle at their offices or by attending the public meeting mentioned above.

YOUR TAXES OWED UNDER ANY OF THE TAX RATES MENTIONED ABOVE CAN BE CALCULATED AS FOLLOWS:

$$\text{Property tax amount} = (\text{tax rate}) \times (\text{taxable value of your property}) / 100$$

The members of the governing body voted on the proposal to consider the proposed tax rate as follows:

FOR the proposal:	Mayor Travis Mitchell	Mayor Pro Tem Rick Koch
	Council Member Dex Ellison	Council Member Robert Rizo
	Council Member Tracy Scheel	Council Member Michael Tobias
	Council Member Alex Villalobos	

AGAINST the proposal: None.

PRESENT and not voting: None.

ABSENT: None.

The 86th Texas Legislature modified the manner in which the voter-approval tax rate is calculated to limit the rate of growth of property taxes in the state.

The following table compares the taxes imposed on the average residence homestead by City of Kyle last year to the taxes proposed to be imposed on the average residence homestead by City of Kyle this year:

	2019	2020	Change
Total tax rate (per \$100 of value)	\$0.5416	\$0.5201	Decrease of \$0.0215 per \$100 or 3.97%
Average homestead taxable value	\$207,049	\$215,762	Increase of 4.20%
Tax on average homestead	\$1,121.38	\$1,122.18	Increase of \$0.80 or 0.07%
Total tax levy on all properties	\$18,504,202	\$17,901,584	Decrease of \$602,618 or 3.25%

For assistance with tax calculations, please contact the tax assessor for City of Kyle at 512-393-5545 or jenifer.okane@co.hays.tx.us, or visit www.hayscountytax.com for more information.

City of Kyle, Texas
Notice of Public Hearings on Proposed Budget & Property Tax Rates
For Fiscal Year 2020-2021

The Kyle City Council is scheduled to conduct public hearings on the proposed budget for Fiscal Year 2020-2021 including revenues, expenditures, property tax rates, water and wastewater service rates, storm drainage fee, and other fees and charges for various City services.

The proposed budget for Fiscal Year 2020-2021 is a complete financial plan for all City funds, programs, services, operations, and capital improvement program (CIP) activities for the period October 1, 2020 through September 30, 2021. The proposed budget for Fiscal Year 2020-2021 for all City expenditures, as amended by City Council on August 1, 2020, totals approximately \$134.2 million and includes 279.0 full-time equivalent positions.

The City of Kyle's proposed property tax rates for Tax Year 2020 (Fiscal Year 2020-2021) are as follows:

- Proposed Tax Rate: \$0.5201 per \$100 taxable assessed valuation
- No-New-Revenue Tax Rate: \$0.5292 per \$100 taxable assessed valuation
- Voter-Approval Tax Rate: \$0.5202 per \$100 taxable assessed valuation

The public hearings on the City's proposed budget and property tax rates for Fiscal Year 2020-2021 are scheduled to be conducted by the Kyle City Council on the following dates and time:

- August 18, 2020 at 7:00 p.m., in City Council Chambers located in City Hall at 100 West Center Street, Kyle, Texas
- August 25, 2020 at 7:00 p.m., in City Council Chambers located in City Hall at 100 West Center Street, Kyle, Texas

The Kyle City Council is also scheduled to consider Ordinances on first and second readings for the City's budget and property tax rates for Fiscal Year 2020-2021 on the following dates and time:

- August 18, 2020 at 7:00 p.m., 1st Reading of Budget & Property Tax Rate Ordinances
- August 25, 2020 at 7:00 p.m., 2nd Reading of Budget & Property Tax Rate Ordinances

All Kyle residents, taxpayers, and interested persons are invited to attend the City Council's budget meetings and public hearings to provide their comments to the City Council.

The proposed budget and property tax rates for Fiscal Year 2020-2021 are available on the City's web page at:

<https://www.cityofkyle.com/finance/budget-development-fy-2020-2021>

A printed copy of the budget document is also available for public inspection during business hours at Kyle City Hall located at 100 West Center Street, Kyle, Texas, and at Kyle Public Library located at 550 Scott Street, Kyle, Texas.

Perwez A. Moheet, CPA
Director of Finance
August 12, 2020

City of Kyle, Texas
Notice of City Council Budget Meetings and Public Hearings
Proposed Operating and Capital Budget
For Fiscal Year 2020-2021

The Kyle City Council is scheduled to conduct budget meetings and public hearings on the City Manager's proposed budget for fiscal year 2020-2021 including revenues, expenditures, property tax rates, water and wastewater service rates, storm drainage fee, and other fees and charges for various City services.

The City Manager will hold Budget Worksession No. 2 with the City Council on the proposed budget for fiscal year 2020-2021 on Saturday, August 1, 2020 at 8:00 a.m. It is important to note that the City Manager's proposed budget as presented to City Council on August 1, 2020 is subject to changes by the City Council during the budget deliberations.

The proposed budget for fiscal year 2020-2021 is a complete financial plan for all City funds, programs, services, operations, and capital improvement program (CIP) activities for the period covering October 1, 2020 through September 30, 2021. The proposed budget for fiscal year 2020-2021 for all City expenditures, as proposed by the City Manager totals approximately \$134.2 million and includes 281.0 full time equivalent positions. Of the total \$134.2 million proposed budget, the City's General Fund budget for fiscal year 2020-2021 totals approximately \$30.1 million for operations and maintenance and approximately \$8.9 million in one-time transfers from the fund balance to pay for major capital improvement projects instead of issuing bond debt.

A general summary of the City's proposed budget for fiscal year 2020-2021 for all City Funds including debt service is provided below:

FOR ALL CITY FUNDS

• Estimated Beginning Fund Balance	\$ 113,678,017
• Estimated Revenue	<u>\$ 84,521,747</u>
• Estimated Available Funds	\$ 198,199,764
• Estimated Expenditures	<u>\$ 134,194,534 *</u>
• Estimated Ending Fund Balance	<u>\$ 64,005,230</u>

*Includes expenditure of accumulated funds from prior fiscal years such as road bond proceeds, water and wastewater impact fees, park development fees, re-prioritization of capital funds, and the one-time use of fund balances.

The Kyle City Council is scheduled to hold budget meetings and public hearings on the proposed budget, property tax rates, water and wastewater service rates storm drainage fee, and other fees and charges for various City services for fiscal year 2020-2021 on the following dates:

- City Council Budget Workshop No. 1: Saturday, June 13, 2020 at 8:00 a.m. (Completed)
- City Council Budget Workshop No. 2: Saturday, August 1, 2020 at 8:00 a.m.
- City Council Budget Workshop No. 3: Tuesday, August 18, 2020 at 7:00 p.m.
(includes public hearing and 1st Reading of Budget & Property Tax Rate Ordinances)
- City Council Budget Workshop No. 4: Tuesday, August 25, 2020 at 7:00 p.m.
(includes public hearing & 2nd Reading of Budget & Property Tax Rate Ordinances)

All Kyle residents and interested persons are invited to attend the City Council's budget meetings and public hearings to provide their comments to the City Council. An electronic copy of the City Manager's proposed operating and capital budget for fiscal year 2020-2021 will be available on the City's website beginning August 1, 2020. A printed copy of the complete proposed budget document will also be available for public inspection during business hours (except on a City holiday) at Kyle City Hall located at 100 West Center Street, Kyle, Texas, and at Kyle Public Library located at 550 Scott Street, Kyle, Texas.

This Notice of City Council Budget Meetings and Public Hearings is hereby provided in accordance with Article VIII, Section 8.05 of the Kyle City Charter.

Perwez A. Moheet, CPA
Director of Finance
July 29, 2020



CITY OF KYLE, TEXAS

Executive Session-Convene

Meeting Date: 8/25/2020

Date time:7:00 PM

Subject/Recommendation: Pursuant to Chapter 551, Texas Government Code, the City Council reserves the right to convene into Executive Session(s) from time to time as deemed necessary during this meeting. The City Council may convene into Executive Session pursuant to any lawful exception contained in Chapter 551 of the Texas Government Code including any or all of the following topics.

1. Pending or contemplated litigation or to seek the advice of the City Attorney pursuant to Section 551.071.
2. Possible purchase, exchange, lease, or value of real estate pursuant to Section 551.072.
3. Personnel matters pursuant to Section 551.074.
4. Convene into executive session pursuant to Section 551.087, Texas Government Code, to deliberate regarding the offer of economic incentives to one or more business prospects that the City seeks to have locate, stay, or expand in or near the City.

Other Information:

Legal Notes:

Budget Information:

ATTACHMENTS:

Description

No Attachments Available



CITY OF KYLE, TEXAS

Reconvene

Meeting Date: 8/25/2020
Date time: 7:00 PM

Subject/Recommendation: Take action on items discussed in Executive Session.

Other Information:

Legal Notes:

Budget Information:

ATTACHMENTS:

Description

No Attachments Available